

US00D389862S

# United States Patent [19]

[11] **Patent Number:** **Des. 389,862**

**Imagawa**

[45] **Date of Patent:** **\*\*Jan. 27, 1998**

[54] **FELT PEN**

D. 369,183 4/1996 Yoshida ..... D19/49  
 3,419,335 12/1968 Bok ..... 401/48

[75] **Inventor:** **Reiko Imagawa**, Nagoya, Japan

[73] **Assignee:** **Shachihata Inc.**, Nagoya, Japan

[\*\*] **Term:** **14 Years**

[21] **Appl. No.:** **67,731**

[22] **Filed:** **Mar. 10, 1997**

[30] **Foreign Application Priority Data**

Sep. 11, 1996 [JP] Japan ..... 8-27239

[51] **LOC (6) Cl.** ..... **19-06**

[52] **U.S. Cl.** ..... **D19/43; D19/49; D19/51;  
 D19/57**

[58] **Field of Search** ..... **D19/35, 36, 41-51,  
 D19/53-58, 81-85; 401/196, 48, 198, 202,  
 243-247**

[56] **References Cited**

**U.S. PATENT DOCUMENTS**

D. 286,546 11/1986 Funahashi ..... D19/43  
 D. 311,550 10/1990 Yazaki ..... D19/48  
 D. 313,245 12/1990 Iwase ..... D19/51 X  
 D. 326,684 6/1992 Shike et al. .... D19/49  
 D. 331,940 12/1992 Shirai et al. .... D19/51

**OTHER PUBLICATIONS**

Carter's Flyer #A1-1 & A, see marker and caps. page center.  
 May 1969.

*Primary Examiner*—Martie Thompson  
*Attorney, Agent, or Firm*—Reid & Priest L.L.P.

[57] **CLAIM**

The ornamental design for a felt pen, as shown and described.

**DESCRIPTION**

FIG. 1 is a perspective view of a felt pen showing my new design;  
 FIG. 2 is a front elevational view;  
 FIG. 3 is a right side elevational view;  
 FIG. 4 is a left side elevational view;  
 FIG. 5 is a rear elevational view;  
 FIG. 6 is a top plan view;  
 FIG. 7 is a bottom plan view;  
 FIG. 8 is a front elevational view with the writing tip exposed and the cap member in the stored position; and,  
 FIG. 9 is a bottom plan view of FIG. 8.

**1 Claim, 2 Drawing Sheets**

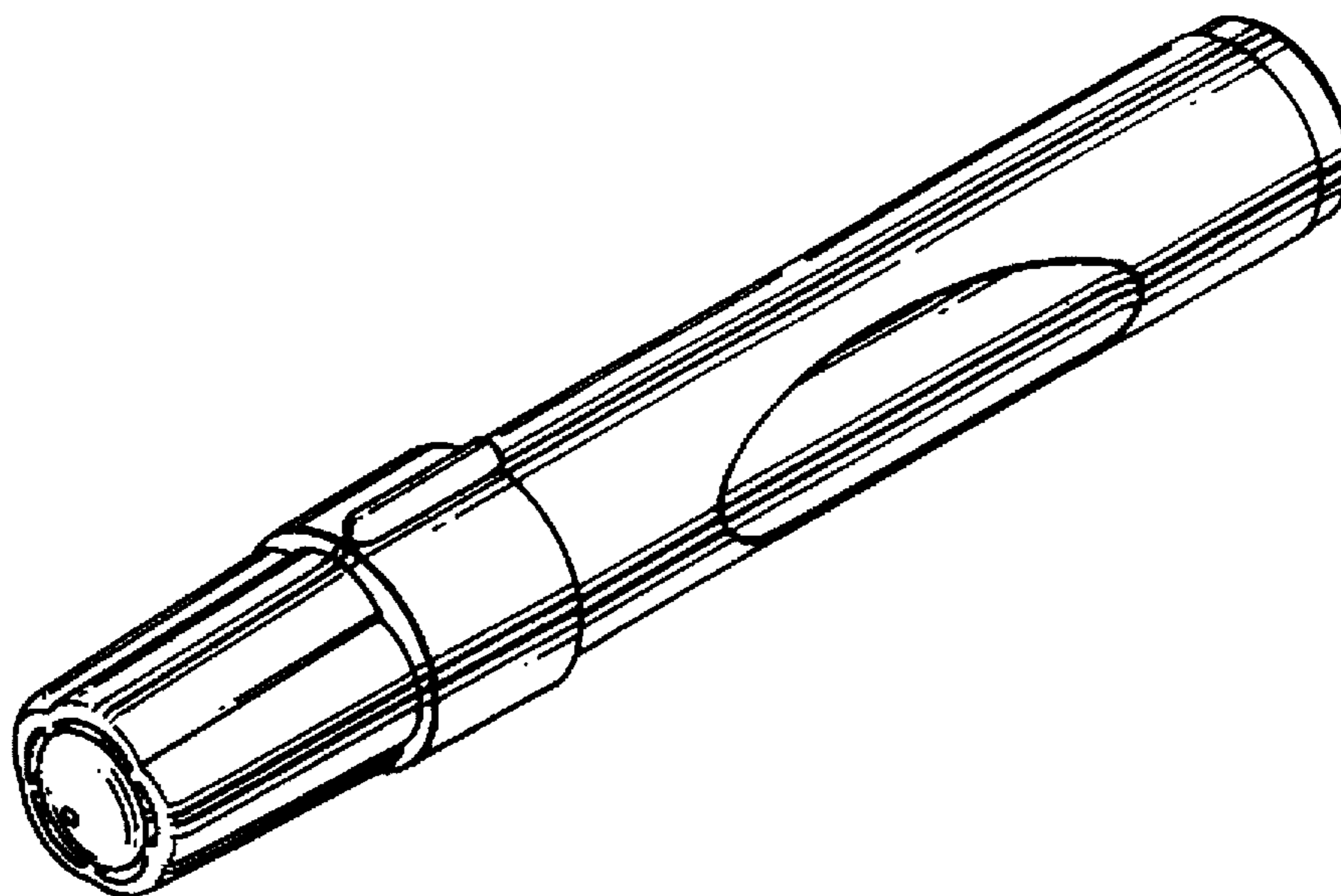


FIG. 1

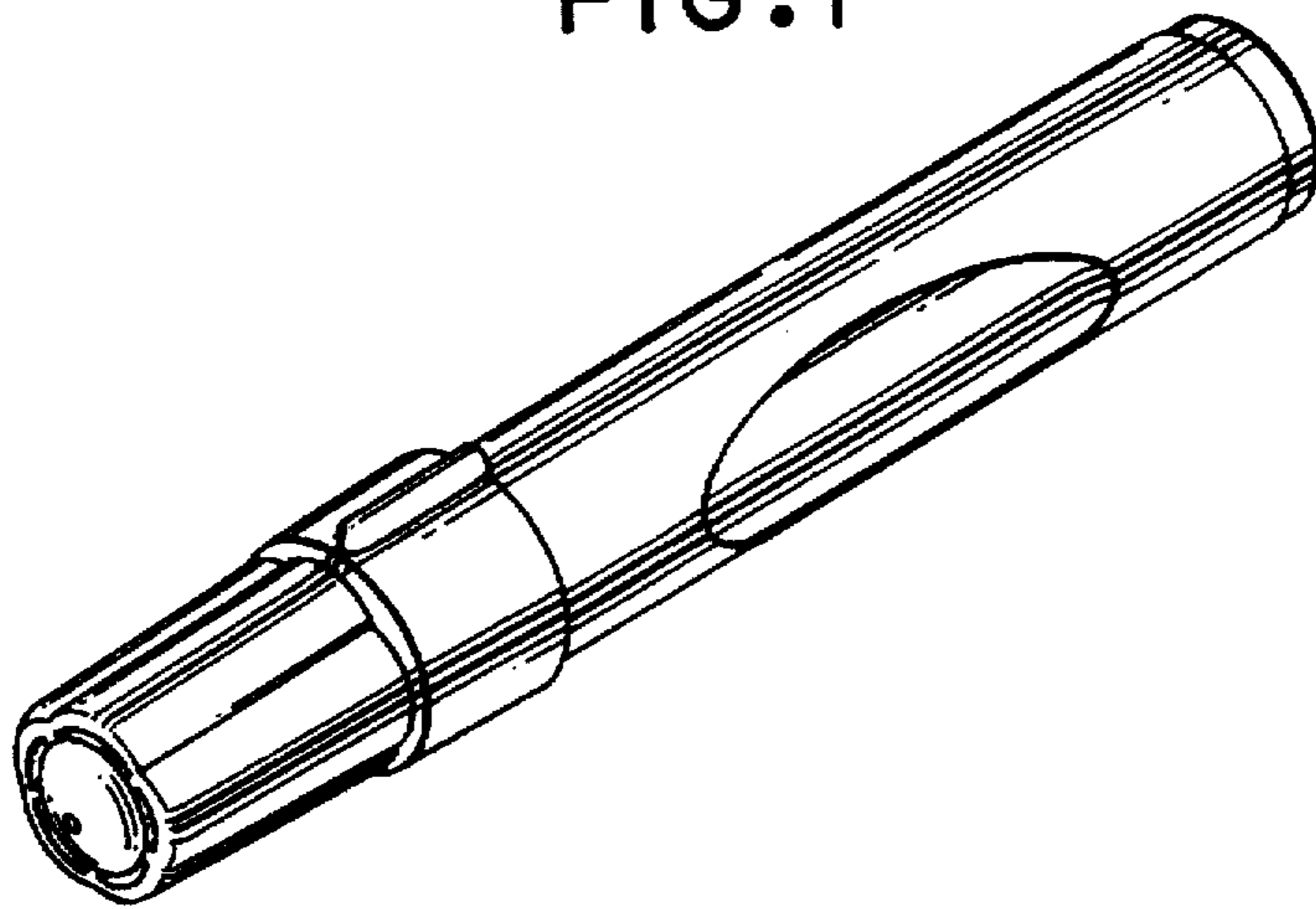


FIG. 2




FIG. 3




FIG. 4




FIG. 5




FIG. 6




FIG. 7




FIG. 8




FIG. 9

