



US00D389858S

United States Patent [19]

Crooks et al.

[11] Patent Number: **Des. 389,858**

[45] Date of Patent: ****Jan. 27, 1998**

[54] LOTTERY DATA BANK

D. 298,544 11/1988 Gerardy D18/2
D. 324,500 3/1992 Franklin D18/7 X

[76] Inventors: **Wanda Crooks**, 40 Washington St., Apt. 9F, East Orange, N.J. 07017;
Audrey A. Thompson, 320 Vreeland Ave., Paterson, N.J. 07513;
Mohammed A. Malik, 112 Sheridan Ave., Clifton, N.J. 07011

Primary Examiner—Caron D. Veynar

[**] Term: **14 Years**

[57] CLAIM

The ornamental design for a lottery data bank, as shown and described.

[21] Appl. No.: **67,208**

DESCRIPTION

[22] Filed: **Feb. 21, 1997**

FIG. 1 is a front elevational view of the lottery data bank showing our new design;

[51] LOC (6) Cl. **18-01**

FIG. 2 is a rear elevational view thereof;

[52] U.S. Cl. **D18/7**

FIG. 3 is a right side view thereof;

[58] Field of Search D18/2, 6, 7, 11;
364/705.01, 705.06, 705.07, 706-710; 340/700,
711; D10/46.1, 12, 32, 38; D14/100, 107,
114, 115, 218; D21/1, 37, 13, 48, 240

FIG. 4 is a left side view thereof;

FIG. 5 is a top plan view thereof; and,

FIG. 6 is a bottom plan view thereof.

[56] References Cited

U.S. PATENT DOCUMENTS

D. 269,355 6/1983 Yamagami D18/7

1 Claim, 3 Drawing Sheets

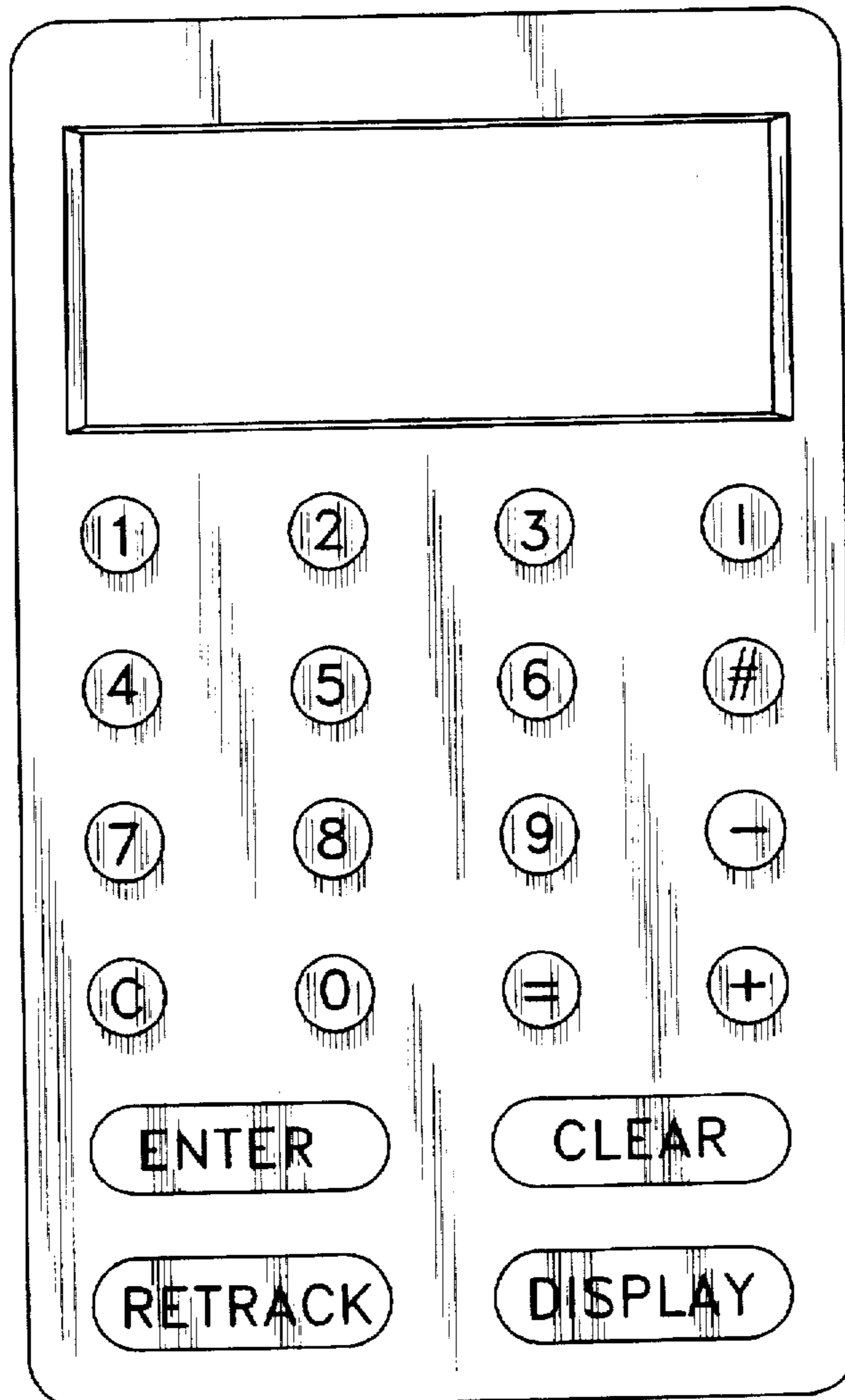


FIG. 1

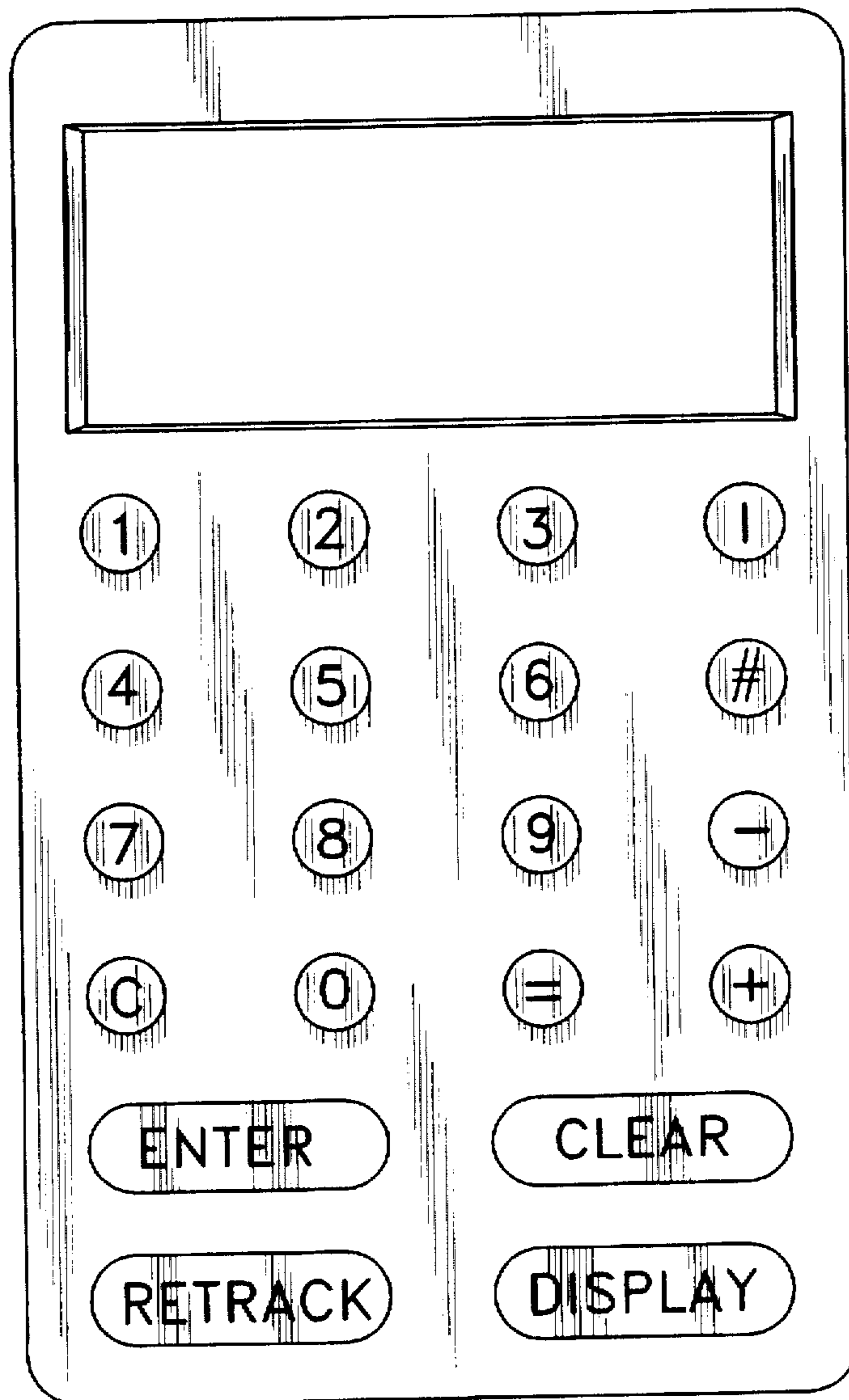


FIG. 2




FIG. 3




FIG. 4

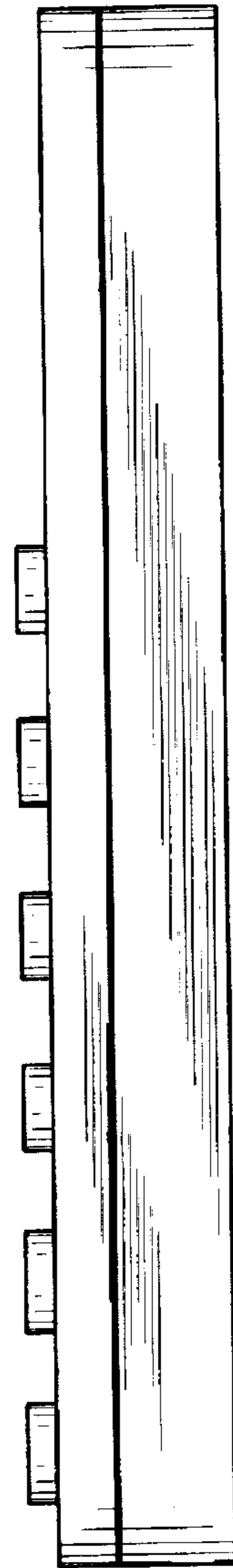


FIG. 5

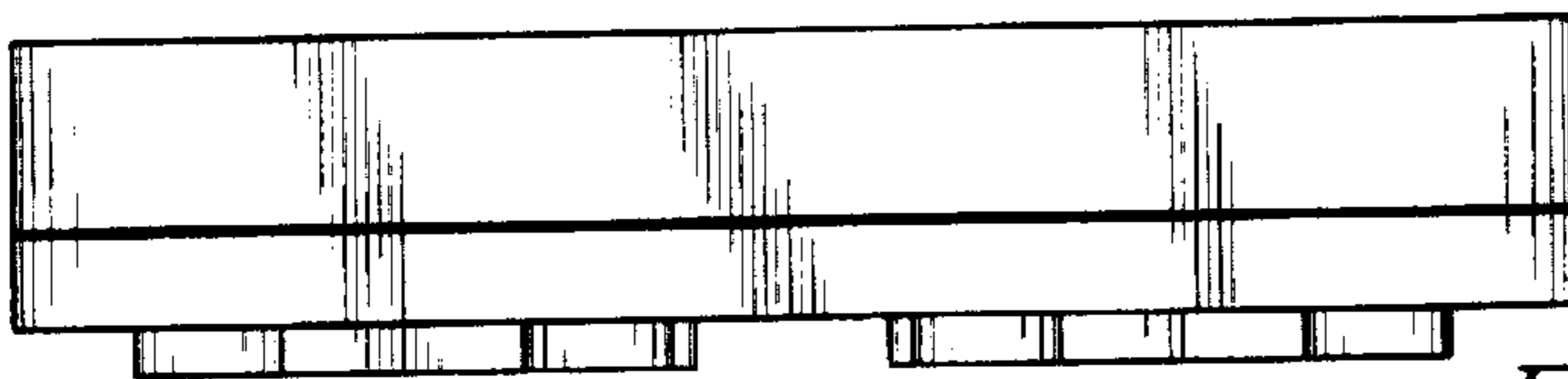


FIG. 6

