

US00D389827S

United States Patent [19]

Oross et al.

[11] Patent Number: **Des. 389,827**

[45] Date of Patent: ****Jan. 27, 1998**

[54] **TWO WAY PORTABLE COMMUNICATION DEVICE**

[75] Inventors: **Glen A. Oross, Sunrise; Michael J. Page, Aventura; Frank M. Tyneski, Fort Lauderdale, all of Fla.**

[73] Assignee: **Motorola, Inc., Schaumburg, Ill.**

[**] Term: **14 Years**

[21] Appl. No.: **60,564**

[22] Filed: **Oct. 1, 1996**

[51] LOC (6) Cl. **14-03**

[52] U.S. Cl. **D14/137**

[58] Field of Search D14/137, 138, D14/140, 142, 240, 248, 147, 148, 155, 159, 194, 198, 225, 226, 217, 192, 188, 197, 218; D21/111, 48; D13/168, 164, 162, 103; D18/2, 6, 7; 455/89, 90, 73, 128, 100; 379/58-61, 419, 420, 428, 440, 433; D28/49-52, 54; D10/30, 37, 40, 78; 361/814

[56] **References Cited**

U.S. PATENT DOCUMENTS

- D. 162,882 4/1951 Rodgers-Bannister D14/225
- D. 187,074 1/1960 Cunningham D14/159

- D. 251,910 5/1979 Taguchi D14/194
- D. 284,454 7/1986 Gremonprez et al. D18/6 X
- D. 299,664 1/1989 Ferguson et al. D21/111
- D. 330,907 11/1992 Burke D18/7
- D. 346,382 4/1994 Ando et al. D14/138
- D. 364,164 11/1995 Hanig D14/192
- D. 374,188 10/1996 Horii D18/7 X
- D. 377,351 1/1997 Toki et al. D14/138
- D. 378,816 4/1997 Hino D14/138
- 5,109,539 4/1992 Inibushi et al. 455/89
- 5,197,091 3/1993 Takagi et al. D14/138 X

Primary Examiner—Jeffrey Asch
Attorney, Agent, or Firm—Dale W. Dorinski

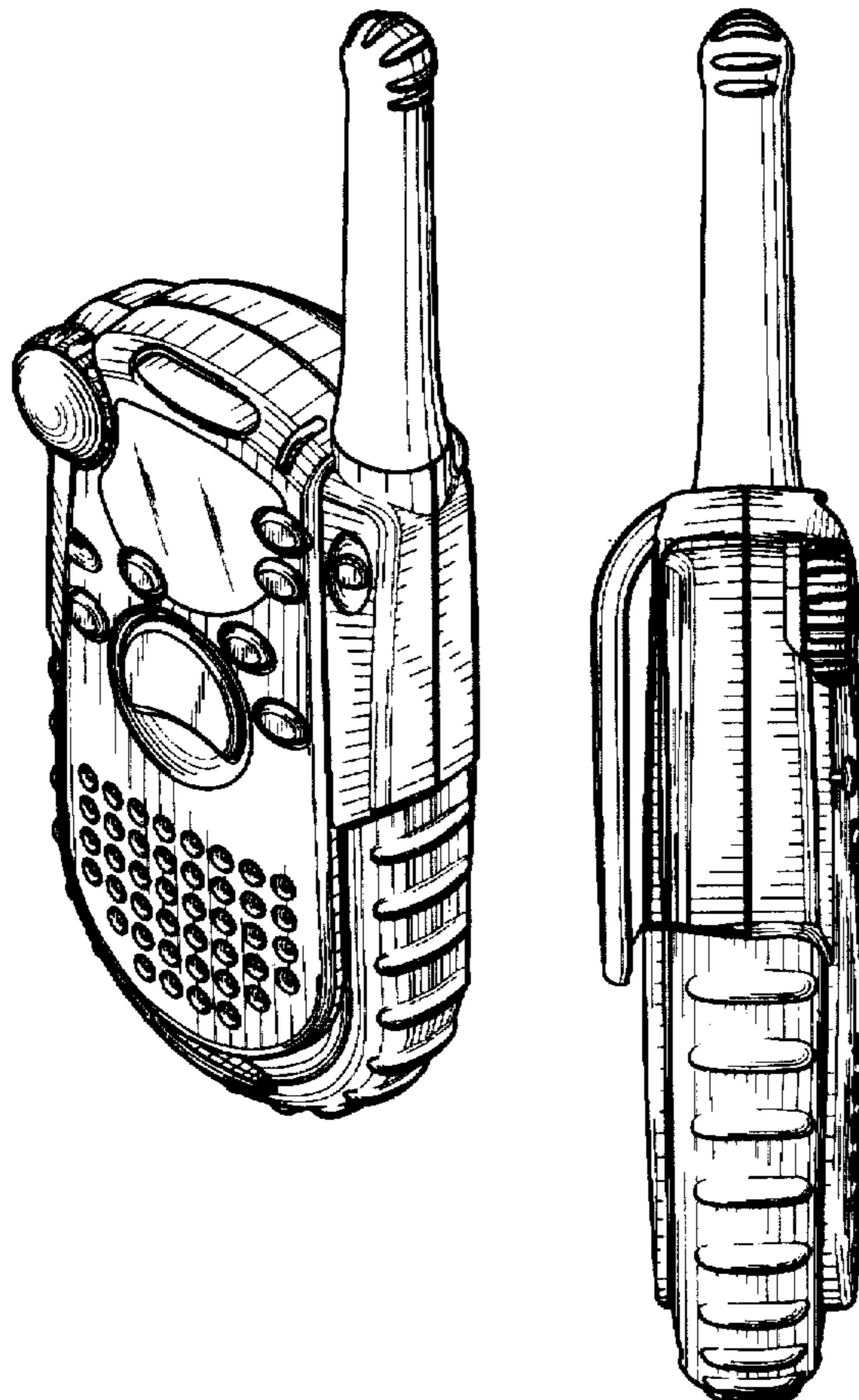
[57] **CLAIM**

The ornamental design for a two-way portable communication device, as shown and described.

DESCRIPTION

FIG. 1 is an isometric view of a two-way portable communication device showing our new design; FIG. 2 is a front elevational view thereof; FIG. 3 is a left elevational view thereof; FIG. 4 is a right elevational view thereof; FIG. 5 is a top plan view thereof; FIG. 6 is a bottom plan view thereof; and, FIG. 7 is a rear elevational view thereof.

1 Claim, 5 Drawing Sheets



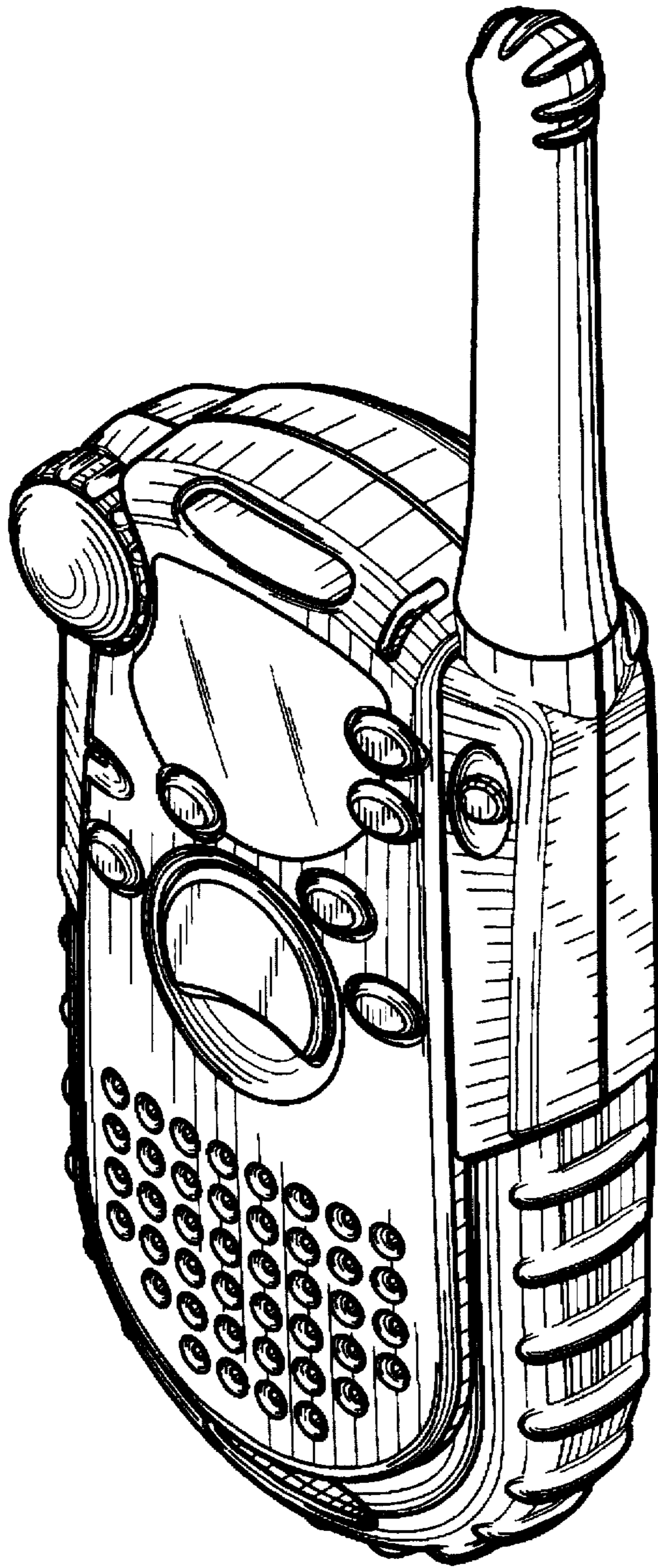


FIG. 1

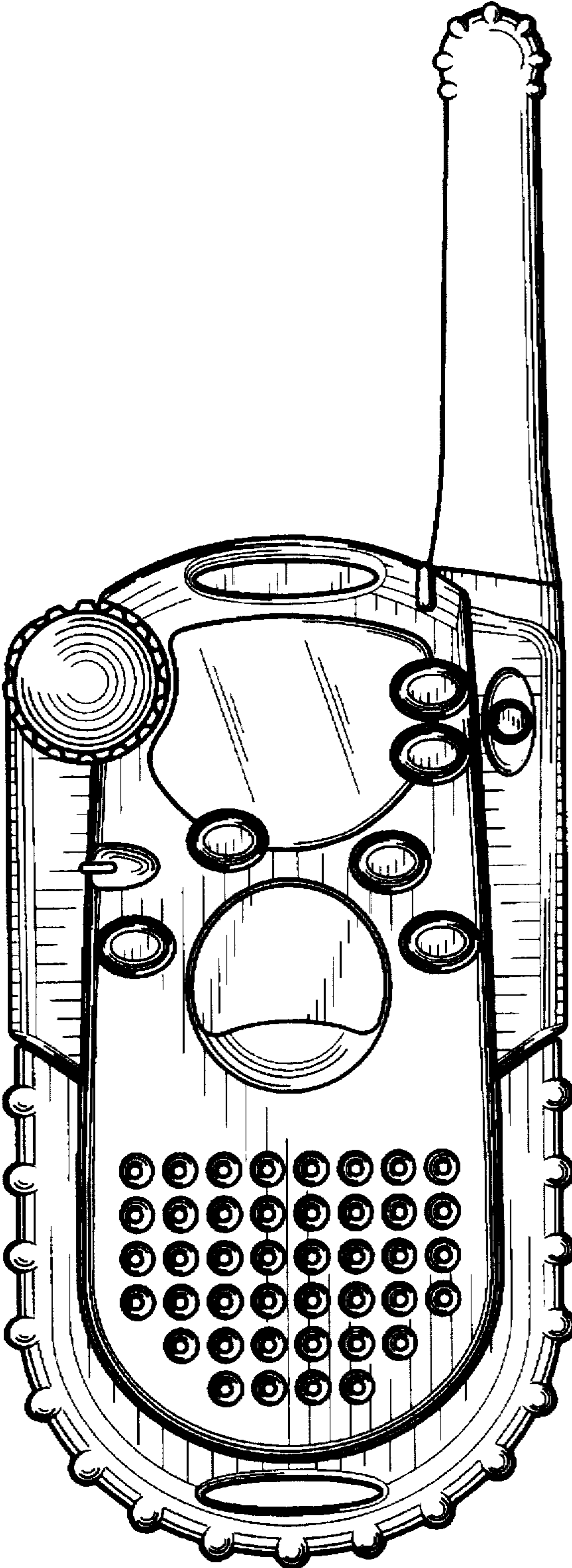


FIG. 2

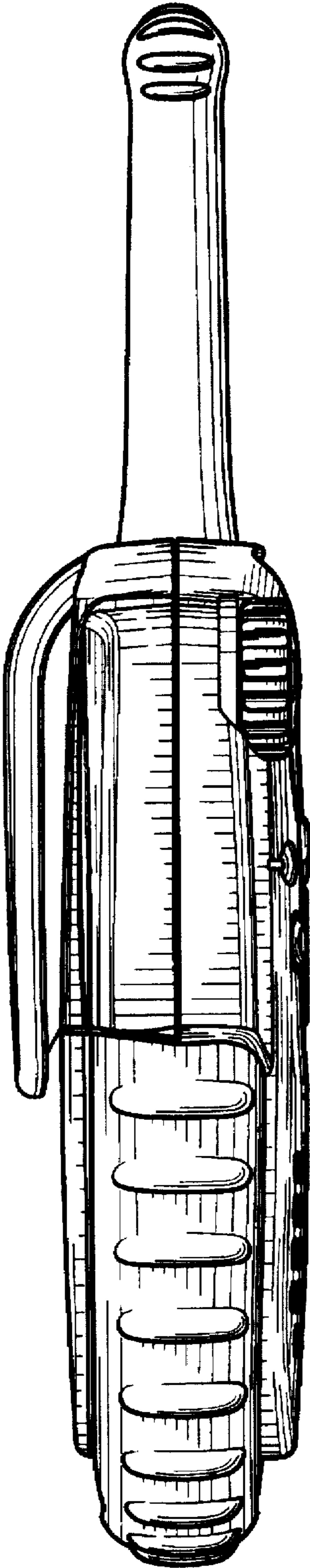


FIG. 3

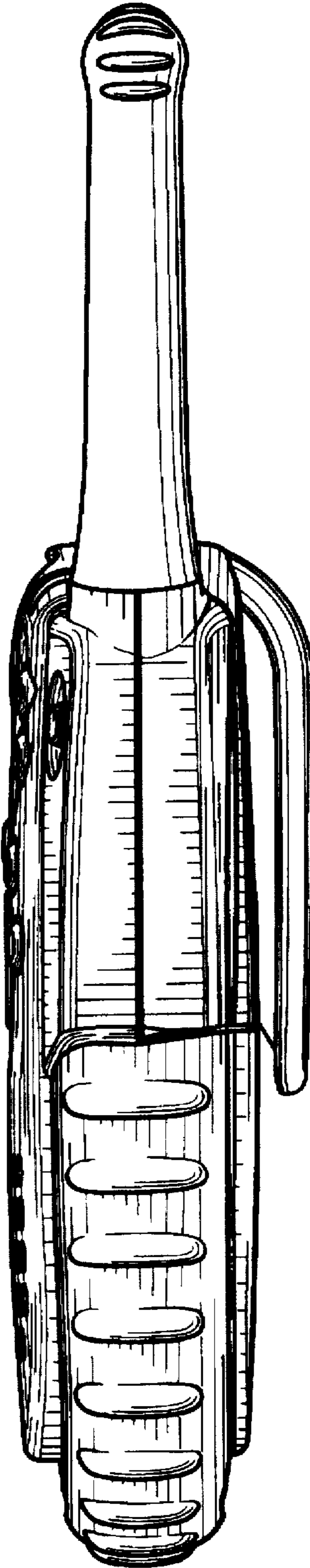


FIG. 4




FIG. 5

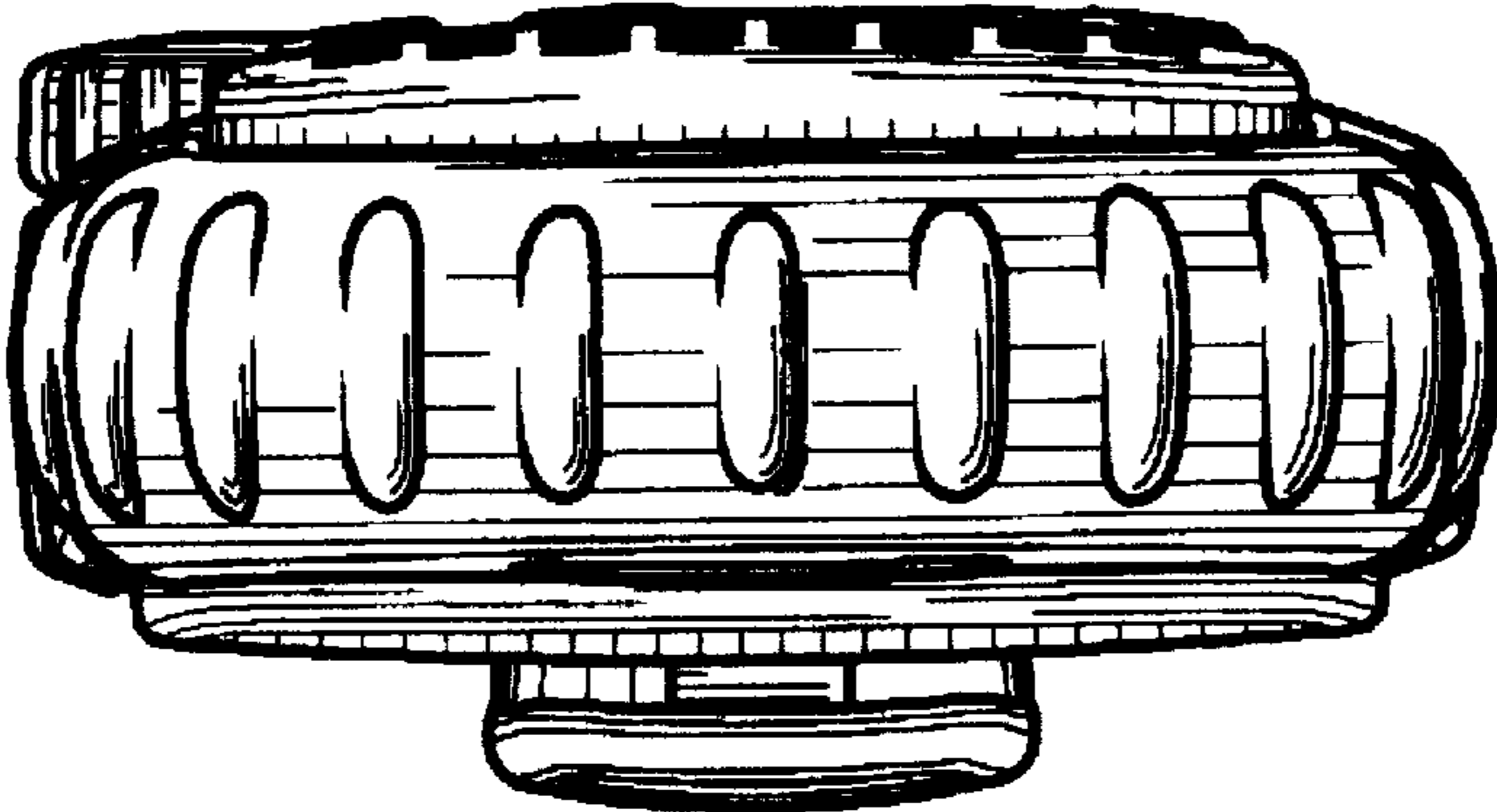


FIG. 6

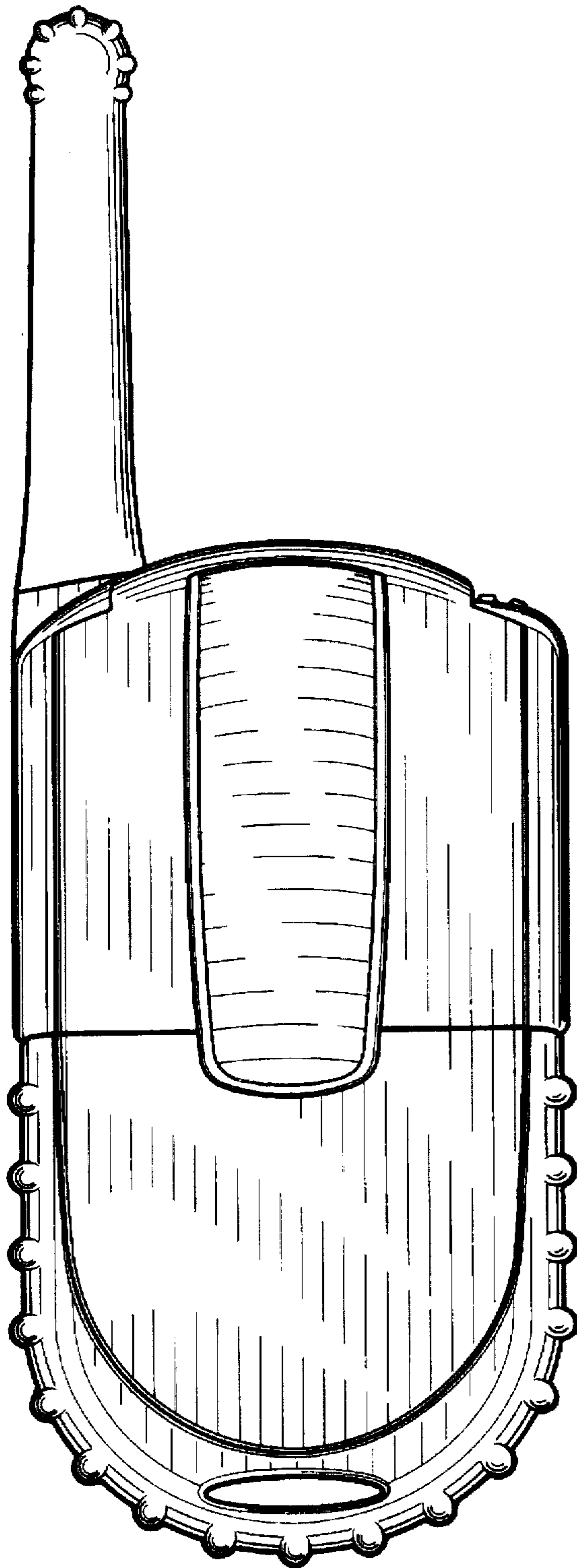


FIG. 7