



US00D389812S

# United States Patent [19]

Yoda

[11] Patent Number: Des. 389,812

[45] Date of Patent: \*\*Jan. 27, 1998

[54] PERSONAL COMPUTER

D. 360,193 7/1995 Franzen ..... D14/100  
D. 362,235 9/1995 Franzen ..... D14/100

[75] Inventor: Hiroyuki Yoda, Suwa, Japan

Primary Examiner—Freda Nunn  
Attorney, Agent, or Firm—Oliff & Berridge

[73] Assignee: Seiko Epson Corporation, Tokyo, Japan

### [57] CLAIM

[\*\*] Term: 14 Years

The ornamental design for a personal computer, as shown and described.

[21] Appl. No.: 60,161

### DESCRIPTION

[22] Filed: Sep. 23, 1996

### [30] Foreign Application Priority Data

Mar. 26, 1996 [JP] Japan ..... 8-8263

FIG. 1 is a top plan view of a personal computer embodying my new design;

[51] LOC (6) Cl. .... 14-02

FIG. 2 is a rear elevation view thereof;

[52] U.S. Cl. .... D14/100

FIG. 3 is a front elevation view thereof;

[58] Field of Search ..... D14/100, 101, D14/105, 106, 107-109, 113, 115, 114; D18/1, 7; 235/145 A, 145 R; 345/104, 156, 168, 173, 901-905, 87; 361/680-686; 364/708.1; D13/133

FIG. 4 is a right side view thereof;

FIG. 5 is a left side view thereof;

FIG. 6 is a bottom plan view thereof;

FIG. 7 is a cross-sectional view along line 7-7 shown in FIG. 1, on an enlarged scale; and,

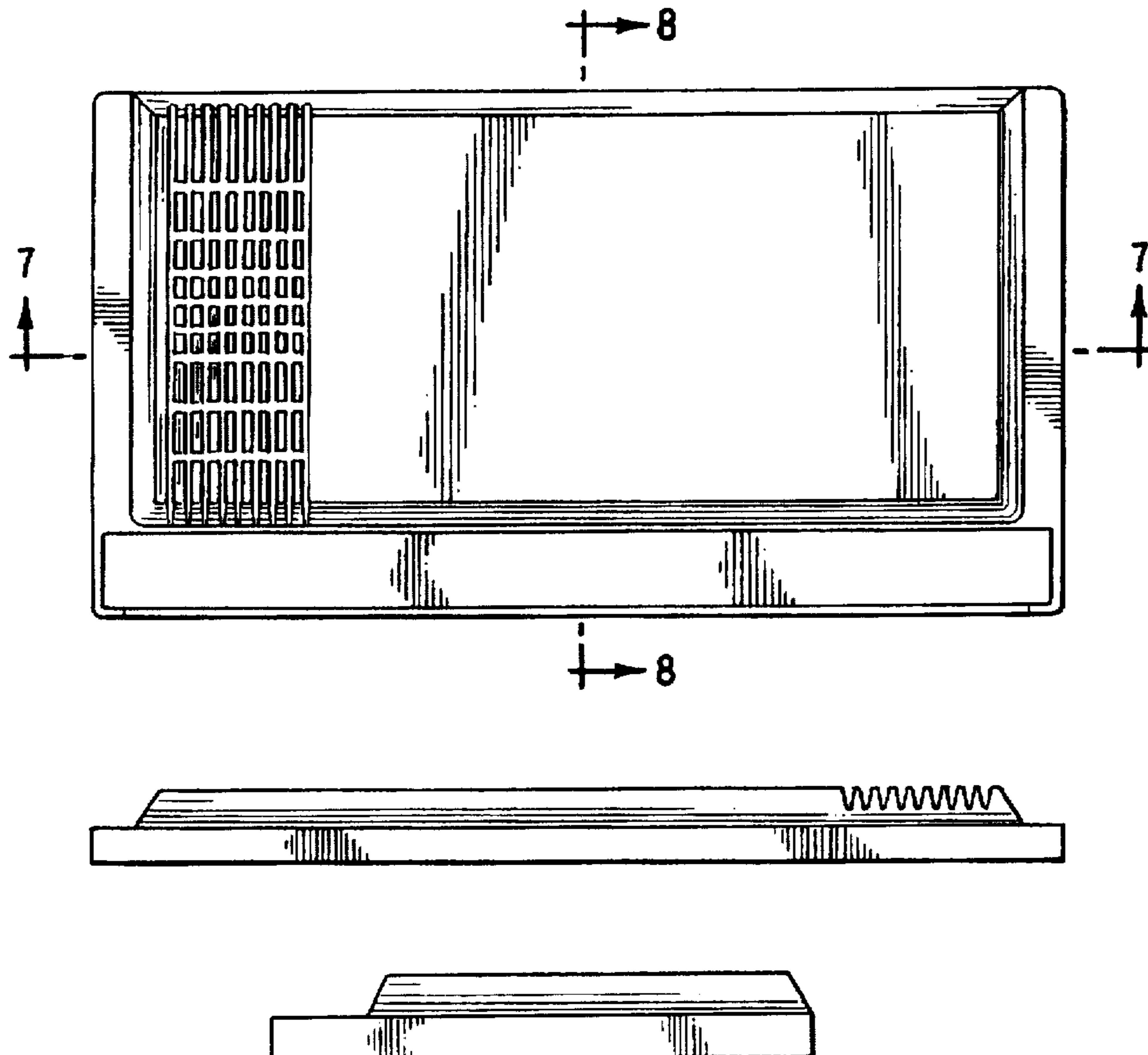
FIG. 8 is a cross-sectional view along line 8-8 shown in FIG. 1, on an enlarged scale.

### [56] References Cited

#### U.S. PATENT DOCUMENTS

D. 359,727 6/1995 Wilson ..... D14/100

1 Claim, 3 Drawing Sheets



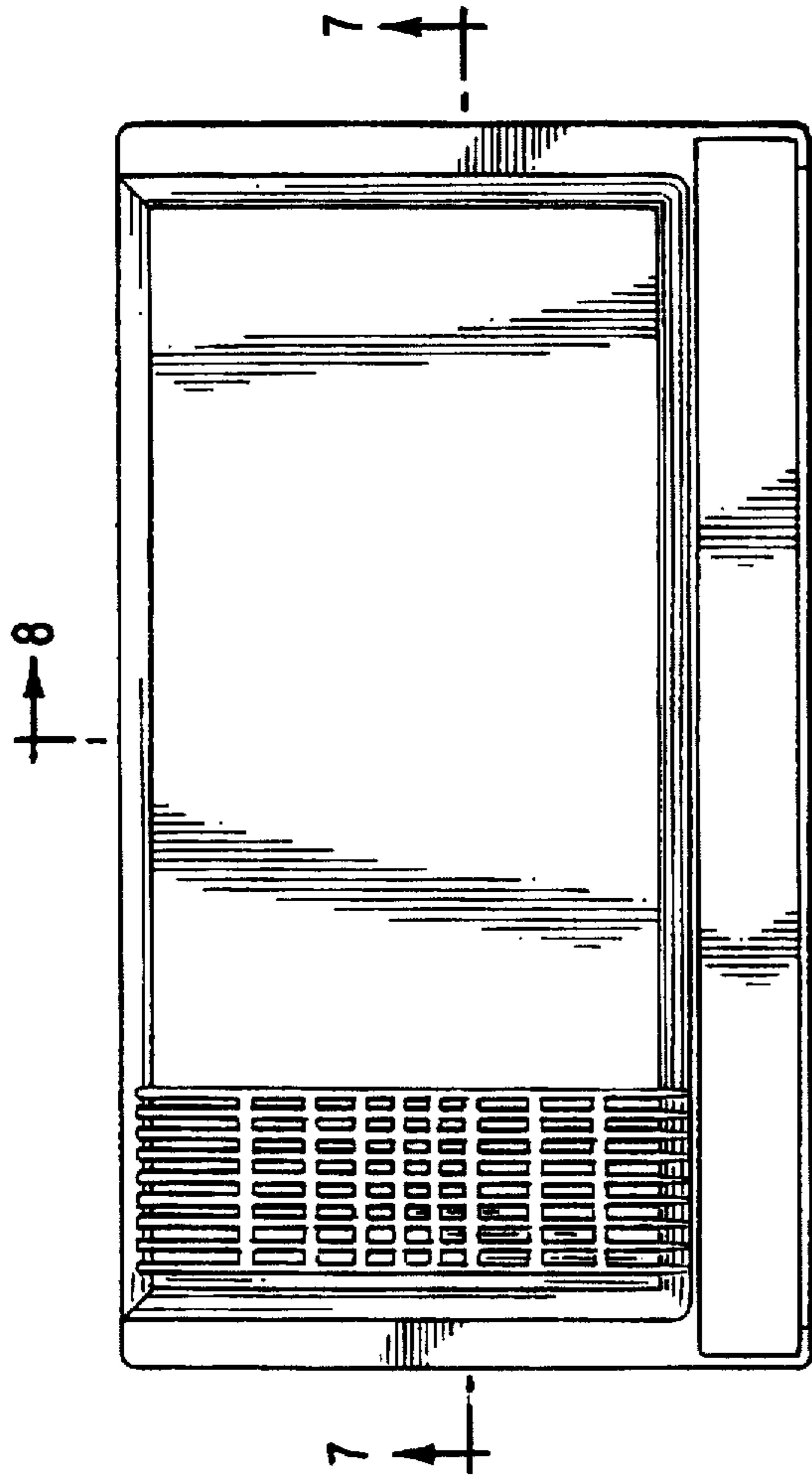


FIG. 1



FIG. 2



FIG. 3




FIG. 5




FIG. 4

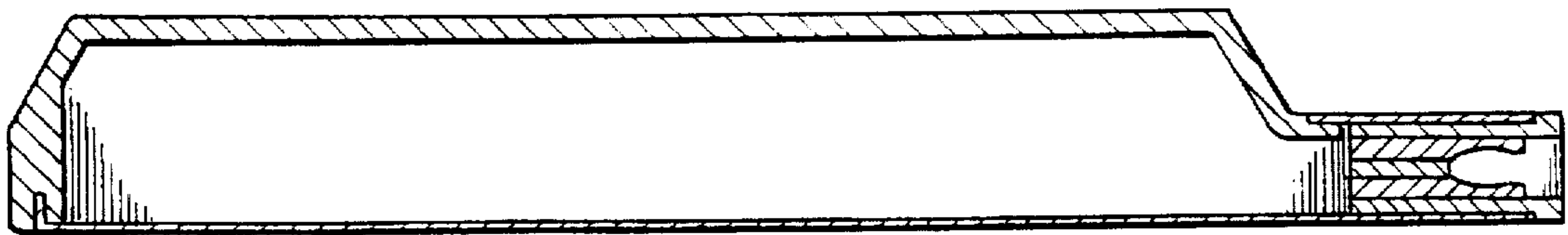


FIG. 8

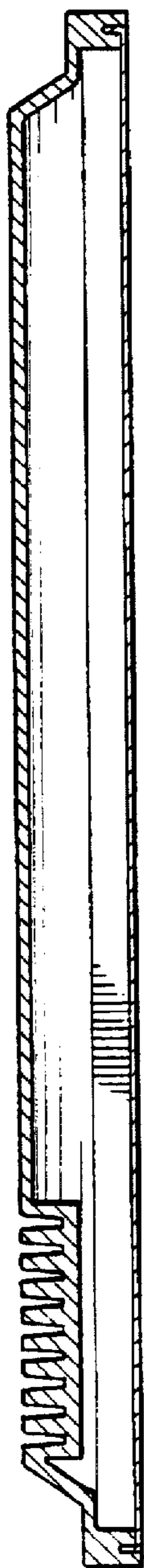


FIG. 7




FIG. 6