



US00D389783S

United States Patent [19]

[11] Patent Number: Des. 389,783

Tomforde et al.

[45] Date of Patent: **Jan. 27, 1998

[54] **AUTOMOBILE BODY**

[75] Inventors: **Johann Tomforde**, Sindelfingen; **Jens Manske**, Weil der Stadt; **Volker Leutz**, Herrenberg; **Martin Kahl**, Stuttgart, all of Germany

[73] Assignee: **MC Micro Compact Car Aktiengesellschaft**, Biel, Switzerland

[**] Term: **14 Years**

[21] Appl. No.: **66,483**

[22] Filed: **Feb. 7, 1997**

[51] LOC (6) Cl. **12-08**

[52] U.S. Cl. **D12/91**

[58] Field of Search **D12/90-92; 296/185**

[56] **References Cited**

U.S. PATENT DOCUMENTS

D. 298,521	11/1988	Ui et al.	D12/91
D. 338,431	8/1993	Abele	D12/91
D. 346,990	5/1994	Abbott et al.	D12/91
D. 357,648	4/1995	Osawa et al.	D12/91
D. 371,526	7/1996	Verduyn et al.	D12/86
D. 372,685	8/1996	Hattori et al.	D12/91
D. 372,686	8/1996	Hattori et al.	D12/91

Primary Examiner—Melody N. Brown

Attorney, Agent, or Firm—Evenson McKeown Edwards & Lenahan PLLC

[57] **CLAIM**

The ornamental design for an automobile body, as shown and described.

DESCRIPTION

FIG. 1 is a left side view of an automobile body according to our novel design;

FIG. 2 is a right side view of an automobile body according to our novel design;

FIG. 3 is a front view of the automobile body of FIG. 1 according to our novel design;



FIG. 4 is a rear view of the automobile body of FIG. 1 according to our novel design;

FIG. 5 is a top view of the automobile body of FIG. 1 according to our novel design;

FIG. 6 is a front and left side perspective view of the automobile body of FIG. 1 according to our novel design; and,

FIG. 7 is a rear and left side perspective view of the automobile body of FIG. 1 according to our novel design. The broken lines showing of the side mirrors, wheels and other features are only for showing the surrounding environment and are not a part of the claimed design.

1 Claim, 4 Drawing Sheets



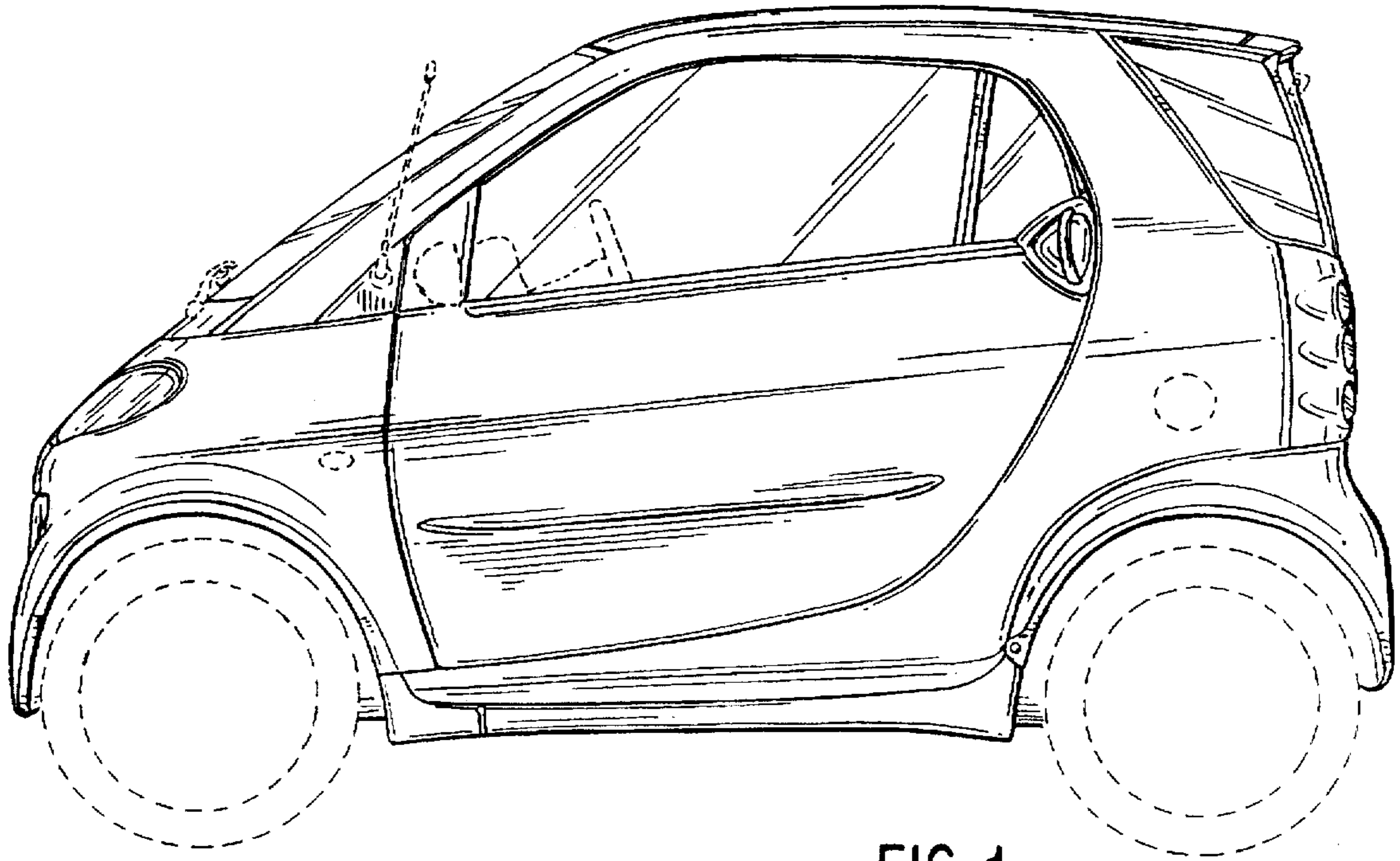


FIG. 1

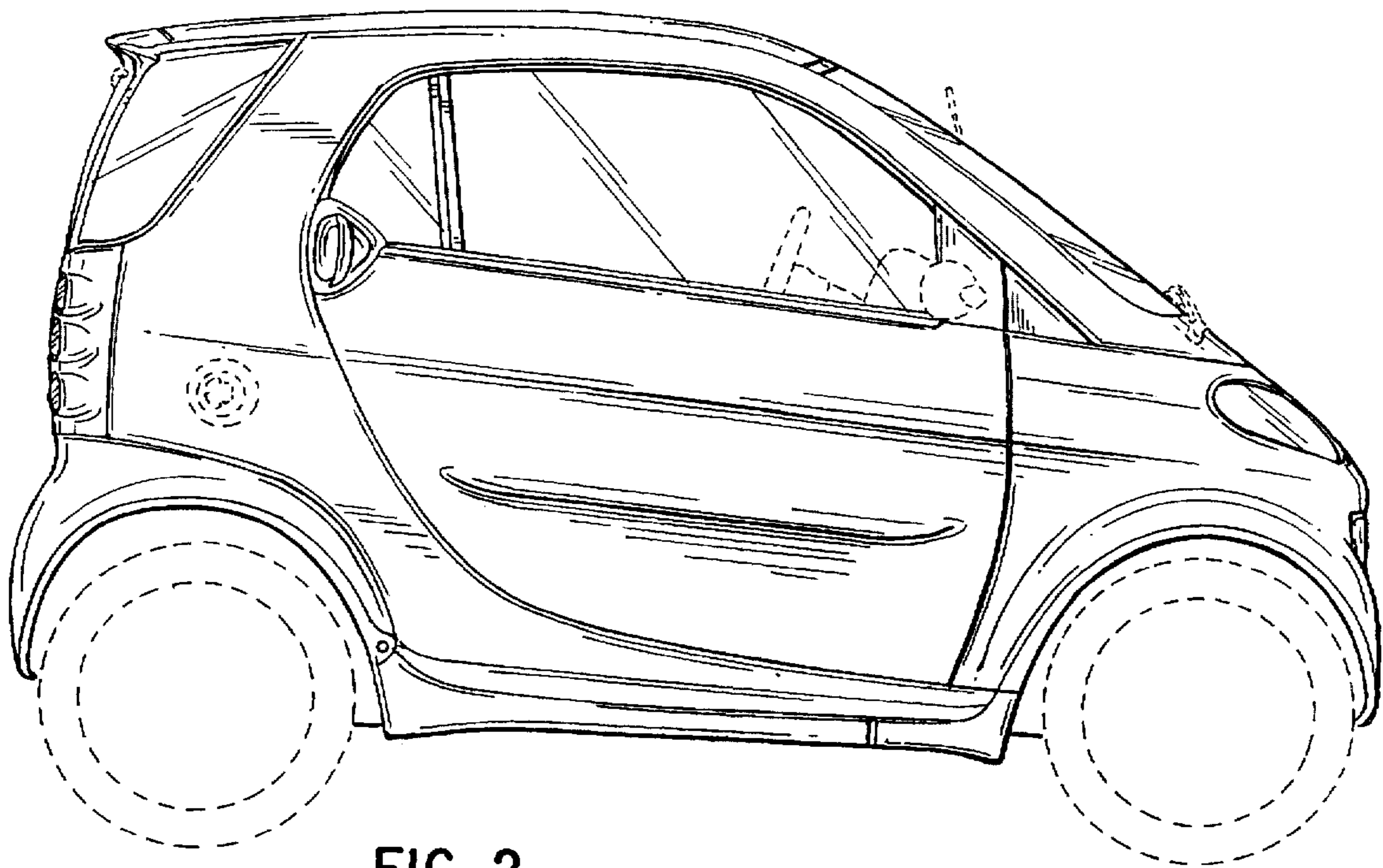


FIG. 2




FIG. 3




FIG. 4

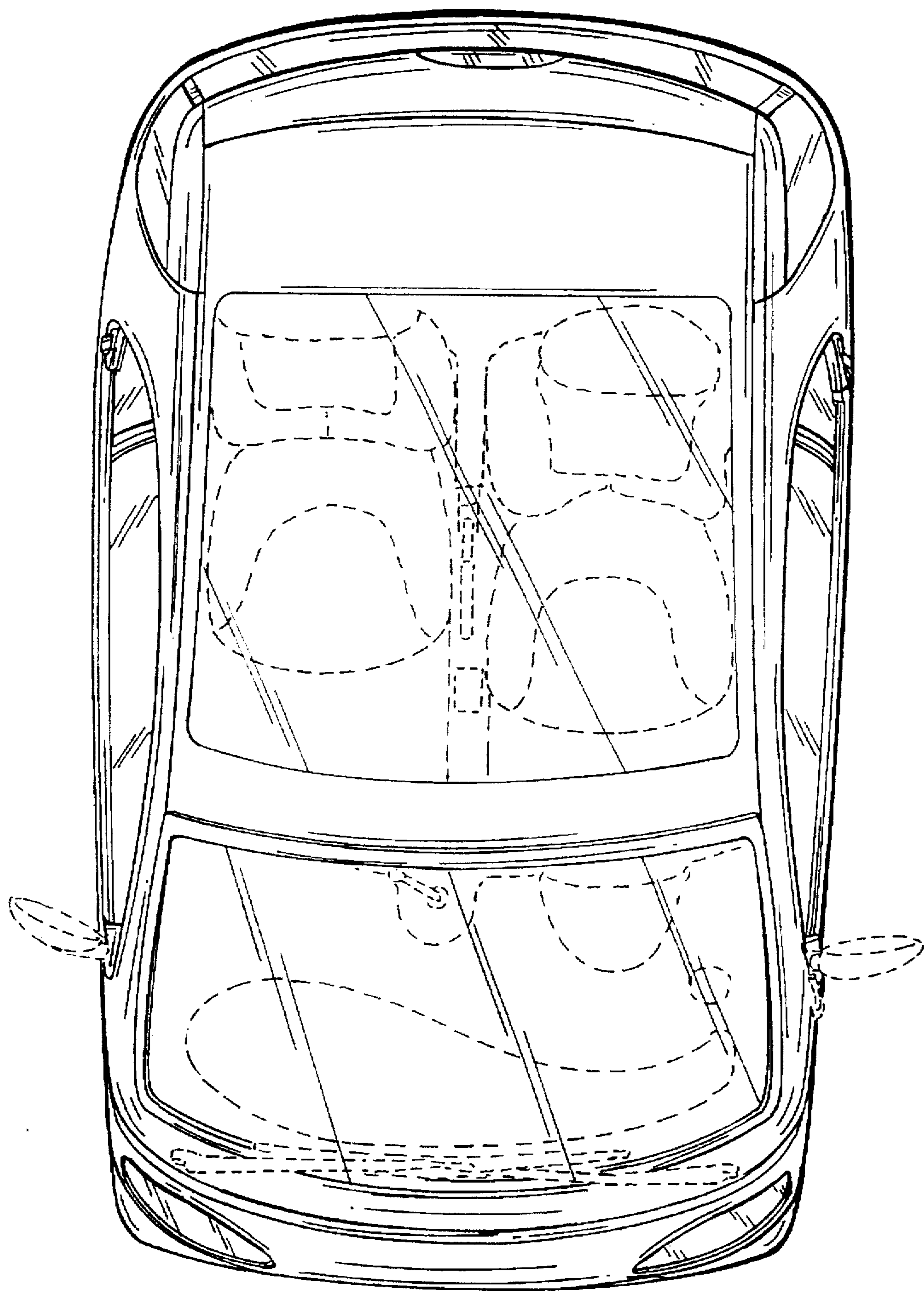


FIG. 5




FIG. 6




FIG. 7