



US00D389776S

United States Patent [19] Montaquila

[11] Patent Number: **Des. 389,776**

[45] Date of Patent: *****Jan. 27, 1998**

- [54] **EARRING CLIP**
- [75] Inventor: **Robert A. Montaquila**, North Providence, R.I.
- [73] Assignee: **Aro-Sac, Inc.**, North Providence, R.I.
- [*] Notice: The portion of the term of this patent subsequent to Nov. 11, 2011, has been disclaimed.
- [**] Term: **14 Years**
- [21] Appl. No.: **55,607**
- [22] Filed: **Jun. 7, 1996**
- [51] **LOC (6) Cl.** **11-01**
- [52] **U.S. Cl.** **D11/88**
- [58] **Field of Search** D11/1, 2, 40-48, D11/86, 91-92, 83; 63/1.1-43, 900; 24/705

3,418,826	12/1968	Wieshuber	63/13
3,533,247	10/1970	Douglas	63/13
4,003,216	1/1977	Cecere et al.	63/14.5

FOREIGN PATENT DOCUMENTS

67733	1/1915	Australia	63/12
80620	5/1920	Germany	63/14.4
202616	1/1939	Switzerland	63/12
14786	11/1913	United Kingdom	63/14.5

OTHER PUBLICATIONS

Advertisement, p. 95, Dec. 1994 issue of The American Jewelry Manufacturer.

Primary Examiner—Ralf Seifert
Attorney, Agent, or Firm—David S. Resnick; Dike, Bronstein, Roberts & Cushman, LLP

[57] CLAIM

The ornamental design for a earring clip, as shown and described.

DESCRIPTION

FIG. 1 is a perspective view of an earring clip embodying the present invention;
 FIG. 2 is a side elevational view thereof;
 FIG. 3 is an end view of the clip taken from the left of FIG. 2;
 FIG. 4 is an end view of the clip taken from the right of FIG. 2;
 FIG. 5 is a top plan view; and
 FIG. 6 is a bottom plan view.

1 Claim, 1 Drawing Sheet

[56] References Cited

U.S. PATENT DOCUMENTS

122,328	1/1872	Northrup	63/13
148,390	3/1874	Tappen	63/13
D. 162,382	3/1951	Carroll, Jr.	D11/88
D. 200,490	3/1965	Berzner	D11/88
241,462	5/1881	Washburn	63/13
306,143	10/1884	Feeley	63/13
326,135	9/1885	Merritt	63/12
687,446	11/1901	Washburn	63/14.4
1,561,128	11/1925	Waller	63/13
2,013,760	9/1935	McSoley	24/499
2,398,995	1/1946	Beck	63/14.6

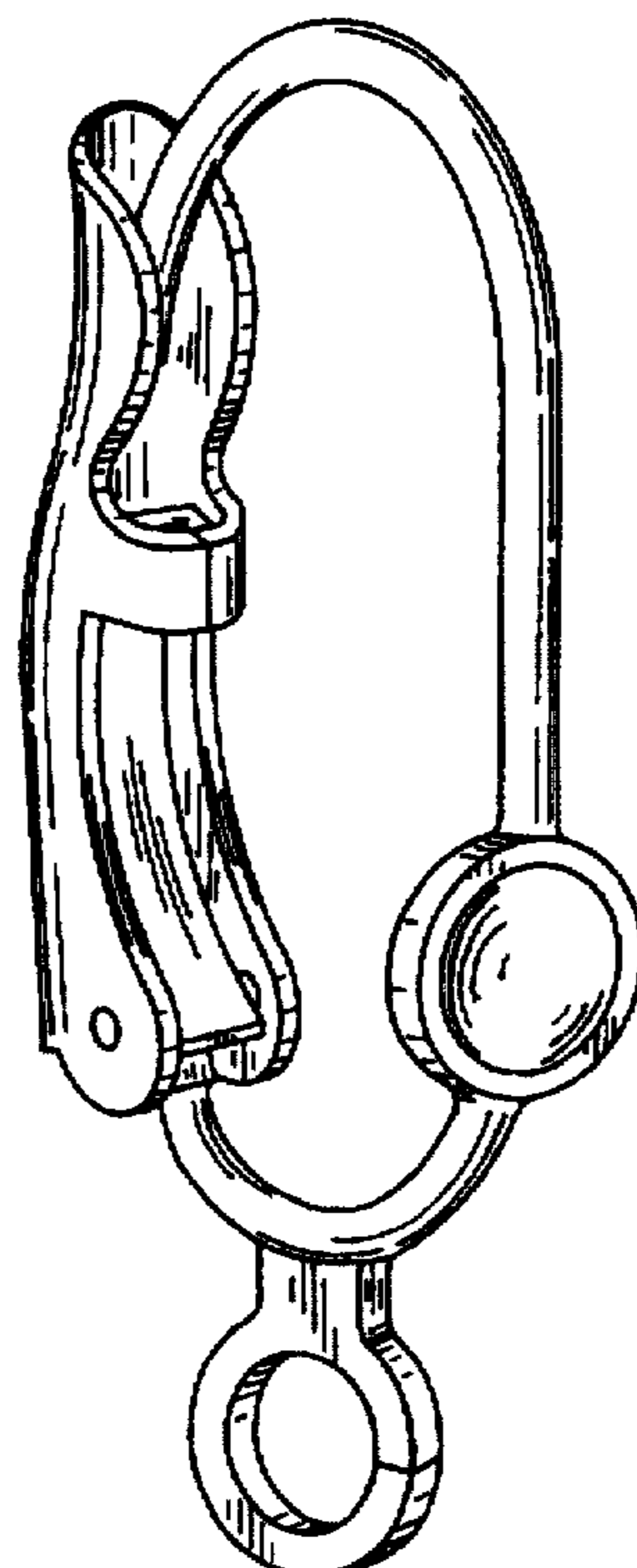


FIG. 1

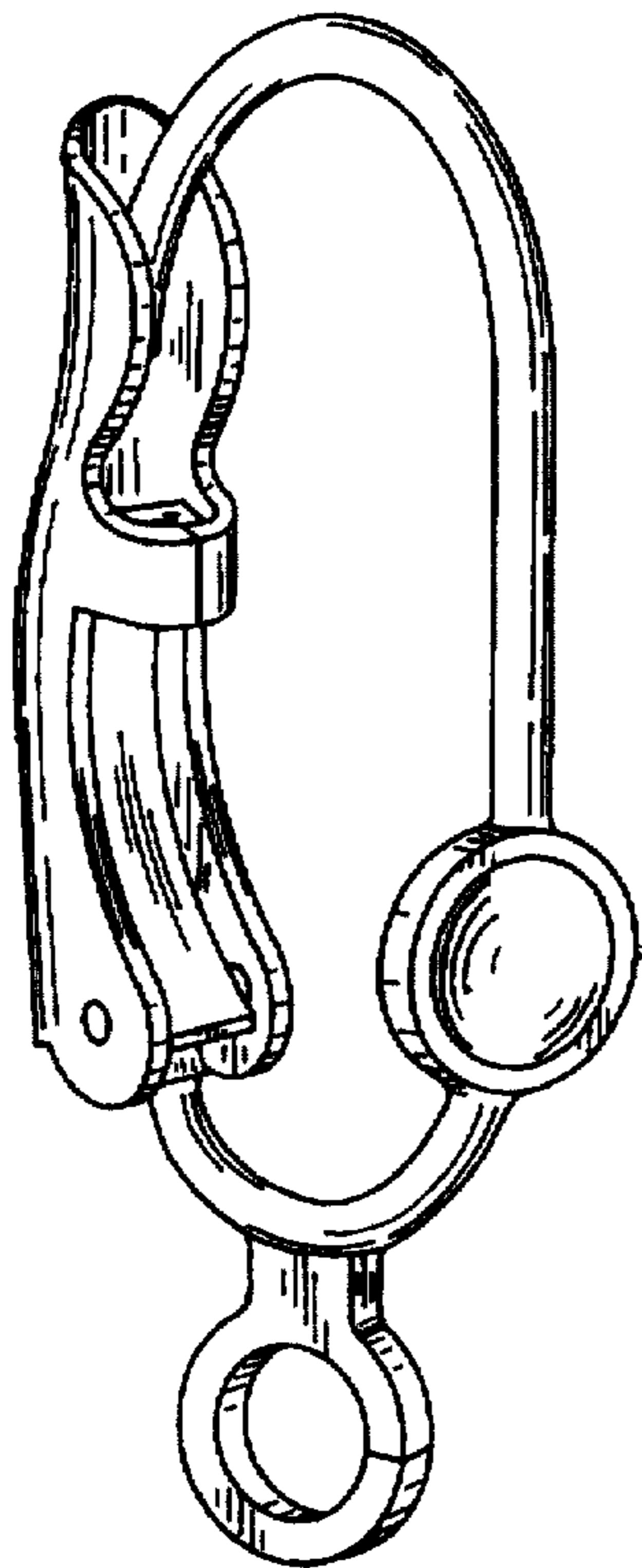


FIG. 2

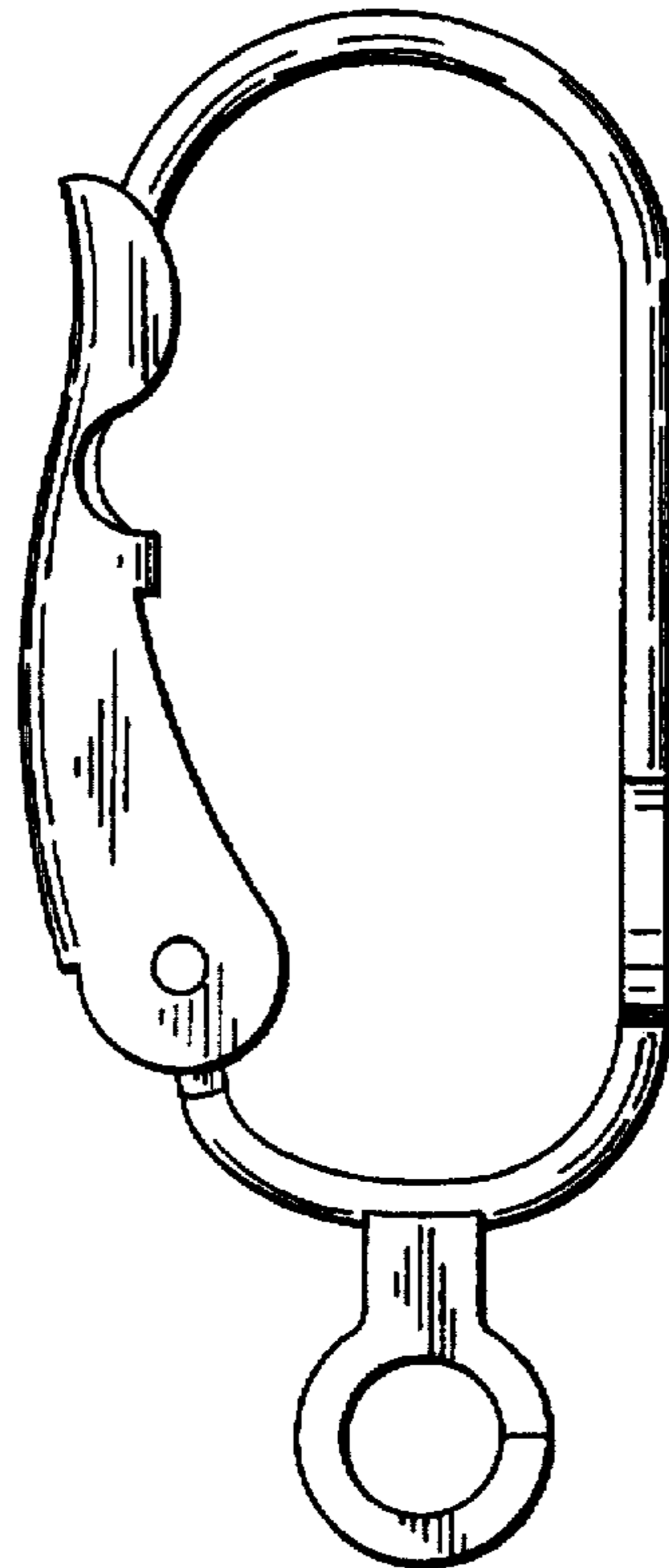


FIG. 3

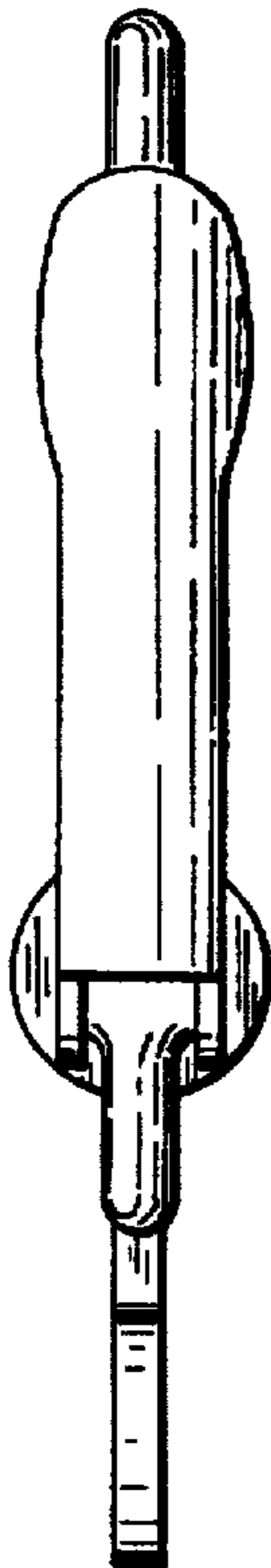


FIG. 4

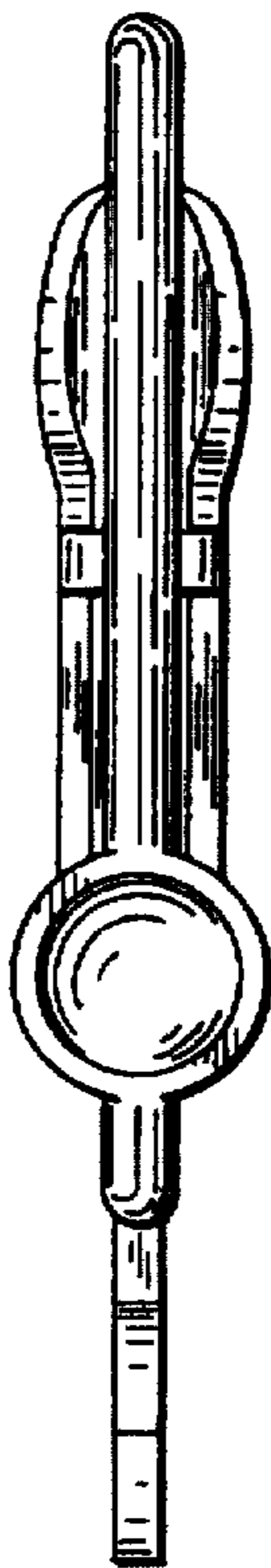


FIG. 5



FIG. 6

