



US00D389768S

**United States Patent** [19]  
**Krauss**

[11] **Patent Number: Des. 389,768**  
[45] **Date of Patent: \*\*Jan. 27, 1998**

[54] **BEZEL RING FOR A WATCH**

[75] **Inventor: Aurelie E. Krauss, Danbury, Conn.**

[73] **Assignee: Timex Corp., Middlebury, Conn.**

[\*\*] **Term: 14 Years**

[21] **Appl. No.: 70,160**

[22] **Filed: May 1, 1997**

[51] **LOC (6) Cl. .... 10-02**

[52] **U.S. Cl. .... D10/128**

[58] **Field of Search ..... D10/1-40, 122-132;  
368/280-282, 276-277, 285, 294-295**

[56] **References Cited**

**U.S. PATENT DOCUMENTS**

- D. 261,734 11/1981 Onodera ..... D10/39
- D. 364,817 12/1995 Morishima ..... D10/39

*Primary Examiner*—Nelson C. Holtje  
*Attorney, Agent, or Firm*—Paul R. Juhasz

[57] **CLAIM**

The ornamental design for a “bezel ring for a watch”, as shown and described.

**DESCRIPTION**

FIG. 1 is a perspective elevational view of a “bezel ring for a watch”;

FIG. 2 is a top plan view thereof;

FIG. 3 is a bottom plan view thereof;

FIG. 4 is an end elevational view thereof;

FIG. 5 is a left side elevational view thereof; the other ends being mirror images are not shown; and,

FIG. 6 is the other end elevational view thereof.

**1 Claim, 1 Drawing Sheet**

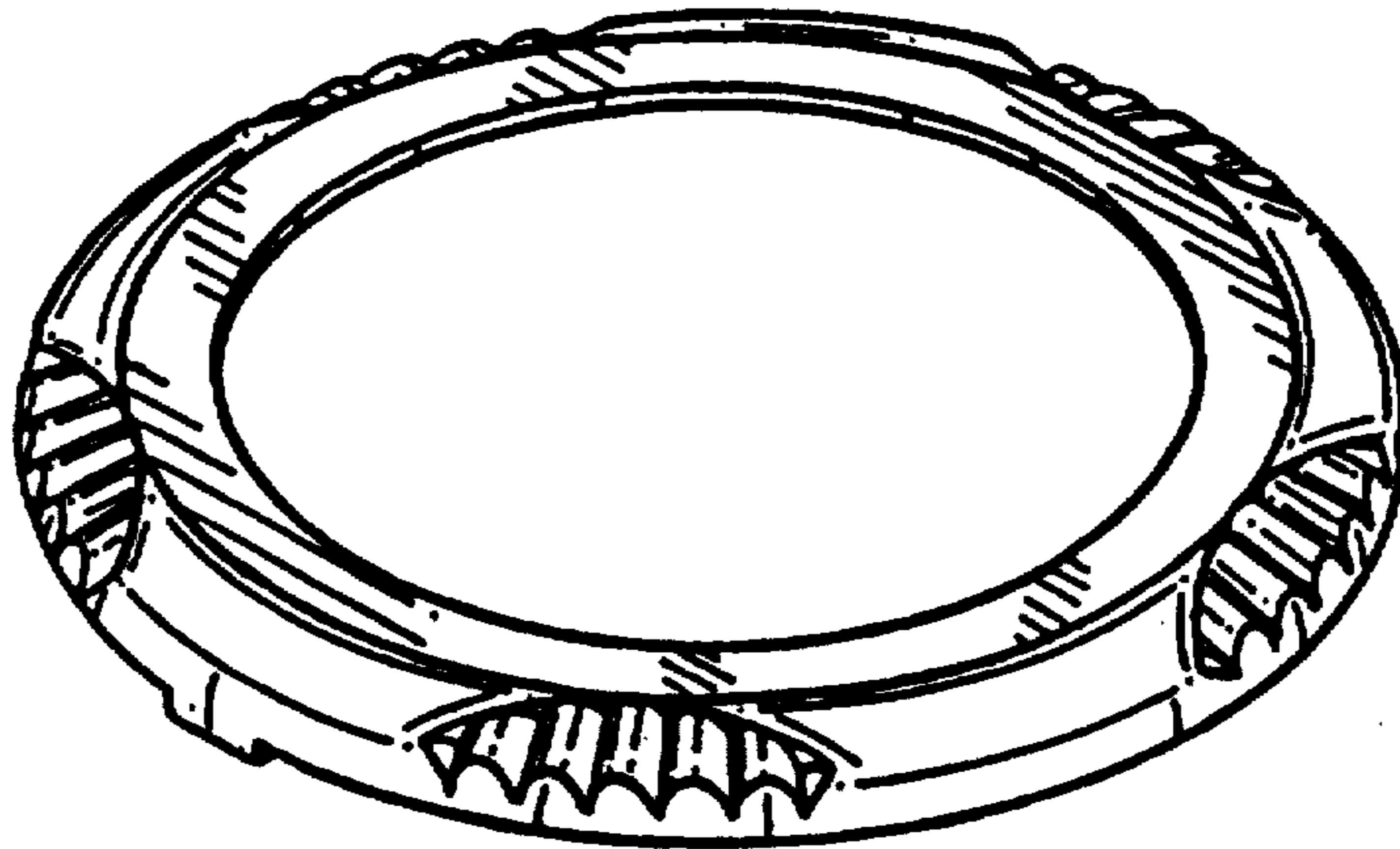


FIG. 1

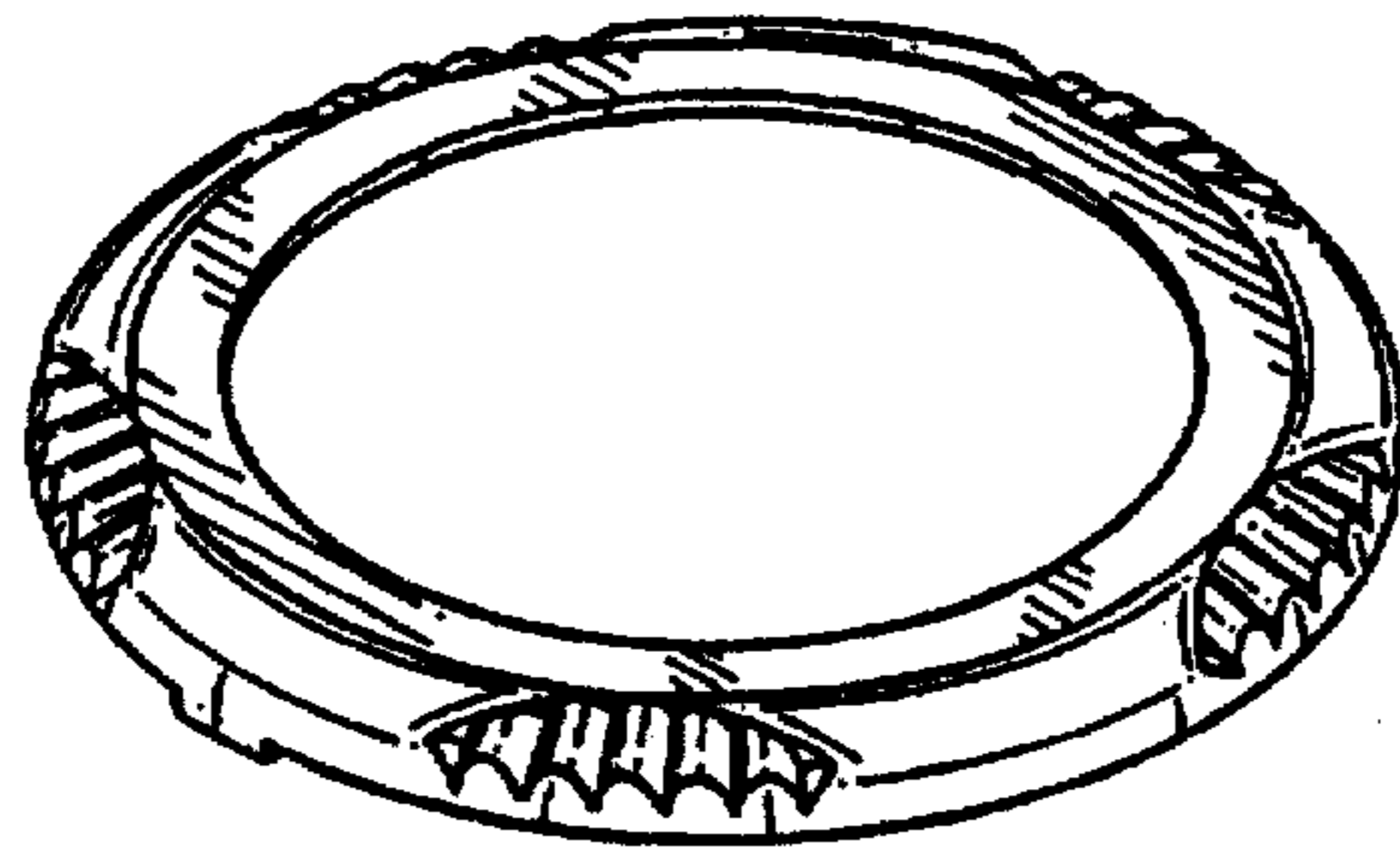


FIG. 2




FIG. 3

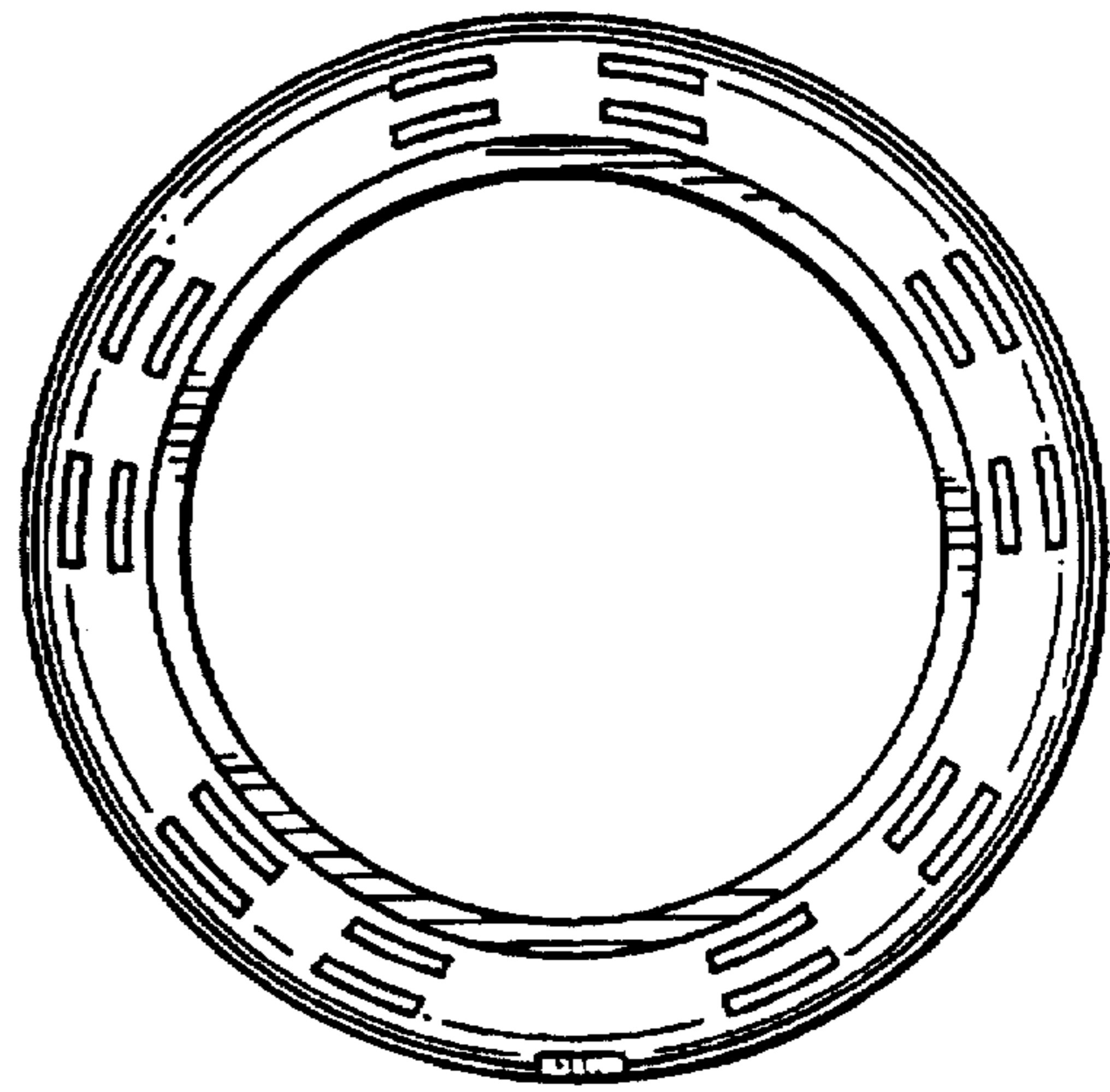


FIG. 4



FIG. 5



FIG. 6

