



US00D389767S

**United States Patent** [19]  
**DeNufrio**

[11] **Patent Number:** **Des. 389,767**  
[45] **Date of Patent:** **\*\*Jan. 27, 1998**

[54] **WATCH FACE**

[76] **Inventor:** **Daniel DeNufrio**, 211 Pleasant St.,  
Tewksbury, Mass. 01876

[\*\*] **Term:** **14 Years**

[21] **Appl. No.:** **50,826**

[22] **Filed:** **Feb. 27, 1996**

[51] **LOC (6) Cl.** ..... **10-07**

[52] **U.S. Cl.** ..... **D10/126; D10/7; D10/34**

[58] **Field of Search** ..... **D10/7, 33, 34,**  
**D10/37-39, 122, 123, 125, 126; 368/223,**  
**228, 229, 231, 232, 239-242**

[56] **References Cited**

**U.S. PATENT DOCUMENTS**

- D. 126,610 4/1941 Lerman ..... D10/7
- D. 155,249 9/1949 Winterbourne ..... D10/7 X
- D. 155,250 9/1949 Winterbourne ..... D10/7 X

- D. 186,071 9/1959 Golden ..... D10/126 X
- D. 198,178 5/1964 Mains ..... D10/125 X
- 2,536,237 1/1951 Thompson ..... 368/229
- 3,183,659 5/1965 Etienne ..... 368/229 X
- 4,421,420 12/1983 Ushikoshi ..... 368/229

*Primary Examiner*—James Gandy  
*Assistant Examiner*—Cathron B. Matta



[57] **CLAIM**

The ornamental design for a watch face, as shown and described.

**DESCRIPTION**

FIG. 1 is a front view of a watch face showing the design;  
FIG. 2 is a front view showing a second embodiment thereof;  
FIG. 3 is a front view showing a third embodiment thereof;  
and,  
FIG. 4 is a front view showing a fourth embodiment thereof.

**1 Claim, 4 Drawing Sheets**






FIG. 1




FIG. 2




FIG. 3




FIG. 4