



US00D389766S

United States Patent [19]
Houlihan

[11] **Patent Number: Des. 389,766**
[45] **Date of Patent: **Jan. 27, 1998**

[54] **BEZEL RING FOR A WATCH**

[75] **Inventor: John T. Houlihan**, Southbury, Conn.

[73] **Assignee: Timex Corp.**, Middlebury, Conn.

[**] **Term: 14 Years**

[21] **Appl. No.: 70,159**

[22] **Filed: May 1, 1997**

[51] **LOC (6) Cl. 10-02**

[52] **U.S. Cl. D10/122**

[58] **Field of Search D10/1-40, 122-132;
368/280-282, 276-277, 285, 294-295**

[56] **References Cited**

U.S. PATENT DOCUMENTS

- D. 308,945 7/1990 Bonnet D10/32
- D. 323,127 1/1992 Kawashima D10/39
- D. 336,439 6/1993 Krieger D10/30

FOREIGN PATENT DOCUMENTS

DM 027319 9/1993 WIPO .

OTHER PUBLICATIONS

Timepieces—Jun. 1989—p. 50—watches(2) at Bottom left.
Jeweler's Circular—Keystone—Jul. 1987—p. 25—Watches at Bottom.

Primary Examiner—Nelson C. Holtje
Attorney, Agent, or Firm—Paul R. Juhasz

[57] **CLAIM**

The ornamental design for a “bezel ring for a watch”, as shown and described.

DESCRIPTION

FIG. 1 is a perspective elevational view of a “bezel ring for a watch”;
FIG. 2 is a top plan view thereof;
FIG. 3 is a bottom plan view thereof;
FIG. 4 is an end elevational view thereof;
FIG. 5 is a right side elevational view thereof; the other ends being mirror images are not shown; and,
FIG. 6 is the other end elevational view thereof;

1 Claim, 1 Drawing Sheet

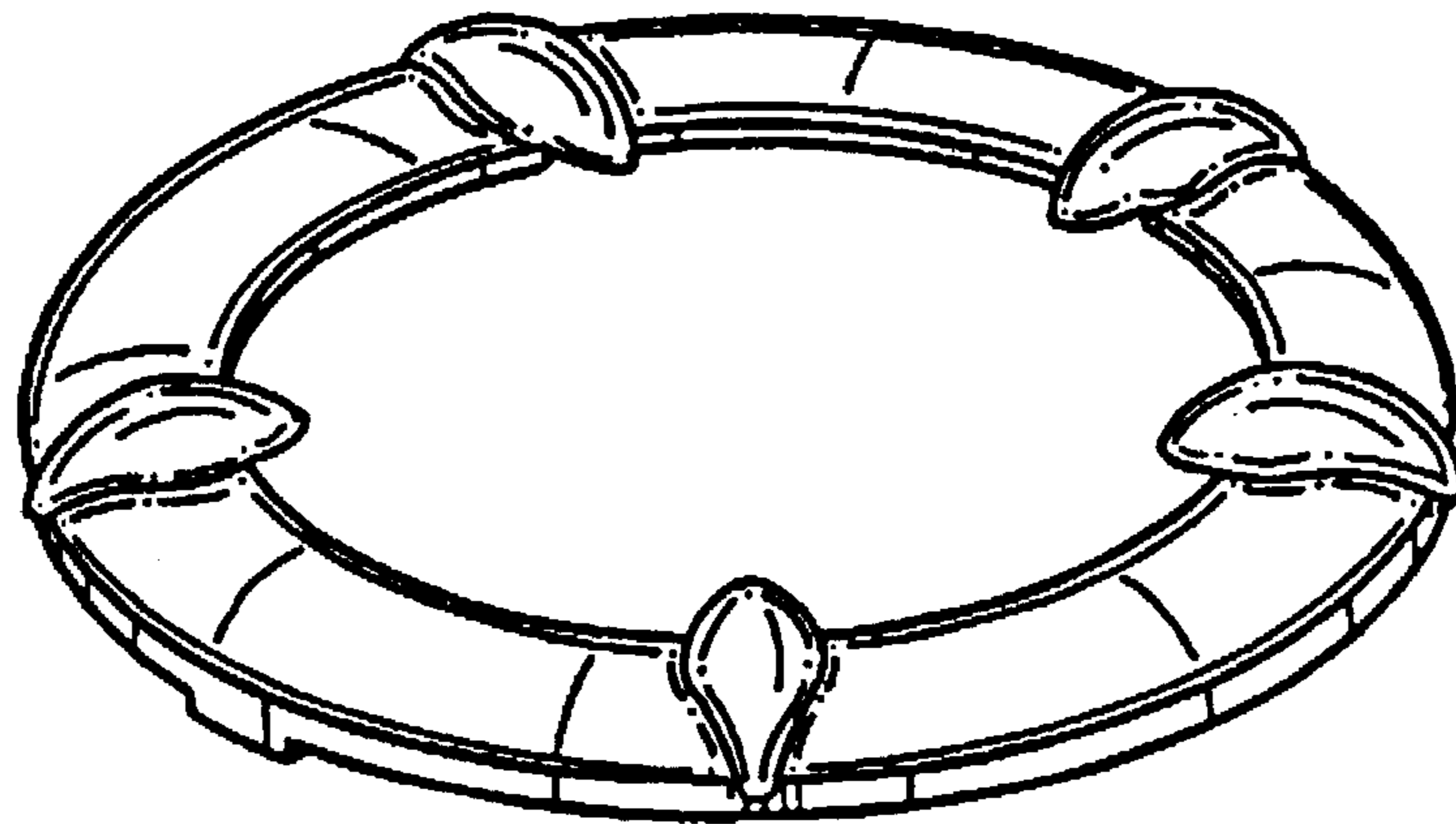


FIG. 1

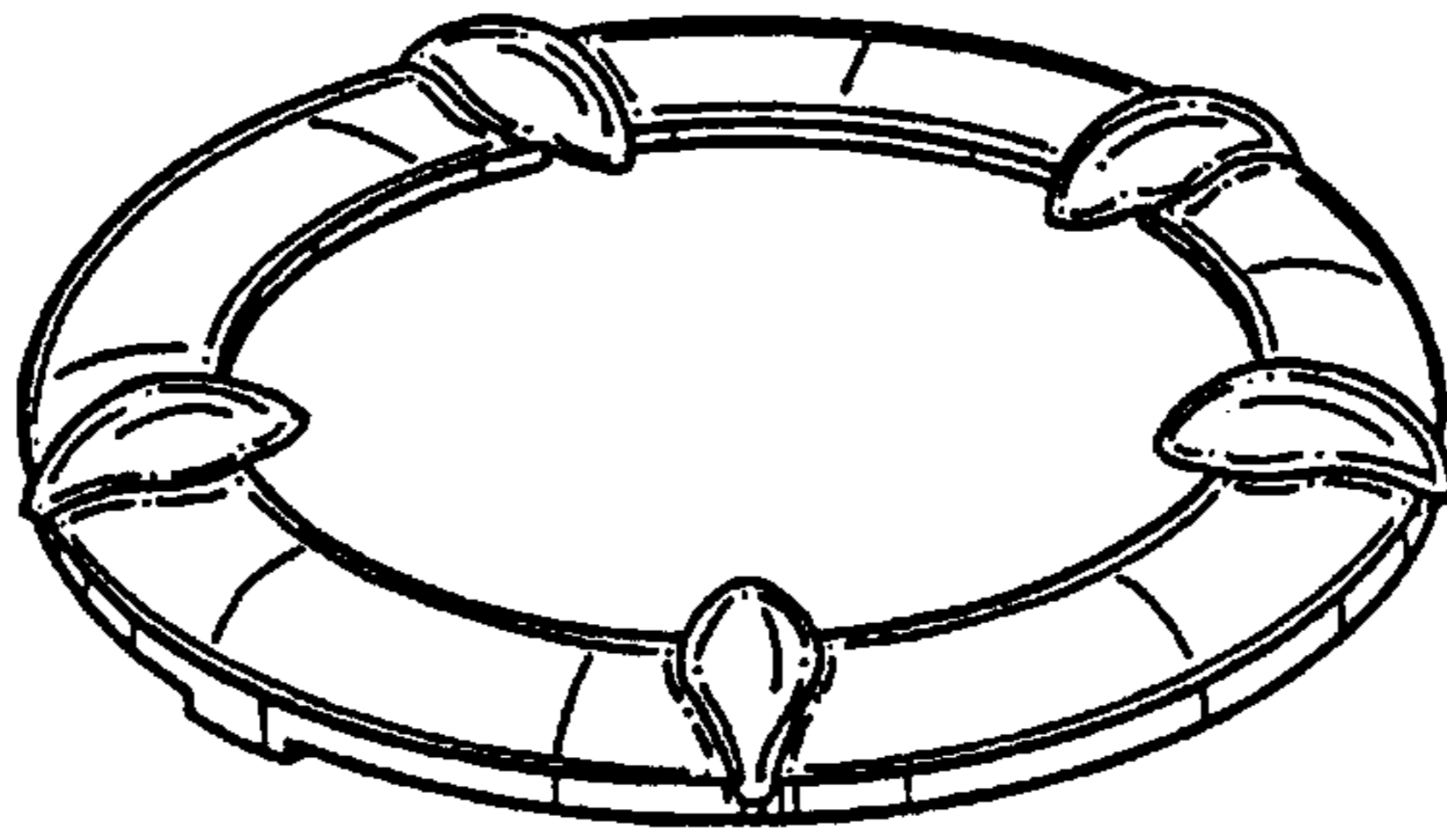


FIG. 2




FIG. 3




FIG. 4



FIG. 5



FIG. 6

