



US00D389751S

United States Patent [19]

Wunderman

[11] Patent Number: Des. 389,751

[45] Date of Patent: **Jan. 27, 1998

[54] **WRISTWATCH**

[75] Inventor: **Severin S. Wunderman**, South Laguna, Calif.

[73] Assignee: **Severin Montres AG (Severin Montres SA) (Severin Montres Ltd.)**, Lengnau, Switzerland

[**] Term: **14 Years**

[21] Appl. No.: **60,517**

[22] Filed: **Sep. 30, 1996**

[30] **Foreign Application Priority Data**

Jul. 1, 1996 [WO] WIPO DMA/003370

[51] LOC (6) Cl. **10-02**

[52] U.S. Cl. **D10/32; D10/39**

[58] Field of Search D10/1-40, 122-132; 368/276-277, 280-282, 285; D11/3-4, 12, 14, 19-25; 63/1.1, 3, 5.1, 11

[56] **References Cited**

U.S. PATENT DOCUMENTS

- D. 78,958 7/1929 Wewfetzer D10/32
- D. 274,503 7/1984 Bulgari D10/32
- D. 340,871 11/1993 Iwamura D10/32
- D. 351,799 10/1994 Bulgari D10/39

- D. 362,397 9/1995 Heuen D10/30 X
- D. 375,053 10/1996 Voegbli D10/30
- 1,232,825 7/1917 Megurowsky D10/32 X

OTHER PUBLICATIONS

European Jeweler-(G.Z.)-Apr. 1981-p. 196-Watches at left.

Swiss Watch & Jewelry Journal: Apr. 1985-p. 655-Watches.

Swiss Watch & Jewelry Journal-Feb. 1982-p. 333-Watches.

Primary Examiner-Nelson C. Holtje

Attorney, Agent, or Firm-Sughrue, Mion, Zinn, Macpeak & Seas, PLLC

[57] **CLAIM**

The ornamental design for a wristwatch, as shown and described.

DESCRIPTION

FIG. 1 is a perspective view of the top and one side of a wristwatch showing my new design;

FIG. 2 is a top plan view thereof;

FIG. 3 is a bottom plan view thereof;

FIG. 4 is a side elevational view of said one side thereof;

FIG. 5 is a side elevational view of an opposite side thereof;

FIG. 6 is an end elevational view of one end thereof; and

FIG. 7 is an elevational view of an opposite end thereof.

1 Claim, 4 Drawing Sheets




FIG. 1




FIG. 2




FIG. 3




FIG. 4




FIG. 5




FIG. 6




FIG. 7

