



US00D389744S

United States Patent [19]

Noe et al.

[11] Patent Number: **Des. 389,744**

[45] Date of Patent: ****Jan. 27, 1998**

- [54] **COMBINED CONTAINER AND CAP**
- [75] Inventors: **Nicholas Noe, Brooklyn; Adam Sherman, Larchmont, both of N.Y.**
- [73] Assignee: **Colgate-Palmolive Company, New York, N.Y.**
- [**] Term: **14 Years**
- [21] Appl. No.: **51,191**
- [22] Filed: **Mar. 5, 1996**
- [51] LOC (6) Cl. **09-01**
- [52] U.S. Cl. **D9/542; D9/571**
- [58] Field of Search D9/537, 538, 539, D9/540, 541, 542, 543, 571, 550, 551, 564, 563, 572, 575, 557, 570; 215/382, 383, 384, 400; 222/210, 213

- D. 198,645 7/1964 Shepler D58/5
- D. 206,193 11/1966 Gooding D58/6
- D. 206,194 11/1966 Gooding D9/542
- D. 211,316 6/1968 Kustermann D9/543
- D. 216,079 11/1969 Lawton D9/1
- D. 216,361 12/1969 Pappas, Jr. D9/87
- D. 229,889 1/1974 Brody D9/542
- D. 268,812 5/1983 D'Orleans D9/335
- D. 280,604 9/1985 Johnson et al. D9/574
- D. 286,021 10/1986 O'Reilly D9/370
- D. 289,611 5/1987 Seelig D9/528
- D. 303,100 8/1989 Segati D9/563
- D. 322,398 12/1991 Plunkett D9/377
- D. 323,780 2/1992 Addante D9/371
- D. 333,266 2/1993 Walravens D9/571 X
- D. 343,360 1/1994 Poo D9/542 X
- D. 344,236 2/1994 Drounau D9/545
- D. 354,000 1/1995 Hoyt D9/543
- D. 356,736 3/1995 Armstong D9/552

Primary Examiner—Lucy Lieberman
Attorney, Agent, or Firm—Michael J. McGreal

[56] References Cited

U.S. PATENT DOCUMENTS

- D. 19,798 4/1890 Wardle .
- D. 56,029 8/1920 Quigg .
- D. 64,637 5/1924 Mas .
- D. 67,219 5/1925 Miller .
- D. 69,462 2/1926 Sears .
- D. 74,200 1/1928 Taylor .
- D. 95,672 5/1935 Fuerst .
- D. 107,433 12/1937 Lorenzen .
- D. 115,155 6/1939 D'Addario .
- D. 116,016 8/1939 Buckingham .
- D. 139,892 1/1945 Riha .
- D. 156,219 11/1949 Deskey D9/542
- D. 182,540 4/1958 Soubier D58/8
- D. 188,133 6/1960 Bindman D58/6

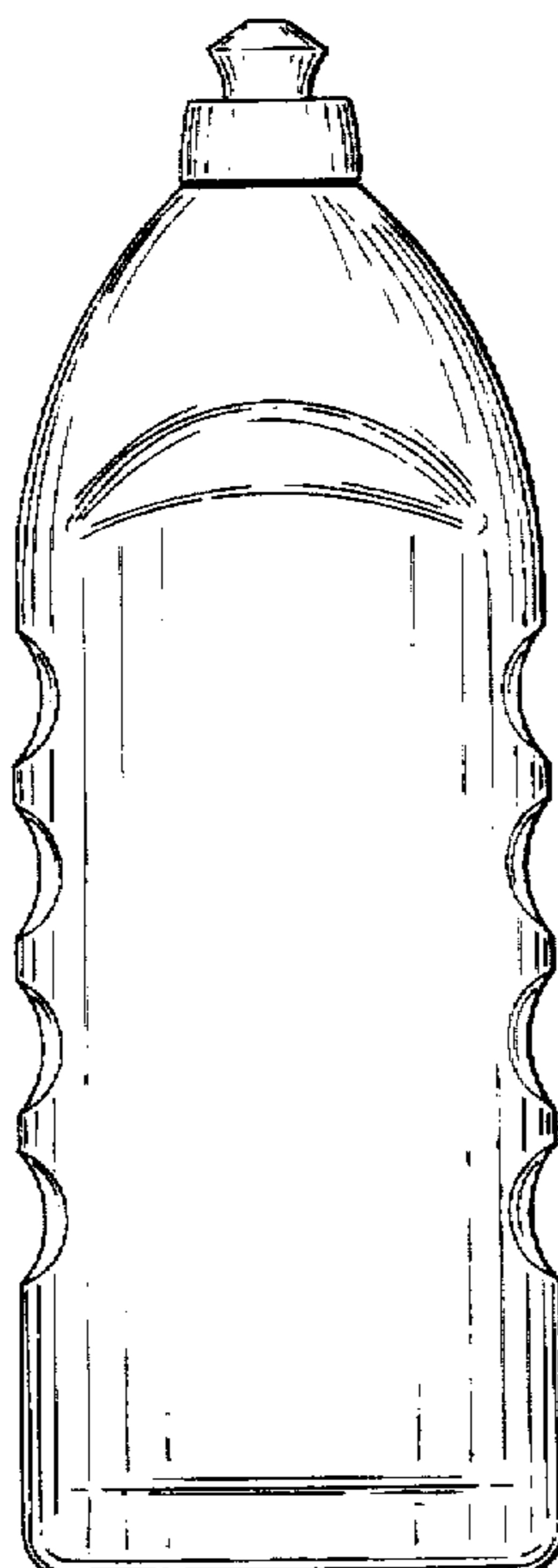
[57] CLAIM

The ornamental design for a combined container and cap, as shown and described.

DESCRIPTION

FIG. 1 is a perspective view of the combined container and cap of our design;
 FIG. 2 is a front elevation thereof, the rear elevation is the same;
 FIG. 3 is a side elevation thereof, the opposite side elevation is the same;
 FIG. 4 is a top plan view thereof; and,
 FIG. 5 is a bottom plan view thereof.

1 Claim, 4 Drawing Sheets



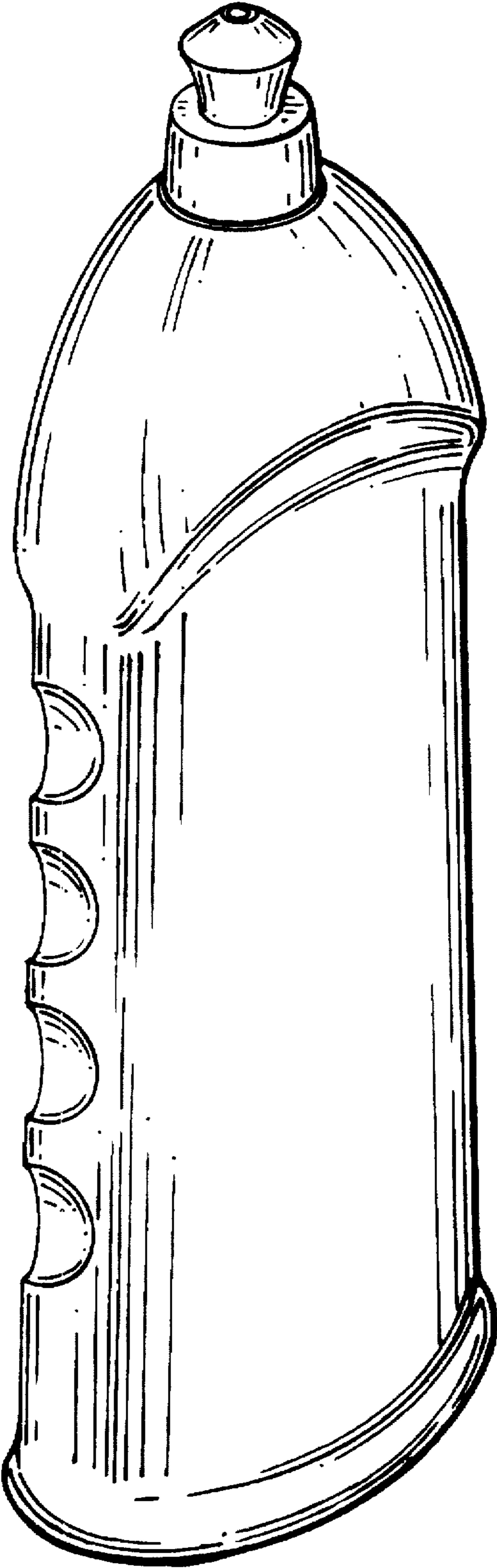


FIG. 1

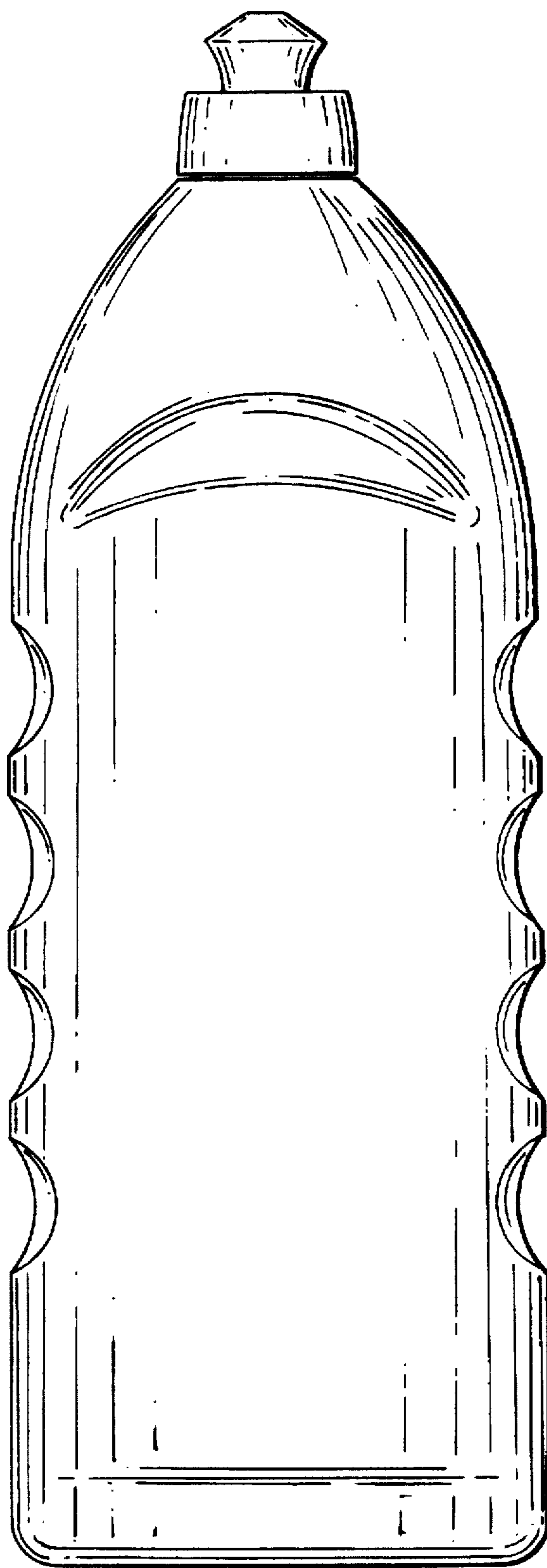


FIG. 2

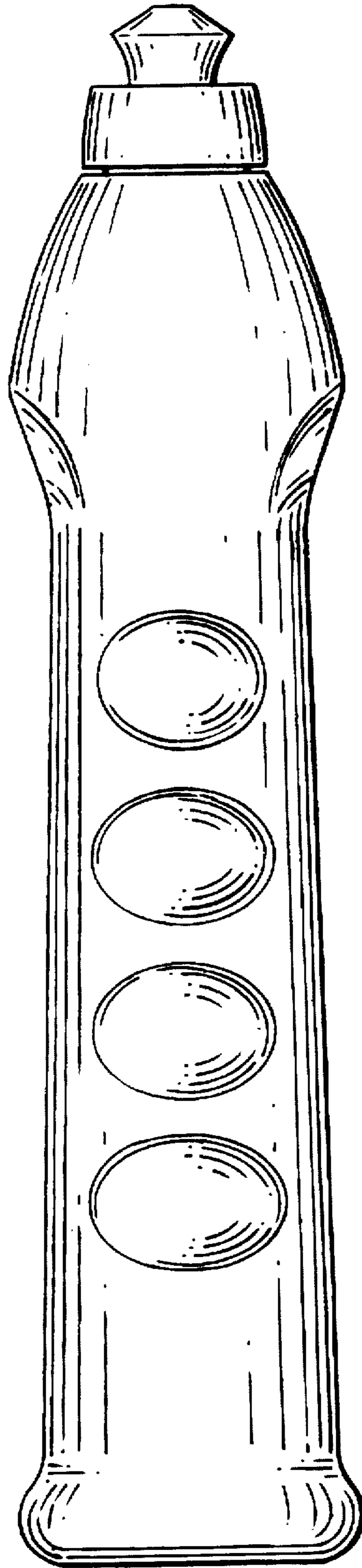


FIG. 3

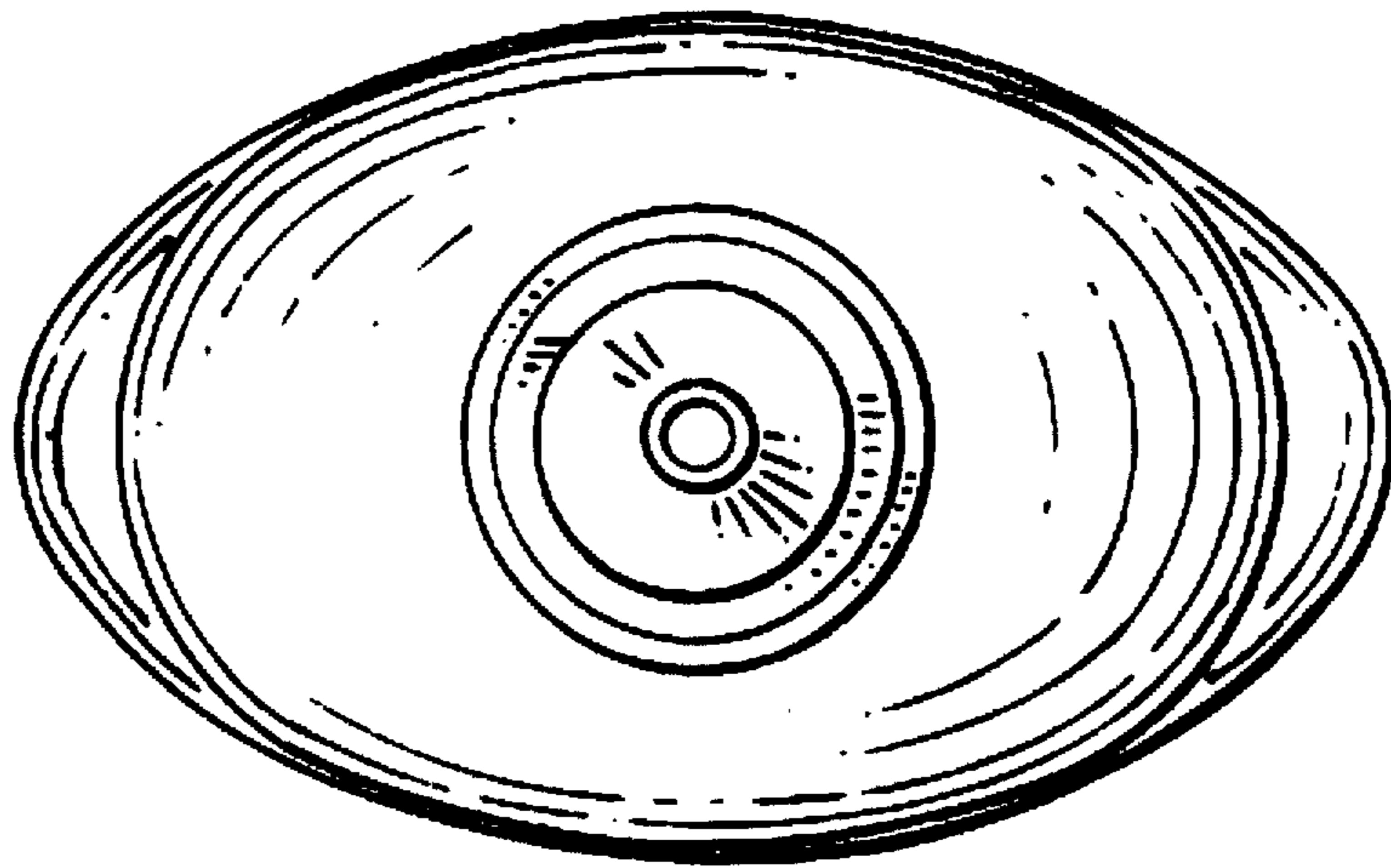


FIG. 4

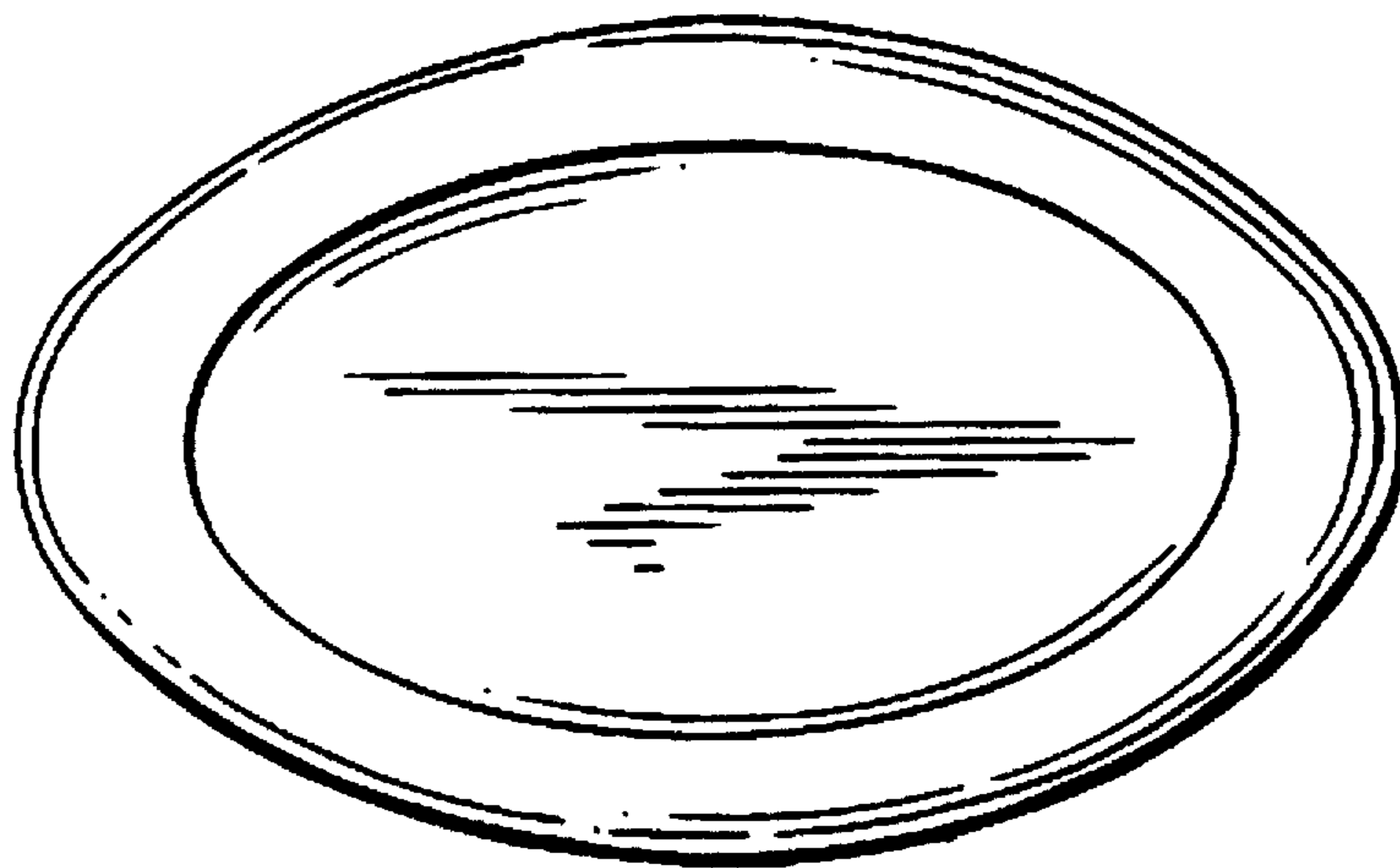


FIG. 5