



US00D389743S

**United States Patent** [19]  
**Rausch**

[11] **Patent Number: Des. 389,743**  
[45] **Date of Patent: \*\*Jan. 27, 1998**

[54] **KIDNEY-SHAPED BOTTLE**  
[75] **Inventor: Kevin Rausch, Wooster, Ohio**  
[73] **Assignee: Rubbermaid Specialty Products, Inc.,  
Wooster, Ohio**  
[\*\*] **Term: 14 Years**  
[21] **Appl. No.: 63,745**  
[22] **Filed: Dec. 13, 1996**  
[51] **LOC (6) Cl. .... 09-01**  
[52] **U.S. Cl. .... D9/527; D7/321**  
[58] **Field of Search .... D9/527, 528, 522,  
D9/531, 526, 529; D7/317, 319, 321; 215/385,  
398; 220/771**

D. 303,087 8/1989 Gendron ..... D9/378  
D. 303,355 9/1989 Fick ..... D9/376  
D. 317,256 6/1991 Samuels ..... D9/355  
D. 350,877 9/1994 Van Valkenburg et al. .... D7/612

**OTHER PUBLICATIONS**

Ingrid Advertisement "Food Storage—pitchers and bottles",  
1 page, (1992).  
Rubbermaid Advertisement "Food Storage/Serving", 1  
page, (1991).

*Primary Examiner*—Lucy Lieberman  
*Attorney, Agent, or Firm*—Renner, Kenner, Greive, Bobak,  
Taylor & Weber

**CLAIM**

[57] The ornamental design for a kidney-shaped bottle, as shown  
and described.

**DESCRIPTION**

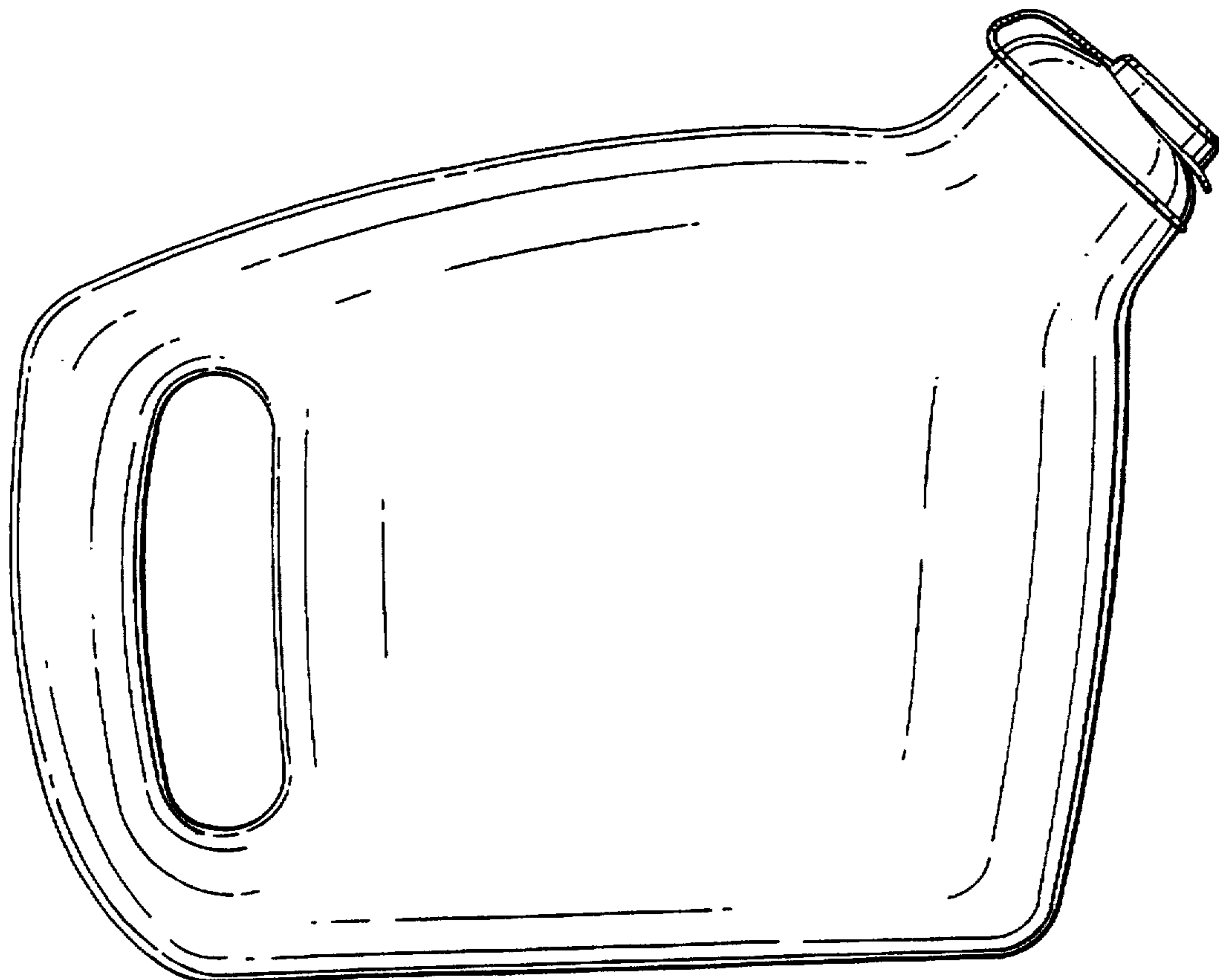
FIG. 1 is a top, left, front elevational perspective view of a  
kidney-shaped bottle showing my new design;  
FIG. 2 is a top plan view thereof;  
FIG. 3 is a bottom plan view thereof;  
FIG. 4 is a right side elevational view thereof;  
FIG. 5 is a left side elevational view thereof;  
FIG. 6 is a front elevational view thereof; and,  
FIG. 7 is a rear elevational view thereof.

**1 Claim, 7 Drawing Sheets**

[56] **References Cited**

**U.S. PATENT DOCUMENTS**

D. 101,590 10/1936 Patterson ..... D9/522  
D. 115,531 7/1939 Stopa ..... D7/321  
D. 168,851 2/1953 Montenier ..... D9/526  
D. 194,806 3/1963 Kracht, Jr. .... D9/527 X  
D. 195,896 8/1963 Garvey ..... D9/528  
D. 205,479 8/1966 Certo ..... D9/527  
D. 211,537 6/1968 Anderson ..... D9/527 X  
D. 257,763 1/1981 Cambio, Jr. .... D9/370  
D. 287,226 12/1986 Lyons ..... D9/370  
D. 296,420 6/1988 Frahm et al. .... D9/376



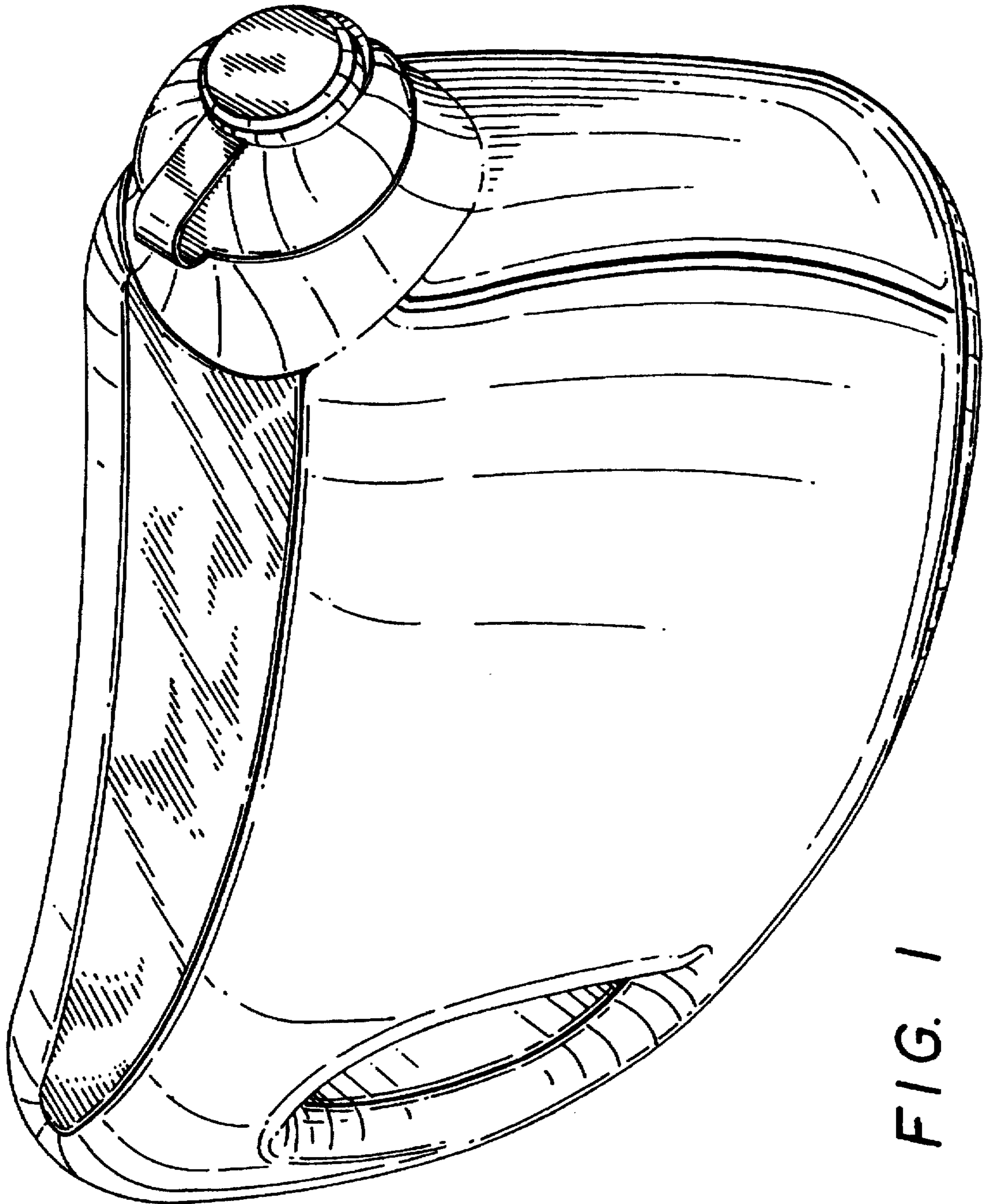


FIG. 1

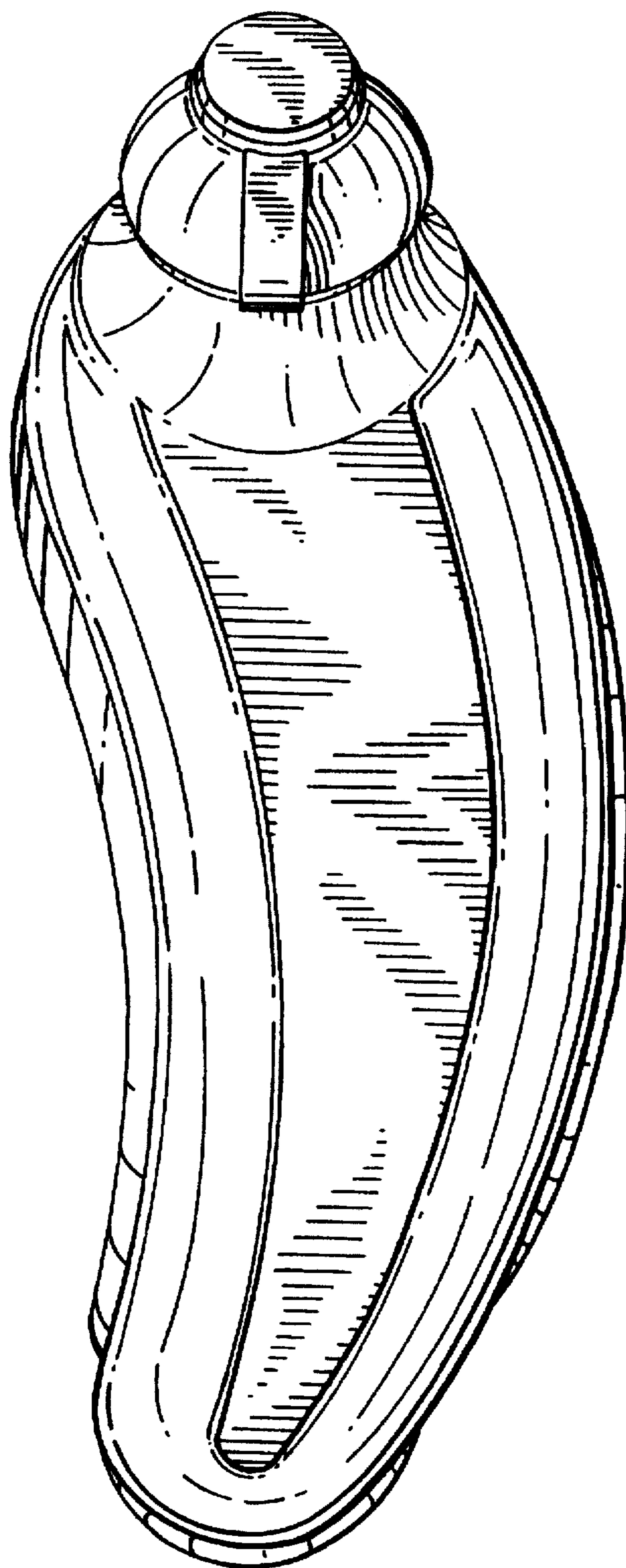


FIG. 2

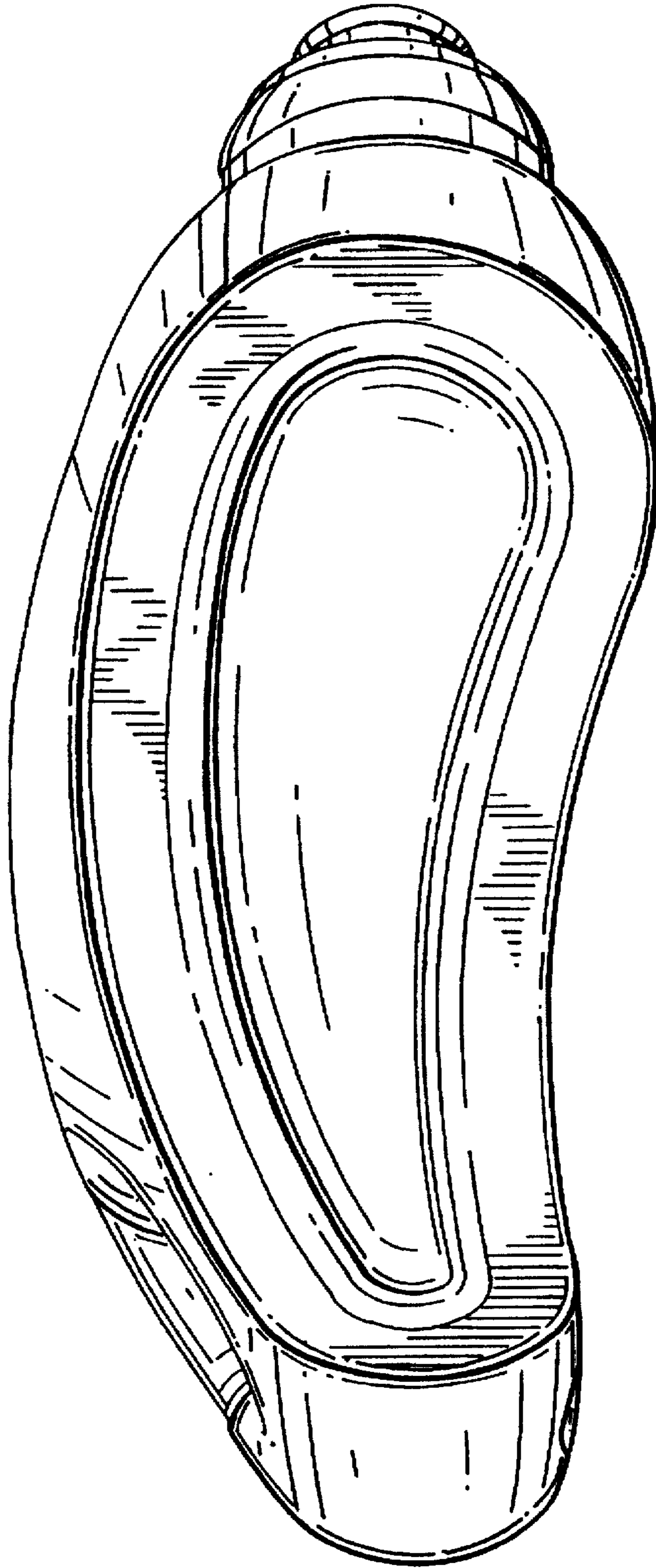


FIG. 3




FIG. 4




FIG. 5

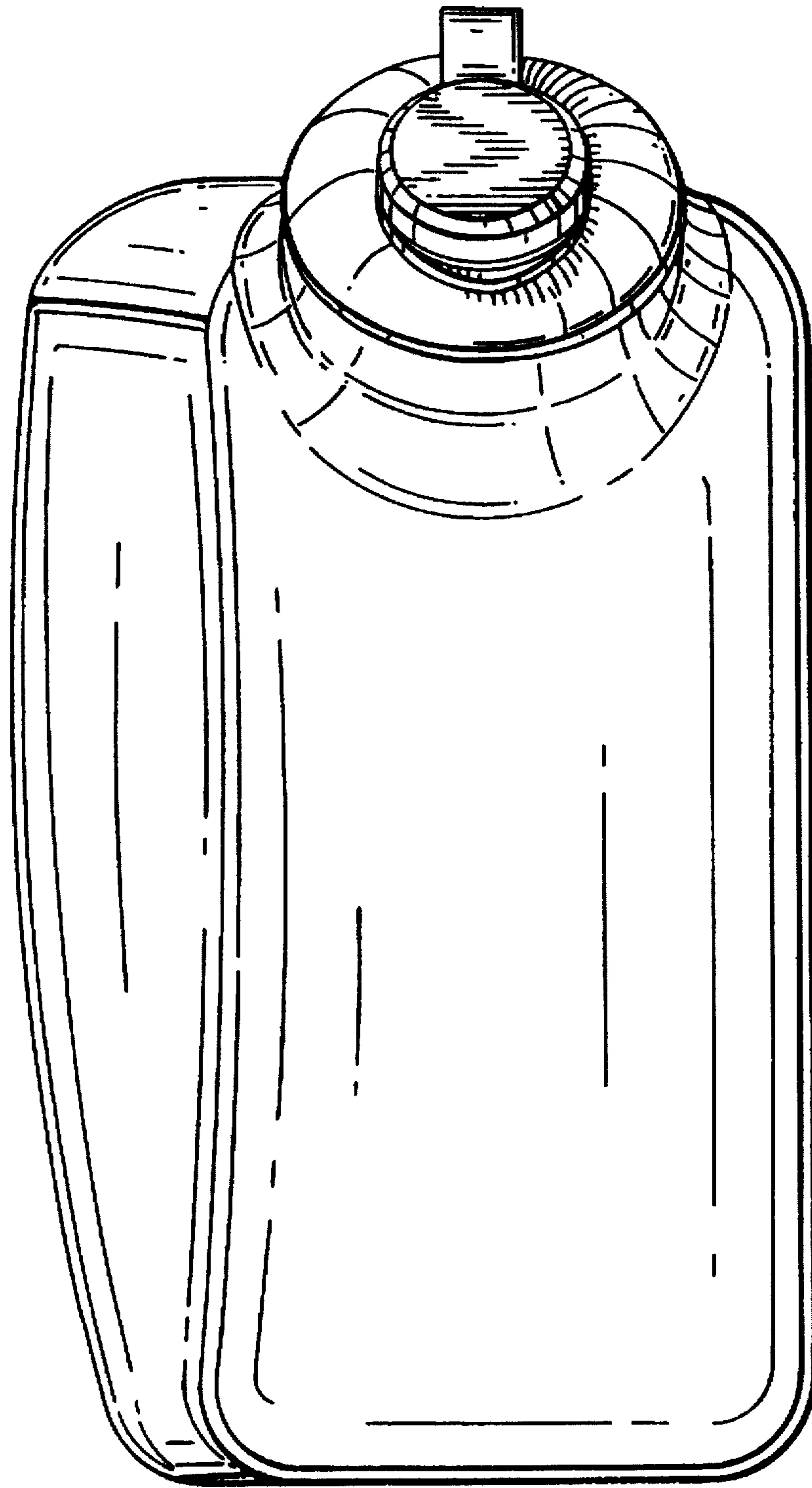


FIG. 6




FIG. 7