



US00D389730S

United States Patent [19]
Nakamura

[11] **Patent Number: Des. 389,730**
[45] **Date of Patent: **Jan. 27, 1998**

[54] **CLIP**

[75] **Inventor: Toshinobu Nakamura, Tokyo, Japan**

[73] **Assignee: Shinagawa Shoko Co., Ltd., Tokyo, Japan**

[**] **Term: 14 Years**

[21] **Appl. No.: 59,878**

[22] **Filed: Sep. 17, 1996**

[30] **Foreign Application Priority Data**

Jul. 4, 1996 [JP] Japan 8-19772

[51] **LOC (6) Cl. 08-08**

[52] **U.S. Cl. D8/395; D8/396**

[58] **Field of Search D8/394-396; 248/74.1, 248/74.2, 73, 205.3, 316.7, 316.8; 24/16 PB, 339, 543, 518, 519, 484**

[56] **References Cited**

U.S. PATENT DOCUMENTS

D. 265,381 7/1982 Borja D8/395
D. 273,763 5/1984 Sakaguchi D8/396

D. 347,384 5/1994 White et al. D8/395
3,491,971 1/1970 Fisher 24/339
4,439,896 4/1984 Matsui 24/16 PB
4,609,171 9/1986 Matsui 248/74.2
4,779,828 10/1988 Münch 24/16 PB

Primary Examiner—B. J. Bullock
Attorney, Agent, or Firm—Banner & Witcoff, Ltd.

[57] **CLAIM**

The ornamental design for a clip, as shown and described.

DESCRIPTION

FIG. 1 is a perspective view of the clip embodying the present design;
FIG. 2 is a front view thereof;
FIG. 3 is a rear view thereof;
FIG. 4 is a right side view thereof;
FIG. 5 is a left side view thereof;
FIG. 6 is a top plan view thereof;
FIG. 7 is a bottom view thereof; and,
FIG. 8 is a right side view thereof in its position of use, the broken lines being shown for illustrative purposes only and forming no part of the claimed design.

1 Claim, 3 Drawing Sheets

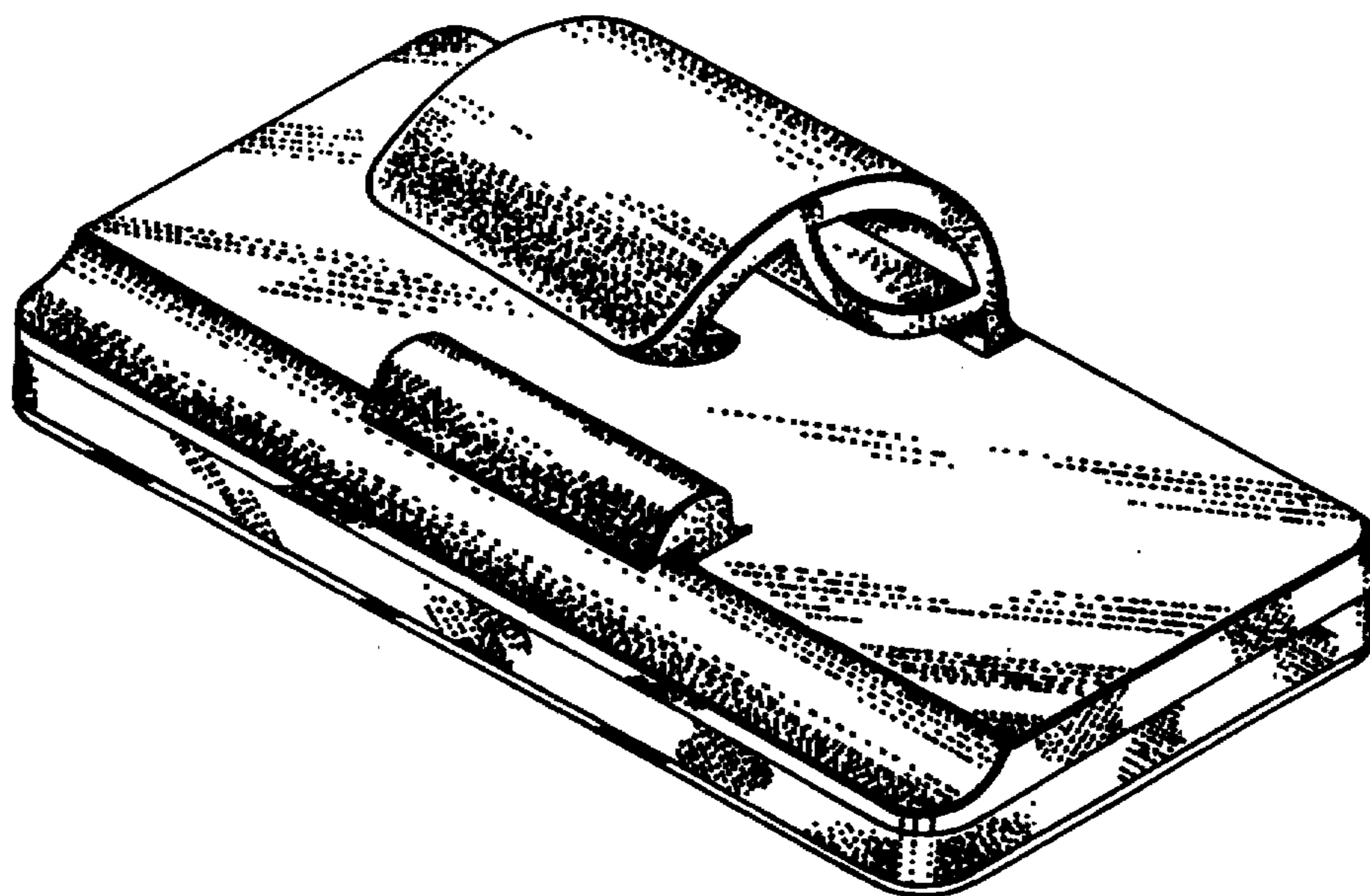


FIG. 1

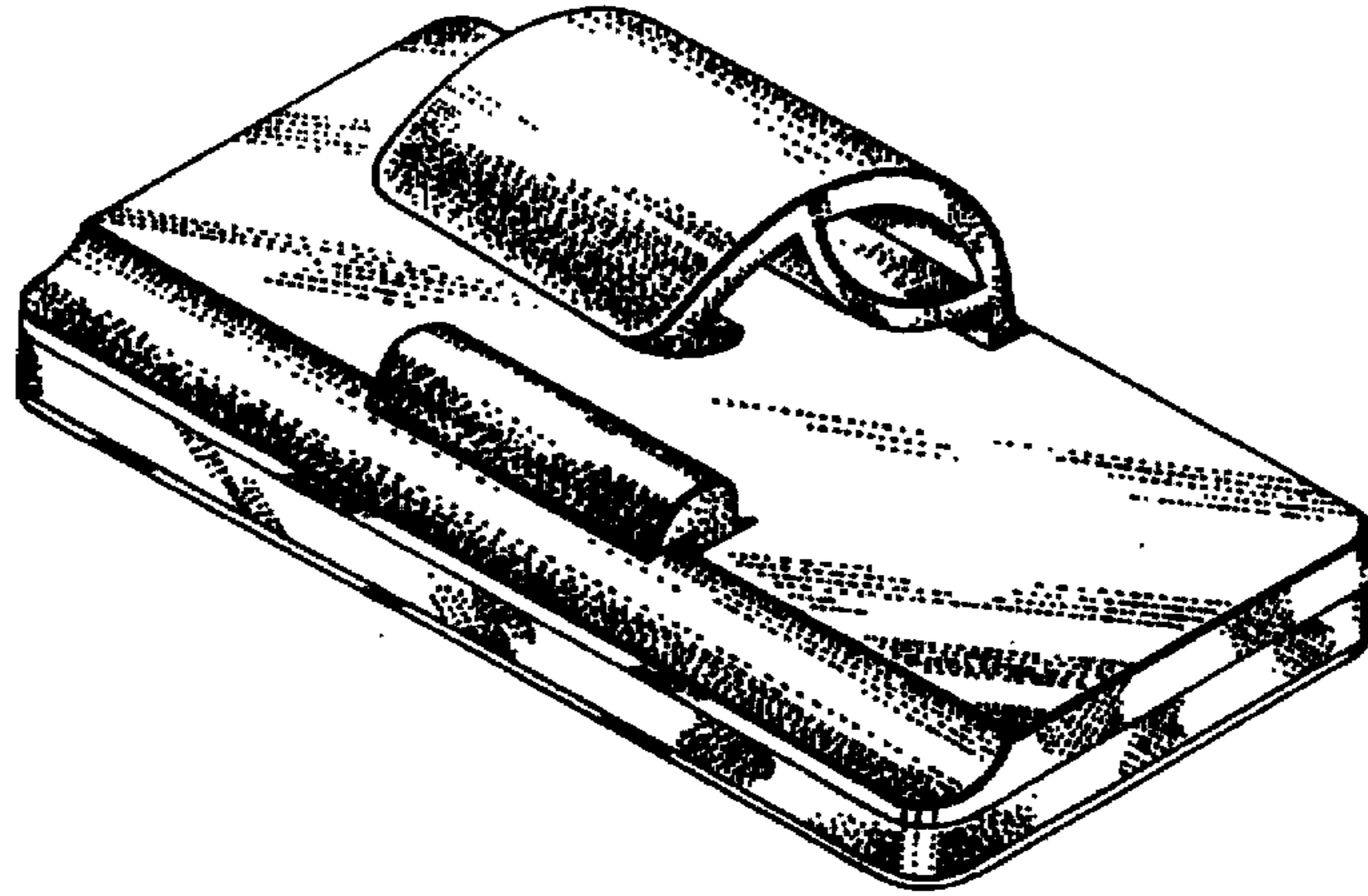


FIG. 2

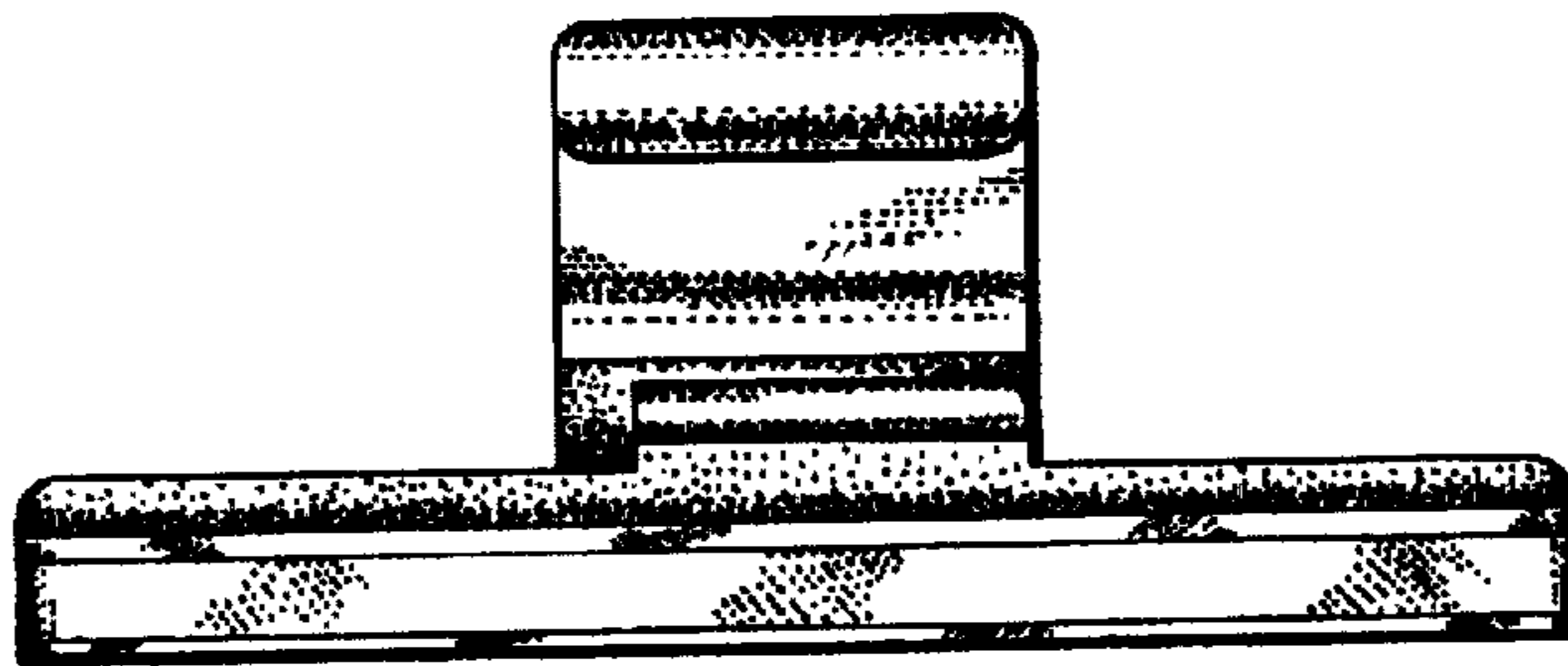


FIG. 3




FIG. 4




FIG. 5

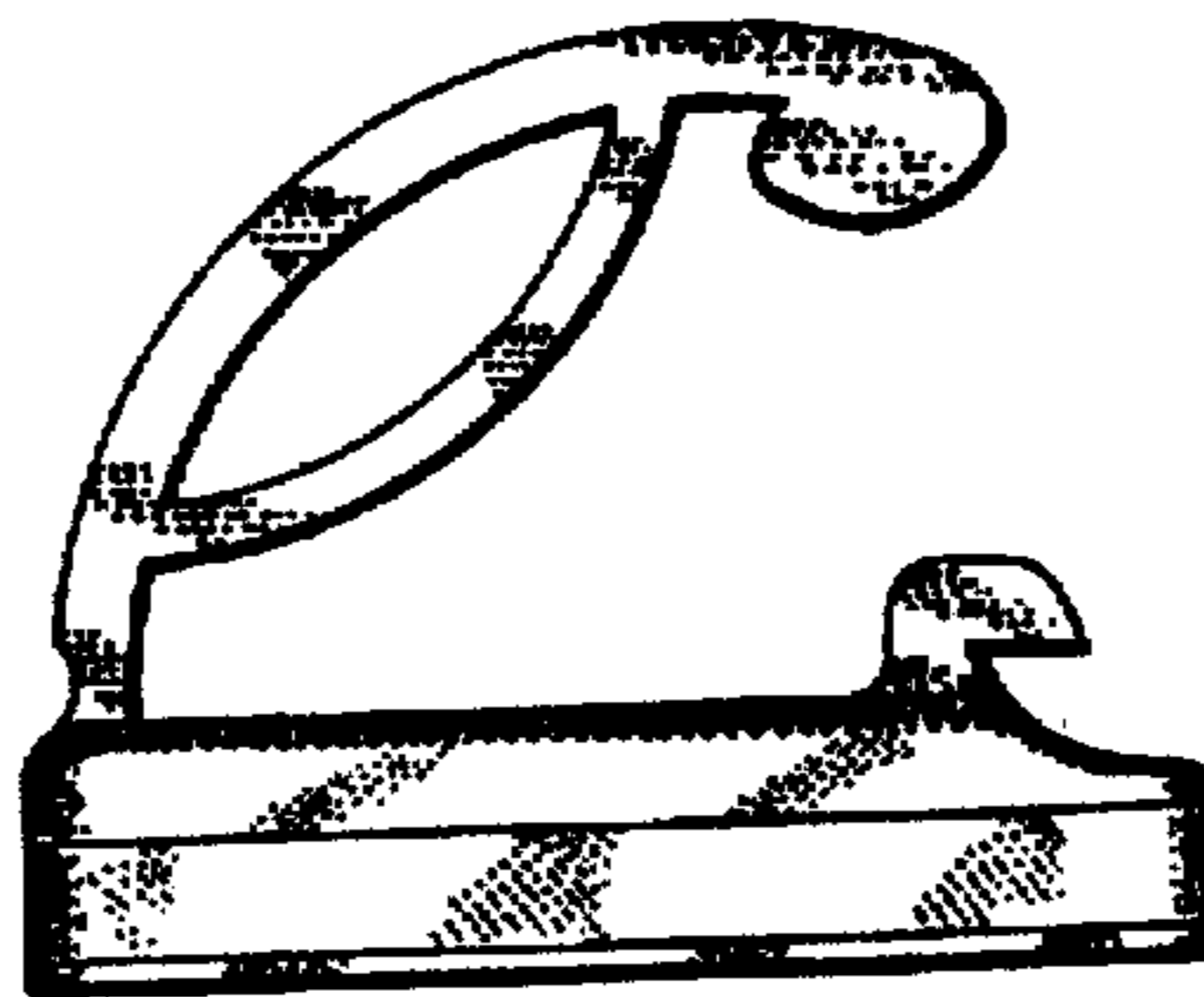


FIG. 6




FIG. 7




FIG. 8

