



US00D389725S

**United States Patent** [19]  
**Huang**

[11] **Patent Number: Des. 389,725**

[45] **Date of Patent: \*\*Jan. 27, 1998**

[54] **KEY**

[76] **Inventor: Yu-Hwei Huang**, No. 8, Lane 42, Sec. 2, Nan-Kan Road, Lou-Choo Hsiang, Taoyuan Hsien, Taiwan

[\*\*] **Term: 14 Years**

[21] **Appl. No.: 59,318**

[22] **Filed: Sep. 6, 1996**

[51] **LOC (6) Cl. .... 08-07**

[52] **U.S. Cl. .... D8/348**

[58] **Field of Search** ..... D8/347-348; 70/393, 70/402, 405, 406, 408; D21/154, 188; D11/49, 76; D19/42, 34.1, 97; D7/300.2, 654, 656

[56] **References Cited**

**U.S. PATENT DOCUMENTS**

D. 139,791	12/1944	Lasky	.....	D8/348
D. 188,343	7/1960	Sedley	.....	D8/348
D. 197,732	3/1964	Best	.....	D8/348
D. 225,301	12/1972	Uliano	.....	D8/348

**OTHER PUBLICATIONS**

Gifts and Decorative Accessories (Nov. 1988) p. 62. Mickey/Minnie Mouse flatware, Nov. 1988.

Menash Signatures Catalogue (Nov. 1995) p. 13. Mickey and Co. Pens, Nov. 1995.

Hammacher Schlemmer & Co. Catalogue (1914) Key No. 0161, 1914.

*Primary Examiner*—Brian N. Vinson

*Attorney, Agent, or Firm*—Pro-Techtor International

[57] **CLAIM**

The ornamental design for a key, as shown.

**DESCRIPTION**

FIG. 1 is a top, front, right side, perspective view of a key showing my new design;

FIG. 2 is a front view thereof;

FIG. 3 is a rear view thereof;


FIG. 4 is a left side view thereof;

FIG. 5 is a right side view thereof;

FIG. 6 is a top view thereof; and,

FIG. 7 is a bottom view thereof.

**1 Claim, 4 Drawing Sheets**






FIG. 1




FIG. 2




FIG. 3



FIG. 4



FIG. 5




FIG. 6



FIG. 7