



US00D389722S

United States Patent [19]
Blom

[11] **Patent Number:** **Des. 389,722**
[45] **Date of Patent:** ****Jan. 27, 1998**

[54] **PATIO DOOR HANDLE**

[75] **Inventor:** **Marcia K. Blom**, Albert Lea, Minn.

[73] **Assignee:** **Truth Hardware Corporation**,
Owatonna, Minn.

[**] **Term:** **14 Years**

[21] **Appl. No.:** **41,277**

[22] **Filed:** **Jul. 11, 1995**

[51] **LOC (6) Cl.** **08-06**

[52] **U.S. Cl.** **D8/319**

[58] **Field of Search** D8/315, 316, 317,
D8/318, 319, 320; 16/110 R, 111 R; 292/DIG. 46

[56] **References Cited**

U.S. PATENT DOCUMENTS

D. 329,369	9/1992	Martin et al.	D8/315 X
3,151,350	10/1964	Manion	70/452 X
4,068,874	1/1978	Fleming et al.	.	
4,754,624	7/1988	Fleming et al.	.	
5,170,533	12/1992	Barry	16/114 R
5,210,905	5/1993	Dietz et al.	292/338.3 X
5,318,333	6/1994	Dreifert	292/336.3

OTHER PUBLICATIONS

Truth brochure "Single Point & Multi-Point Sliding Door Hardware" (undated).

Primary Examiner—Paula A. Mortimer
Attorney, Agent, or Firm—Wood, Phillips, VanSanten, Clark & Mortimer

[57] **CLAIM**

The ornamental design of a patio door handle, as shown and described.

DESCRIPTION

FIG. 1 is a perspective view of one embodiment of the patio

door handle, such embodiment being the interior handle;
 FIG. 2 is a top view of the patio door handle of FIG. 1;
 FIG. 3 is a front view of the patio door handle of FIG. 1;
 FIG. 4 is a left side view (relative to FIG. 3) of the patio door handle of FIG. 1;
 FIG. 5 is a right side view (relative to FIG. 3) of the patio door handle of FIG. 1;
 FIG. 6 is a rear view of the patio door handle of FIG. 1;
 FIG. 7 is a perspective view of a second embodiment of the patio door handle, such embodiment being the exterior handle;
 FIG. 8 is a top view of the patio door handle of FIG. 7;
 FIG. 9 is a front view of the patio door handle of FIG. 7;
 FIG. 10 is a left side view (relative to FIG. 3) of the patio door handle of FIG. 7;
 FIG. 11 is a right side view (relative to FIG. 3) of the patio door handle of FIG. 7; and,
 FIG. 12 is a rear view of the patio door handle of FIG. 7.

The broken lines shown in FIGS. 1 and 3 illustrate a locking lever and screw holes, such lever and holes being unclaimed subject matter.

The broken lines shown in FIG. 5 illustrate the slot within which a locking lever may move on one side of the patio door handle, such slot being unclaimed subject matter. The solid line beside that slot defines the boundaries of the claimed subject matter.

The broken lines shown in FIGS. 7 and 9 illustrate an opening for a key lock plug, such opening being unclaimed subject matter.

1 Claim, 2 Drawing Sheets

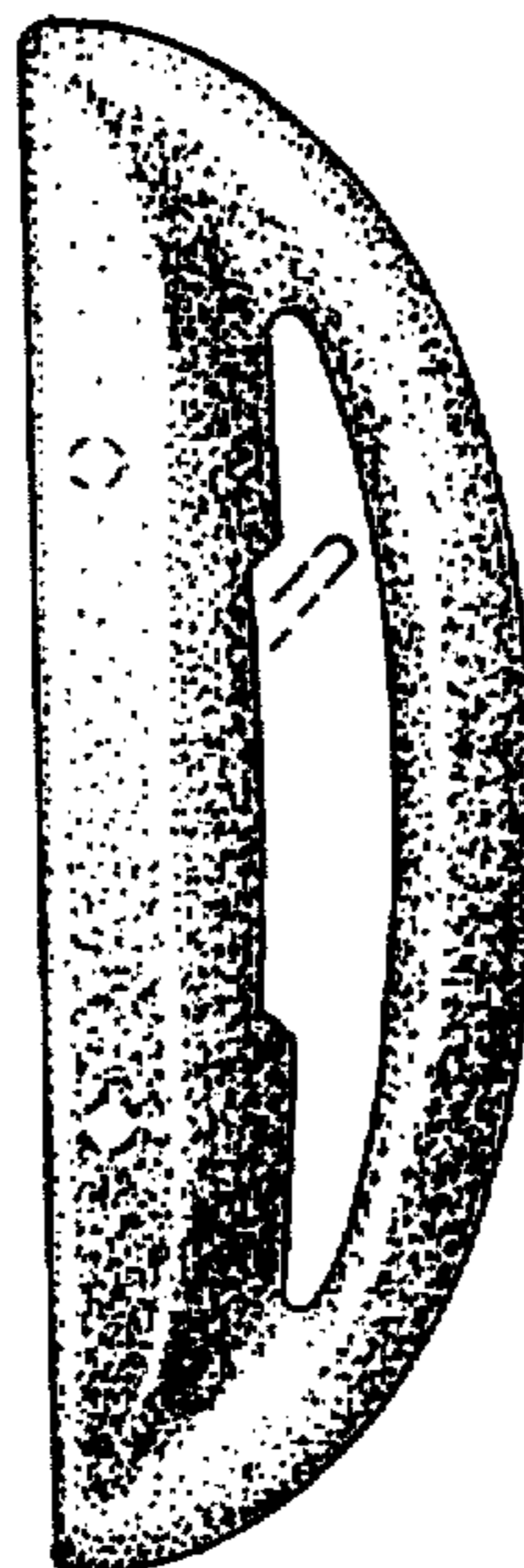


Fig. 1

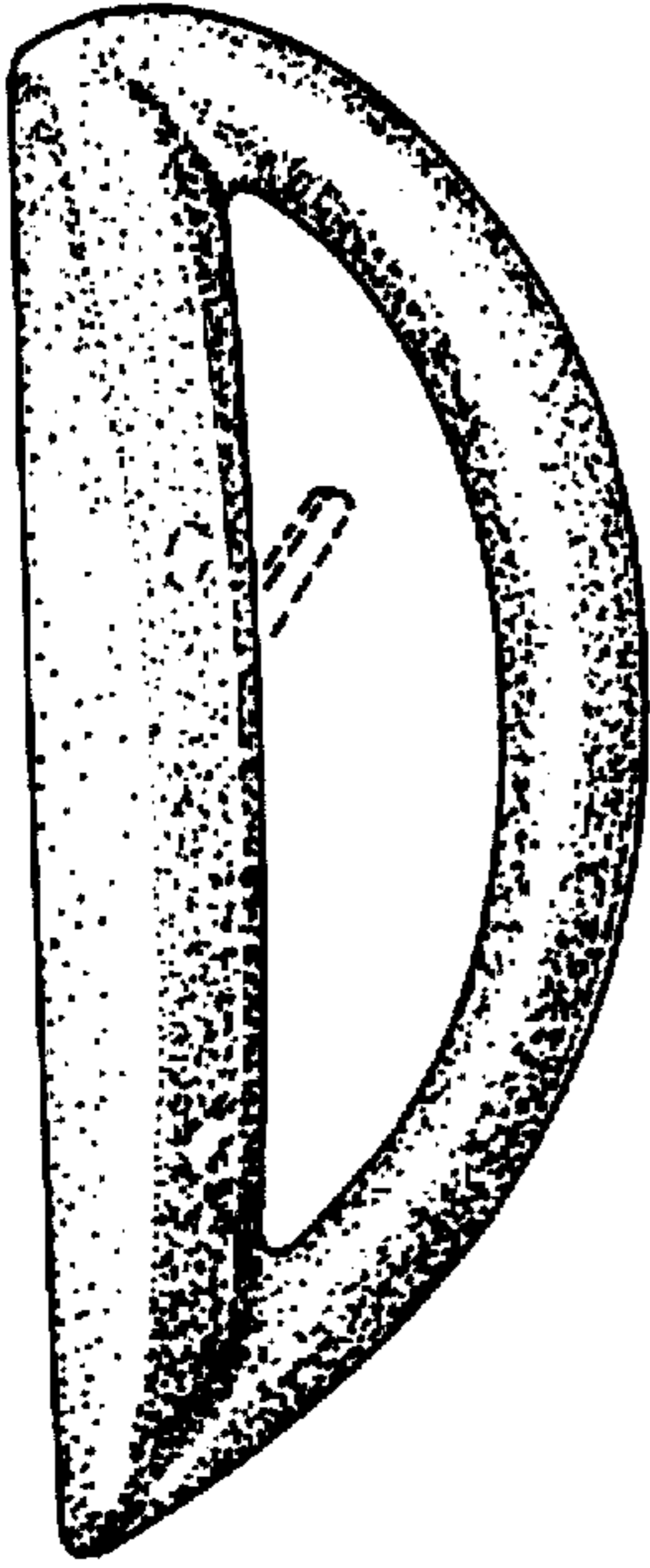


Fig. 2




Fig. 3

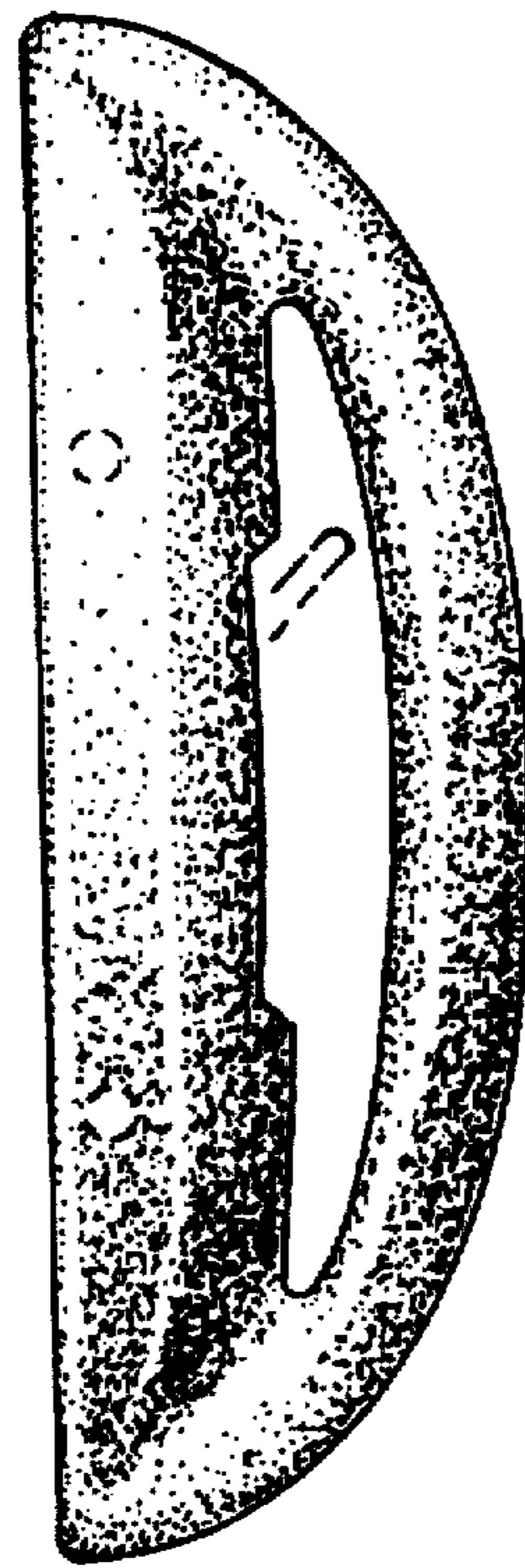


Fig. 6

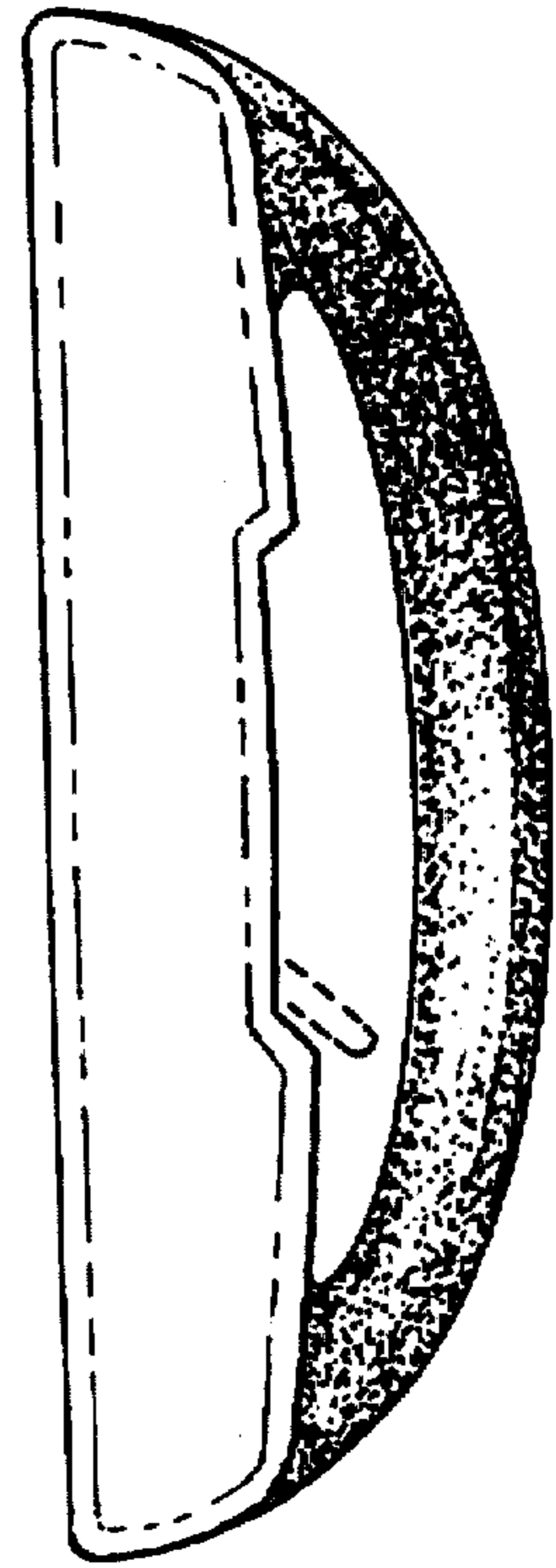


Fig. 4




Fig. 5




Fig. 7

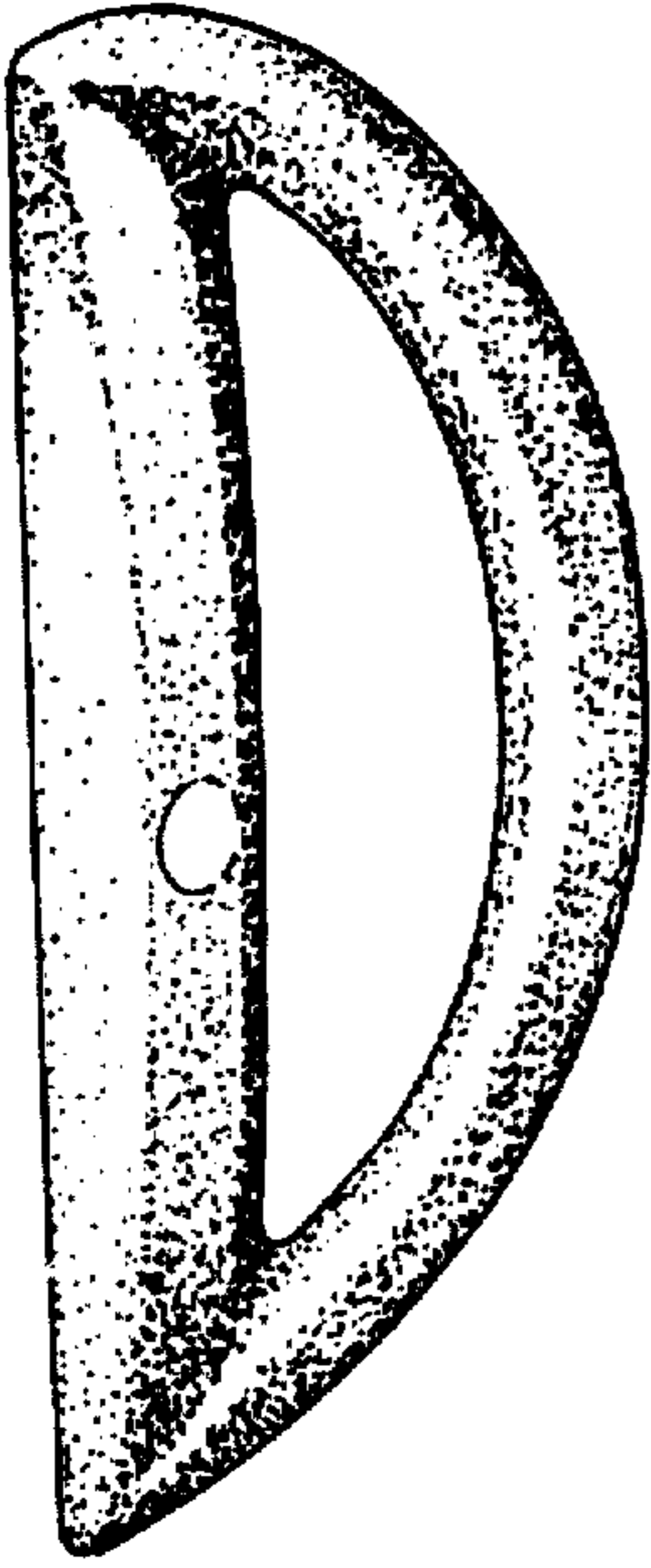


Fig. 8



Fig. 9




Fig. 12


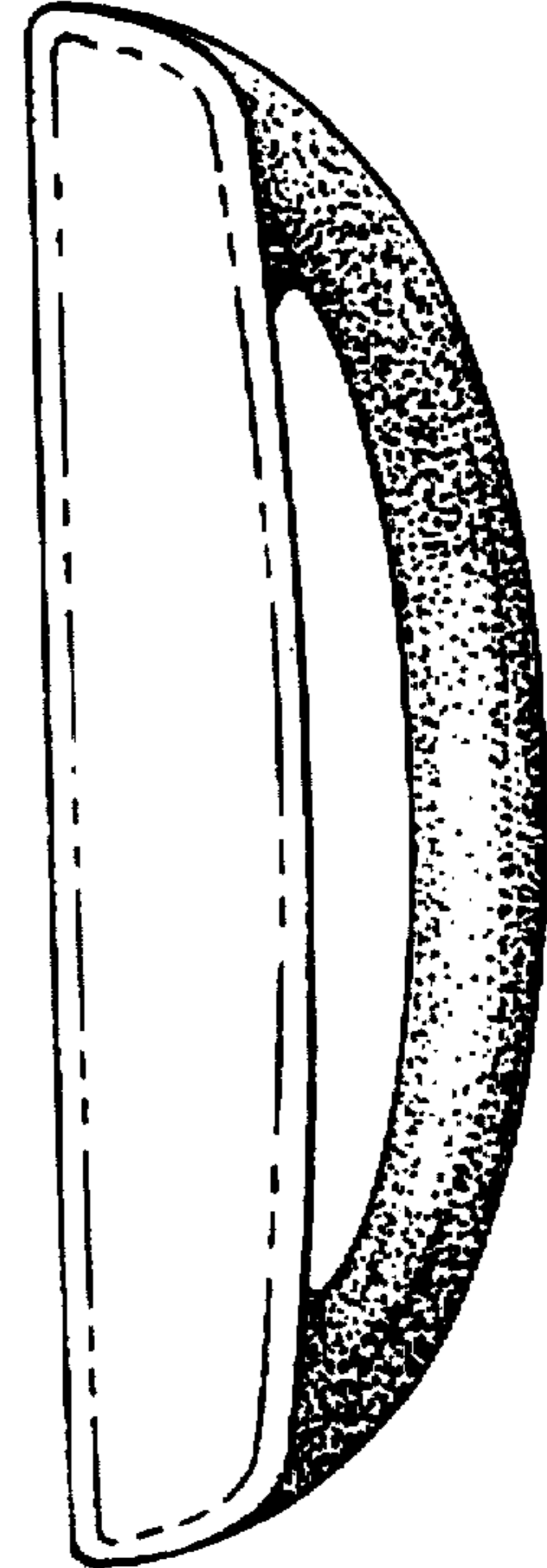


Fig. 10




Fig. 11