



US00D389721S

United States Patent [19]
Zemel

[11] **Patent Number:** **Des. 389,721**
[45] **Date of Patent:** ****Jan. 27, 1998**

[54] **HANDLE**

[75] **Inventor:** **Marc Zemel, Old Bethpage, N.Y.**

[73] **Assignee:** **Mr. Bar-B-Q-, Inc., Old Bethpage, N.Y.**

[**] **Term:** **14 Years**

[21] **Appl. No.:** **65,358**

[22] **Filed:** **Jan. 24, 1997**

[51] **LOC (6) Cl.** **08-06**

[52] **U.S. Cl.** **D8/300; D3/316; D8/306; D9/434**

[58] **Field of Search** **D8/300, 306; D3/315, D3/316; D9/434; 294/137, 170, 171; 16/114 B**

[56] **References Cited**

U.S. PATENT DOCUMENTS

D. 325,156	4/1992	Sweeny	D9/434
D. 361,934	9/1995	Croteau	D9/434
4,791,702	12/1988	McVey	16/114 B
4,932,702	6/1990	Sweeny	294/171
4,982,989	1/1991	Sweeny	

OTHER PUBLICATIONS

Mr. Bar-B-Q EZ Carry Handle Blister Card Copyright 1994.

Primary Examiner—B. J. Bullock
Attorney, Agent, or Firm—Natter & Natter

[57] **CLAIM**

The ornamental design for a handle, as shown and described.

DESCRIPTION

FIG. 1 is a perspective view of a handle showing my new design;

FIG. 2 is a bottom view thereof;

FIG. 3 is a top plan view thereof;

FIG. 4 is a side elevational view thereof; and,

FIG. 5 is an end view thereof.

The side not illustrated is identical to the side illustrated in FIG. 4 and the end not illustrated is identical to the end illustrated in FIG. 5.

The broken line showing of a strap which is partially shown in all figures and of the screw fasteners in FIG. 2 is for illustrative purposes only and forms no part of the claimed design.

1 Claim, 2 Drawing Sheets

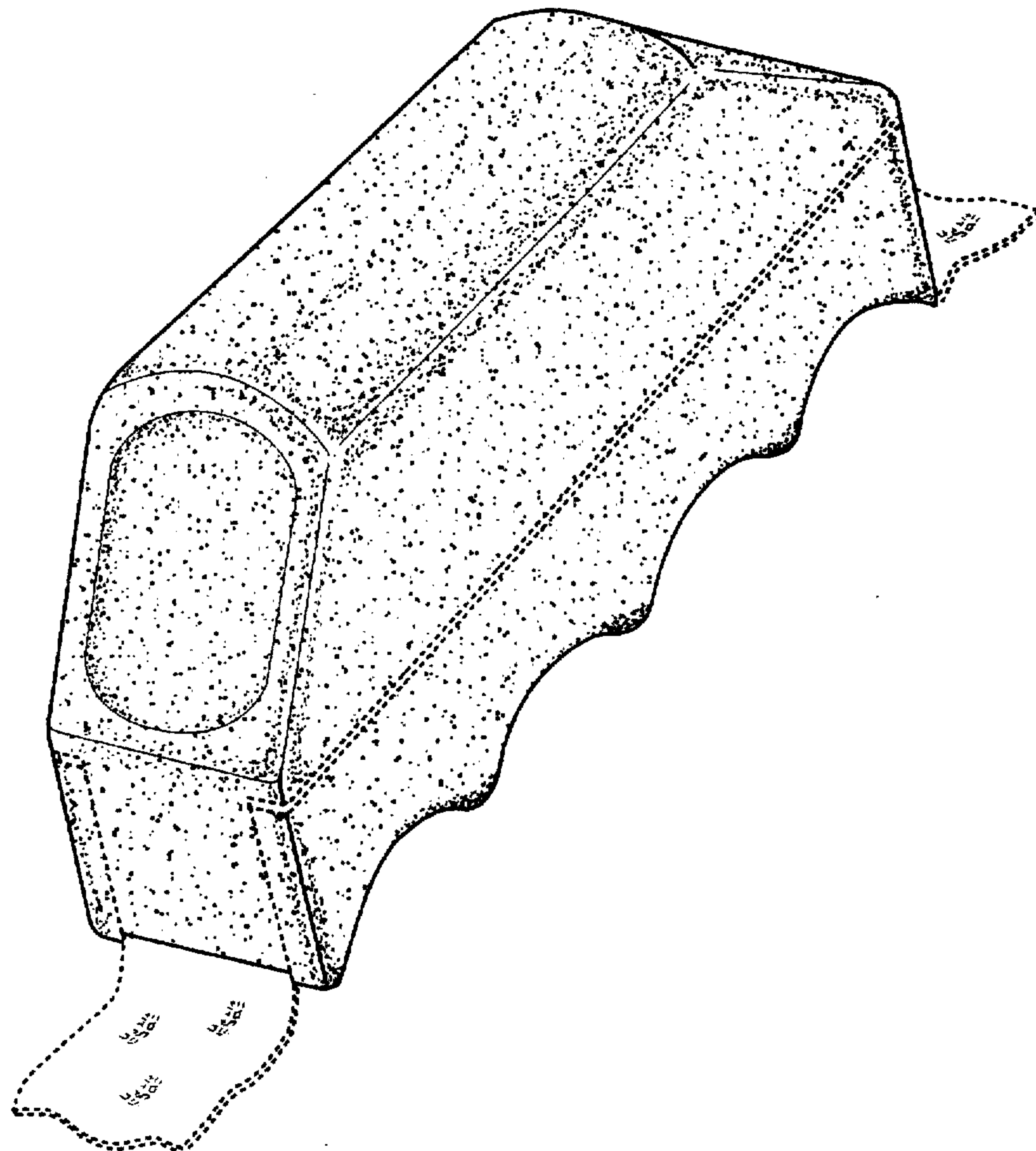


Fig. 1

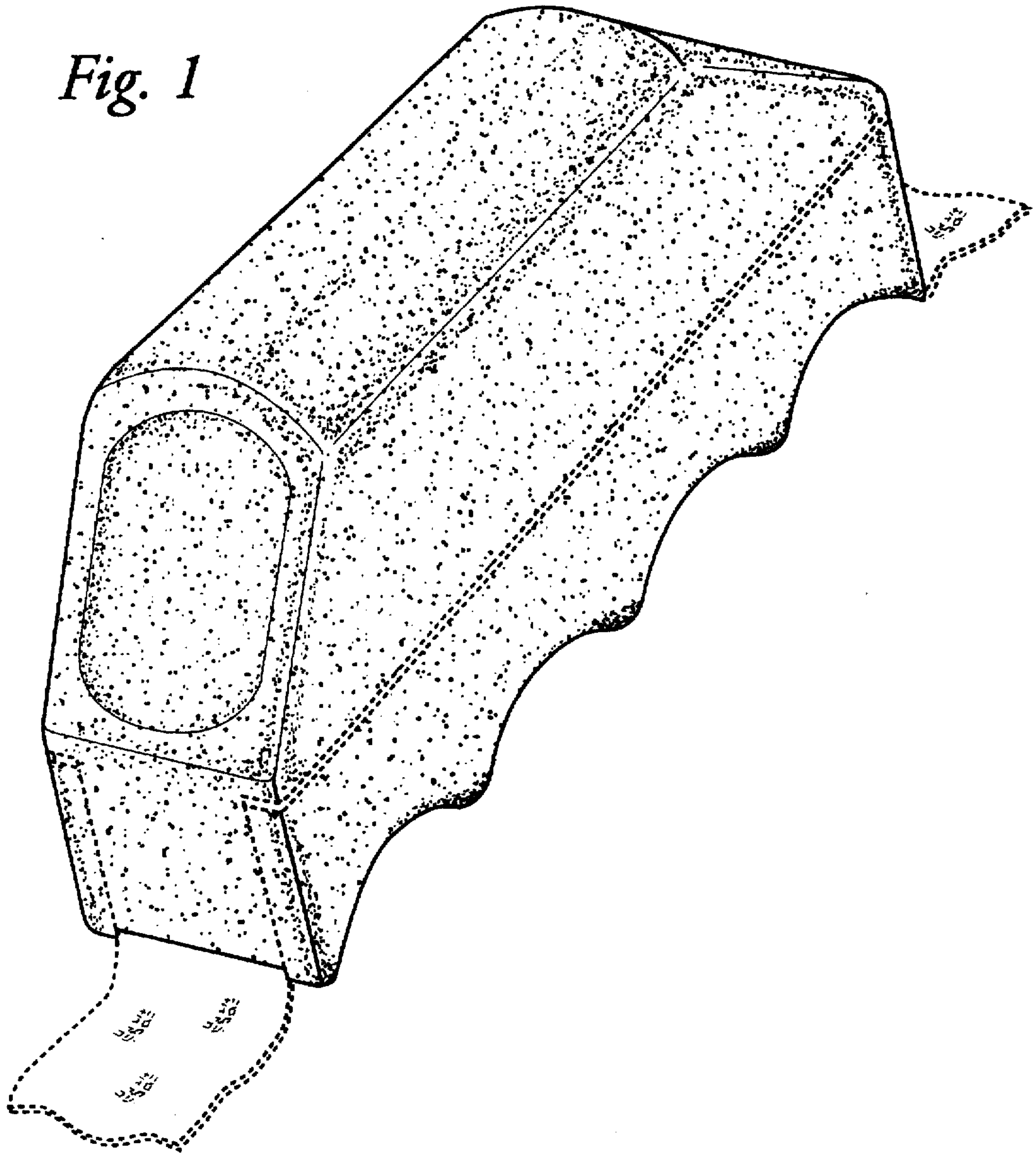


Fig. 2



Fig. 3



Fig. 4




Fig. 5

