



US00D389702S

# United States Patent [19]

Graebe et al.

[11] Patent Number: **Des. 389,702**

[45] Date of Patent: **\*\*Jan. 27, 1998**

## [54] CELLULAR SEAT CUSHION

[75] Inventors: **Robert H. Graebe**, 7 Persimmon Ridge Dr., Belleville, Ill. 62223; **Stephen E. Faist**, Swansea, Ill.

[73] Assignee: **Robert H. Graebe**, Belleville, Ill.

[\*\*] Term: **14 Years**

[21] Appl. No.: **67,448**

[22] Filed: **Feb. 27, 1997**

### Related U.S. Application Data

[63] Continuation-in-part of Ser. No. 64,492, Jan. 2, 1997.

[51] LOC (6) Cl. .... **06-09**

[52] U.S. Cl. .... **D6/601; D6/604**

[58] Field of Search ..... **D6/595-599, 601-605, D6/382, 383; 5/630, 636, 417-420, 706, 652, 653, 655, 655.3, 656, 901, 902, 907**

### [56] References Cited

#### U.S. PATENT DOCUMENTS

D. 329,566	9/1992	Davidson, Jr. ....	D6/601
D. 340,379	10/1993	Cain .	
D. 353,967	1/1995	Moore .....	D6/604
D. 368,399	4/1996	Buffon .	
D. 375,863	11/1996	Bigolin .....	D6/601
674,451	5/1901	Bunker .	
2,082,151	6/1937	De Poix .	
4,422,194	12/1983	Viesturs et al. ....	5/654 X
4,504,089	3/1985	Calvert et al. .	
5,111,544	5/1992	Graebe .	

5,203,607	4/1993	Landi .	
5,280,993	1/1994	Hsh .	
5,318,344	6/1994	Wang .	
5,369,828	12/1994	Graebe .	
5,402,545	4/1995	Jolley .	
5,459,896	10/1995	Raburn et al. ....	5/653

### OTHER PUBLICATIONS

Wind-Tech Engineering Bulletin Introducing the Jetstream.  
Mustang Motorcycle Products Ad for Airlift Seat System.  
XZOTIC Cycle Products Ad for Pocket P-Pad.

*Primary Examiner*—Janice E. Seeger  
*Attorney, Agent, or Firm*—Polster, Lieder, Woodruff & Lucchesi, L.C.

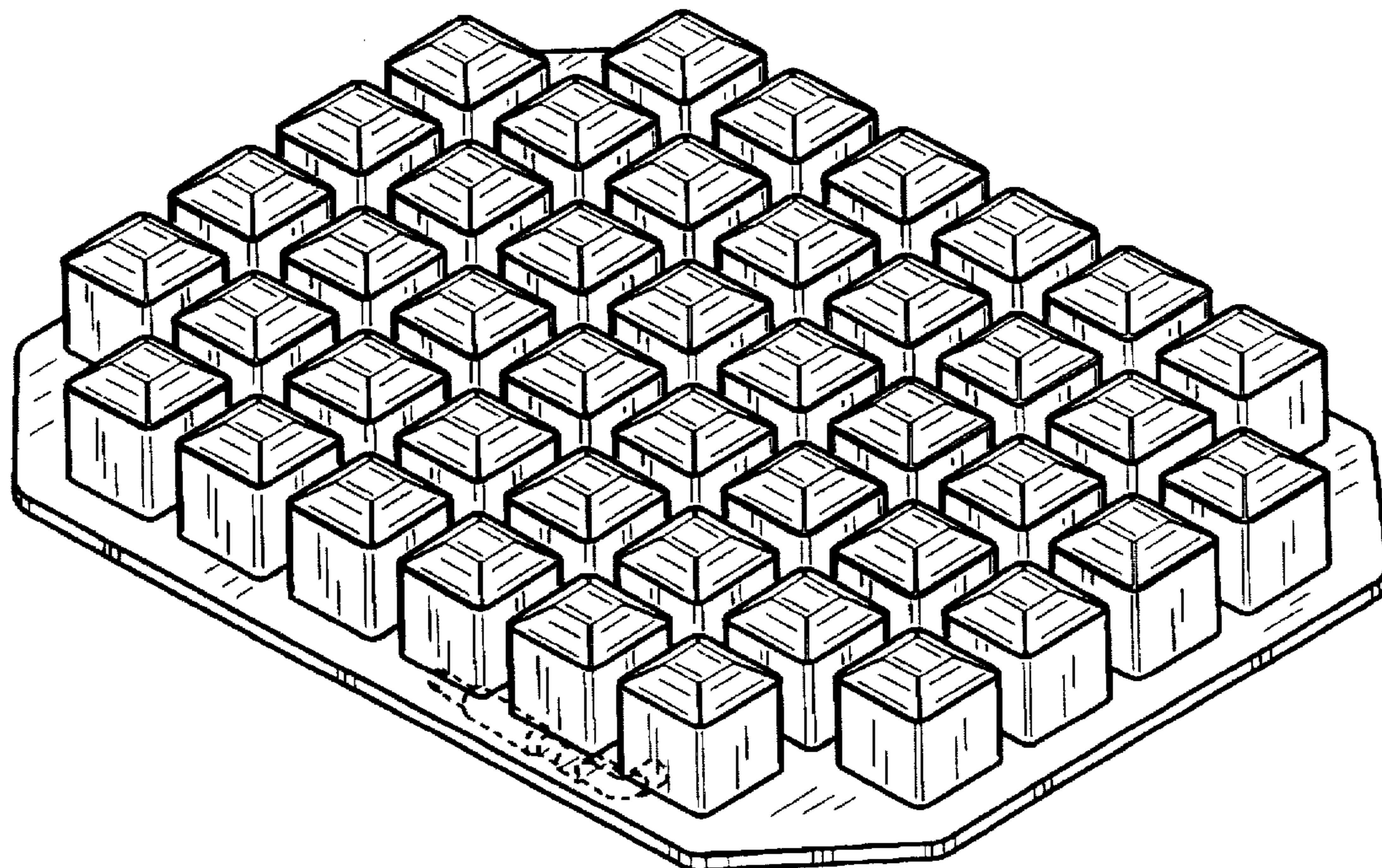
### [57] CLAIM

The ornamental design for a cellular seat cushion, as shown and described.

### DESCRIPTION

FIG. 1 is a perspective view of a cellular seat cushion, showing our new design; the fill valve and stem and retainer shown in broken lines for environmental purposes only and form no part of the claimed design;  
FIG. 2 is a top plan view of the cushion shown in FIG. 1;  
FIG. 3 is a bottom plan view, the retainer rivet shown in broken lines for environmental purposes only and forms no part of the claimed design;  
FIG. 4 is a left side elevational view;  
FIG. 5 is a right side elevational view;  
FIG. 6 is a front elevational view; and,  
FIG. 7 is a rear elevational view.

**1 Claim, 3 Drawing Sheets**



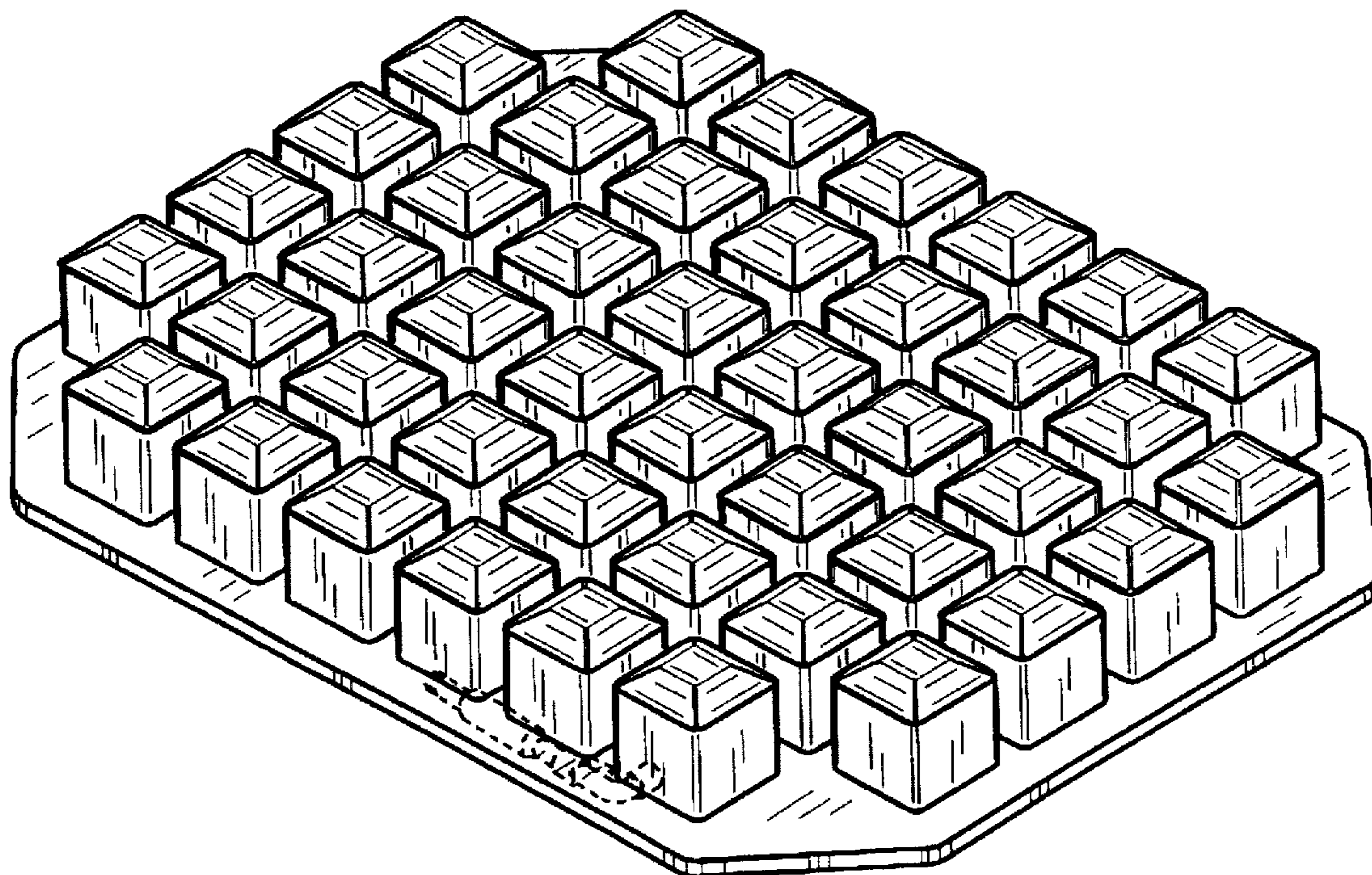


FIG. 1




FIG. 6

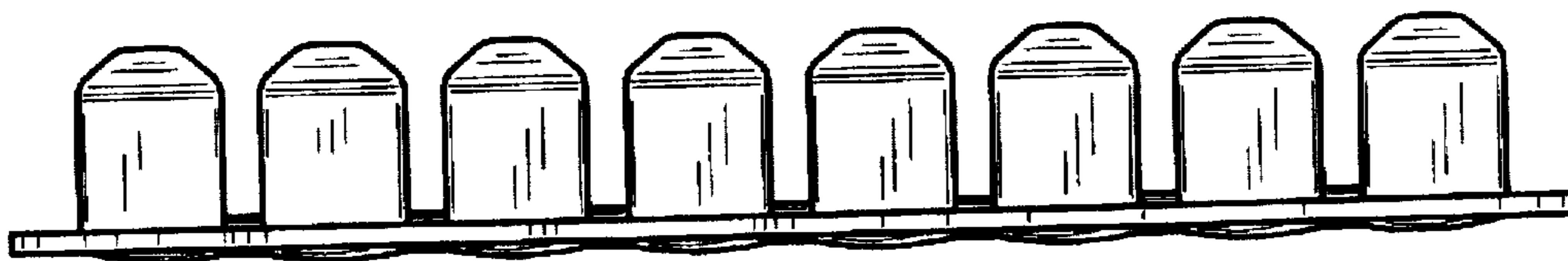


FIG. 7




FIG. 5




FIG. 2

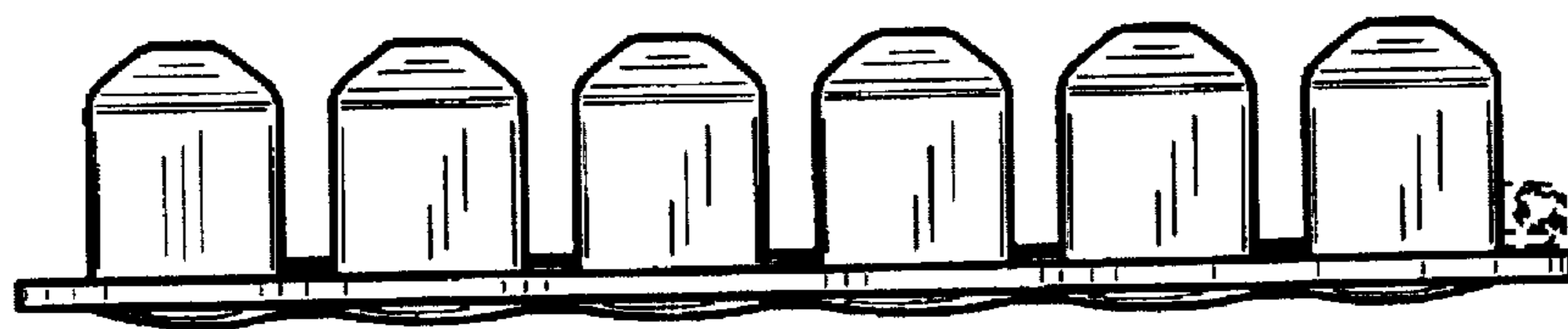


FIG. 4

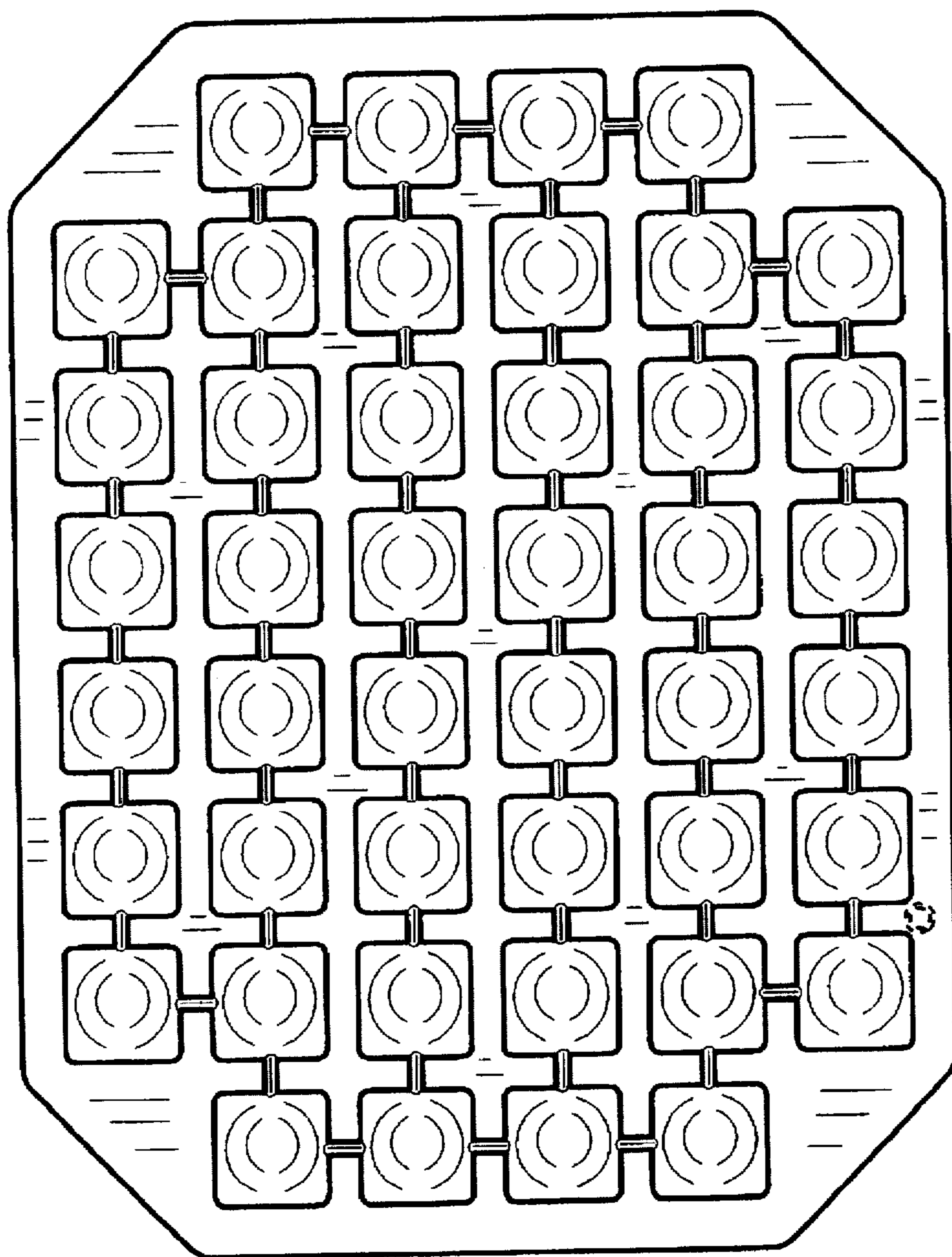


FIG. 3