



US00D389698S

United States Patent [19]

Cohen et al.

[11] Patent Number: **Des. 389,698**

[45] Date of Patent: ****Jan. 27, 1998**

[54] **HANDLE FOR KITCHEN TOOLS AND GADGETS**

[75] Inventors: **Milton L. Cohen**, Hewlett Bay Park; **Jeff Siegel**, Great Neck; **Adam Krent**, Brooklyn, all of N.Y.

[73] Assignee: **Lifetime Hoan Corporation**, Westbury, N.Y.

[**] Term: **14 Years**

[21] Appl. No.: **57,955**

[22] Filed: **Aug. 5, 1996**

[51] LOC (6) Cl. **07-99**

[52] U.S. Cl. **D7/401.2; D7/393; D7/394; D7/395**

[58] Field of Search **D7/393, 387, 394, D7/395, 664, 691, 649, 645, 653, 688, 683, 401.2, 693; D8/303, DIG. 4, 107; D16/110 R, 110 A; 220/912; 30/322**

[56] **References Cited**

U.S. PATENT DOCUMENTS

- D. 258,861 4/1981 Bratton et al. D7/387
- D. 273,076 3/1984 Bodfish D7/395
- D. 290,581 6/1987 Hughes D8/107 X
- D. 303,920 10/1989 Kandel D8/107 X

- D. 303,921 10/1989 Blochlinger et al. D8/107 X
- D. 326,793 6/1992 Ernster D7/395
- D. 353,976 1/1995 Perkins D7/693
- 4,197,611 4/1980 Bell et al. 16/116 R

OTHER PUBLICATIONS

handle #SN 70/s (top right) Hong Kong Enterprise, p. 247 Jan. 1985.

Primary Examiner—M. N. Pandozzi

Attorney, Agent, or Firm—Goodman & Teitelbaum, Esqs.

[57] **CLAIM**

The ornamental design for a handle for kitchen tools and gadgets, as shown and described.

DESCRIPTION

FIG. 1 is a perspective view of a handle for kitchen tools and gadgets, showing our new design;
 FIG. 2 is a top plan view thereof;
 FIG. 3 is a side elevational view of one side thereof;
 FIG. 4 is a bottom plan view thereof;
 FIG. 5 is a side elevational view of the other side thereof;
 FIG. 6 is a rear elevational view thereof; and,
 FIG. 7 is a front elevational view thereof.

The broken line showing of an upper portion of a fork in FIGS. 1 through 6 is for illustrative purposes only and forms no part of the claimed design.

1 Claim, 2 Drawing Sheets

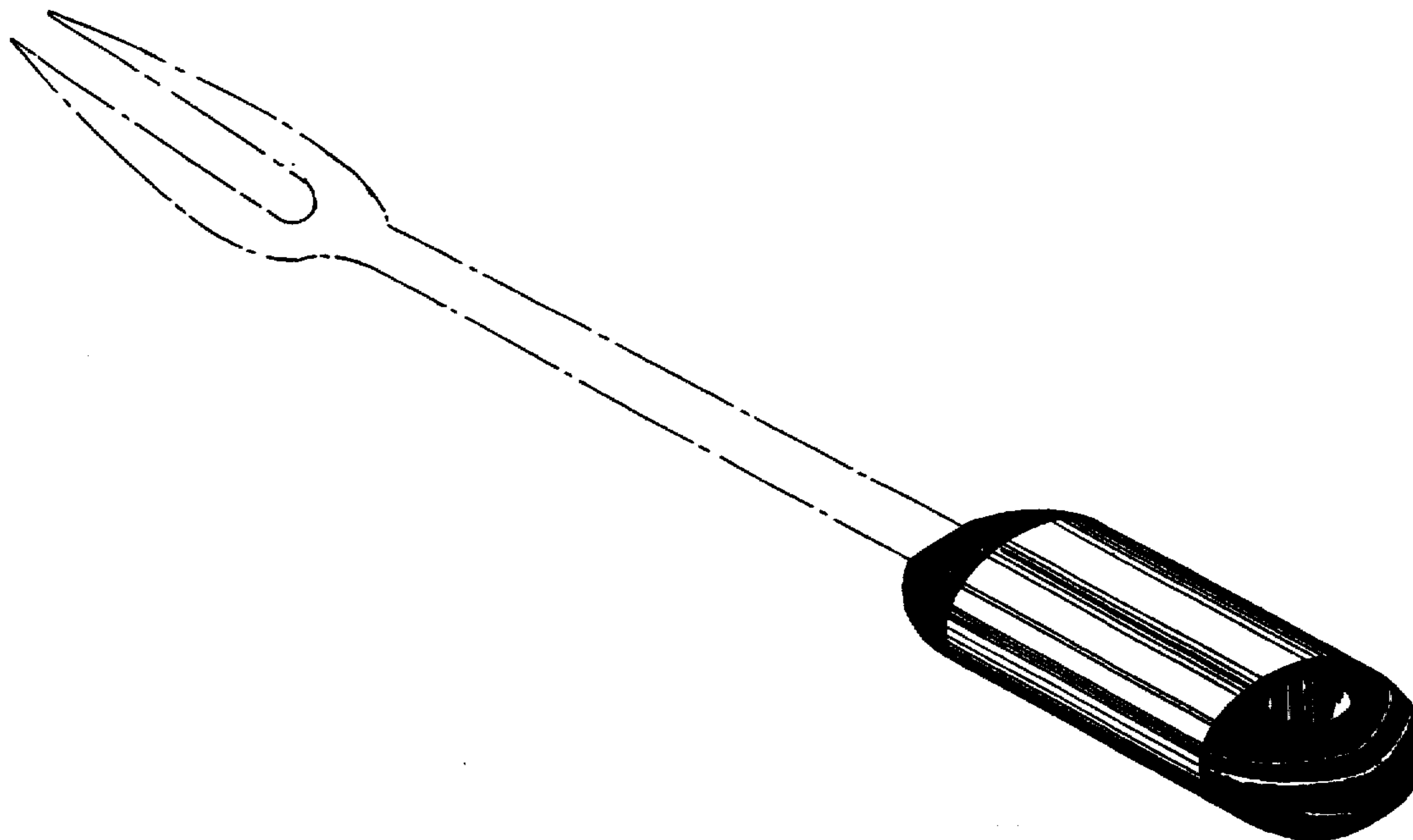


FIG. 6

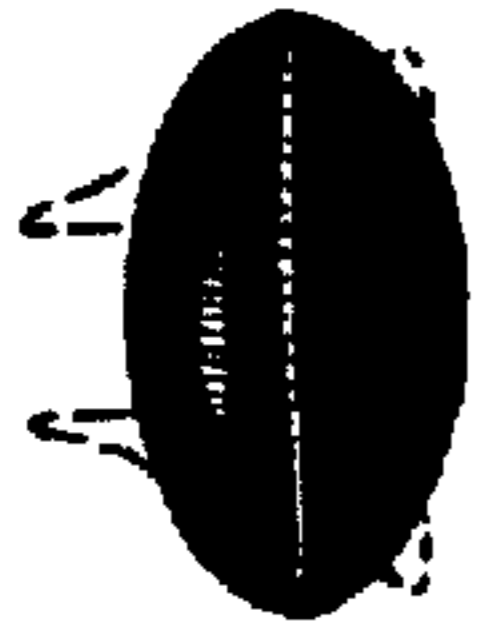


FIG. 1

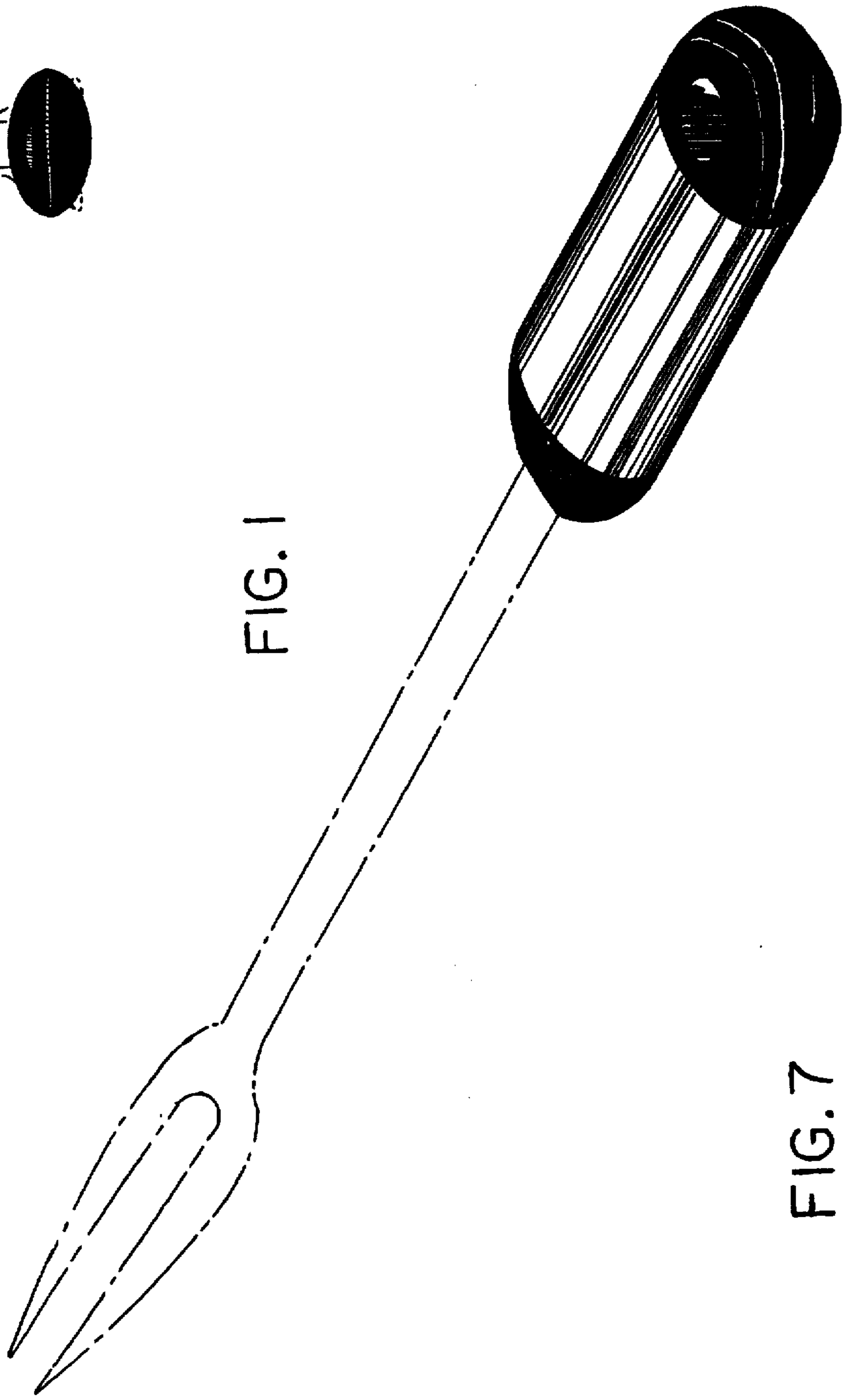
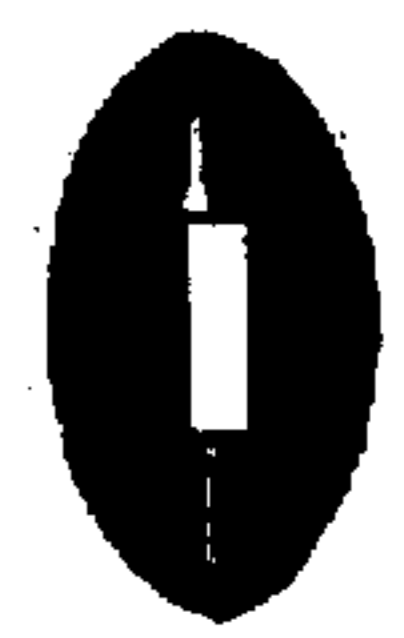


FIG. 7






FIG. 2



FIG. 3



FIG. 4




FIG. 5