



US00D389692S

United States Patent [19]

[11] Patent Number: **Des. 389,692**

Graebe et al.

[45] Date of Patent: ****Jan. 27, 1998**

[54] CELLULAR SEAT CUSHION

[75] Inventors: **Robert H. Graebe**, 7 Persimmon Ridge Dr., Belleville, Ill. 62223; **Stephen E. Faist**, Swansea, Ill.

5,318,344 6/1994 Wang .
5,369,828 12/1994 Graebe .
5,402,545 4/1995 Jolley .
5,459,896 10/1995 Raburn et al. 5/653

[73] Assignee: **Robert H. Graebe**, Belleville, Ill.

[**] Term: **14 Years**

OTHER PUBLICATIONS

Wind-Tech Engineering Bulletin Introducing the Jetstream.
Mustang Motorcycle Products Ad for Airlift Seat System.
Xzotic Cycle Products Ad for Pocket P-Pad.

[21] Appl. No.: **64,492**

[22] Filed: **Jan. 2, 1997**

Primary Examiner—Janice E. Seeger
Attorney, Agent, or Firm—Polster, Lieder, Woodruff & Lucchesi, L.C.

[51] LOC (6) Cl. **06-09**

[52] U.S. Cl. **D6/601; D6/604**

[58] Field of Search D6/595-599, 601-605,
D6/382, 383; 5/630, 636, 417-420, 706,
652, 653, 654, 655, 655.3, 656, 901, 902,
907

[57] CLAIM

The ornamental design for cellular seat cushion, as shown and described.

[56] References Cited

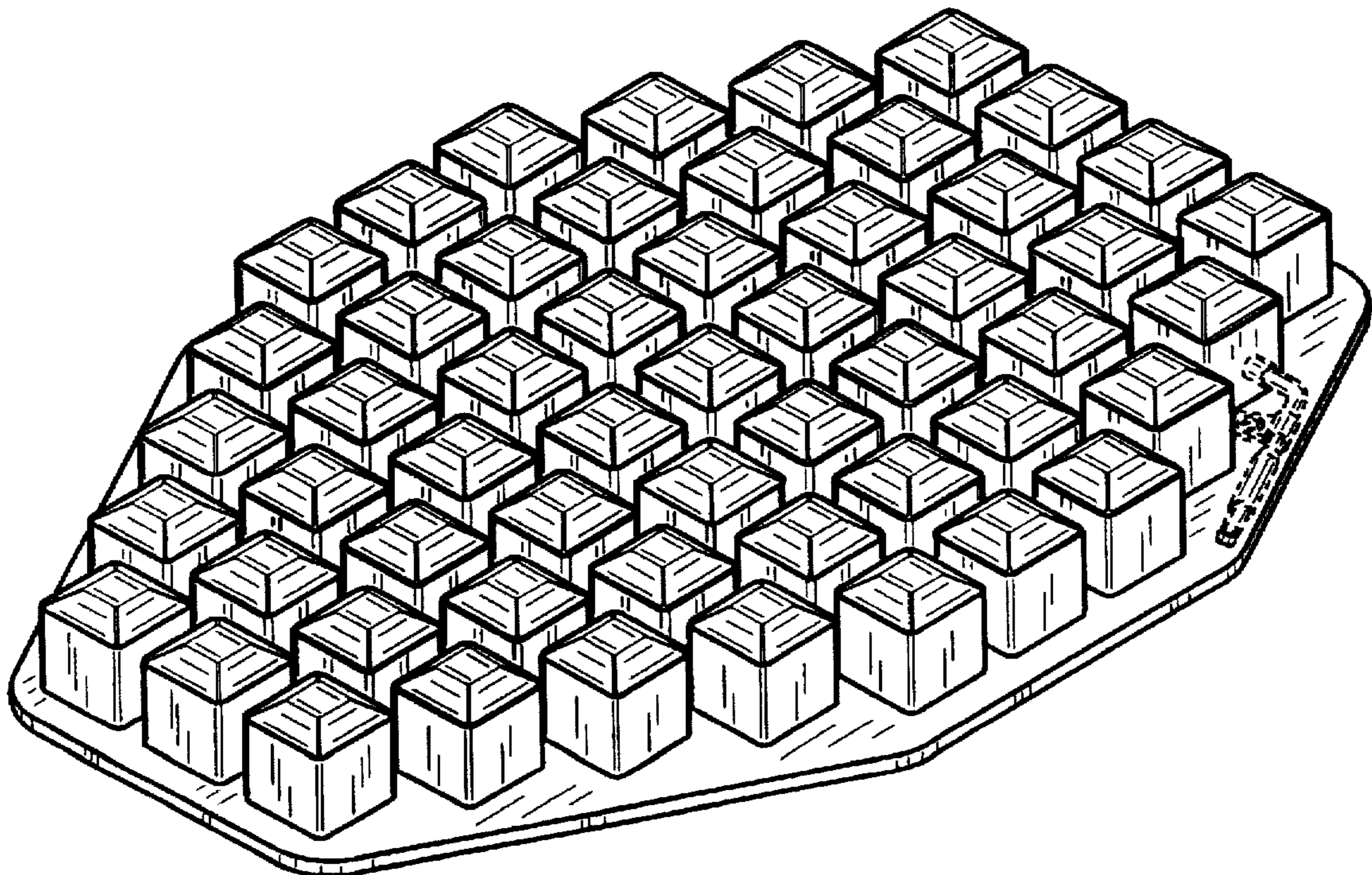
U.S. PATENT DOCUMENTS

D. 329,566	9/1992	Davidson, Jr.	D6/601
D. 340,379	10/1993	Cain .	
D. 353,967	1/1995	Moore	D6/604
D. 368,399	4/1996	Buffon .	
D. 375,863	11/1996	Bigolin	D6/601
674,451	5/1901	Bunker .	
2,082,151	6/1937	De Poix .	
4,422,194	12/1983	Viesturs et al.	5/654 X
4,504,089	3/1985	Calvert et al. .	
5,111,544	5/1992	Graebe .	
5,203,607	4/1993	Landi .	
5,280,993	1/1994	Hsh .	

DESCRIPTION

FIG. 1 is a perspective view of a cellular seat cushion, showing our new design; the fill valve and stem and retainer shown in broken lines for environmental purposes only and form no part of the claimed design;
FIG. 2 is a top plan view of the cushion shown in FIG. 1;
FIG. 3 is a bottom plan view, the retainer rivet shown in broken lines for environmental purposes only and forms no part of the claimed design;
FIG. 4 is a left side elevational view;
FIG. 5 is a right side elevational view;
FIG. 6 is a front elevational view; and,
FIG. 7 is a rear elevational view.

1 Claim, 3 Drawing Sheets



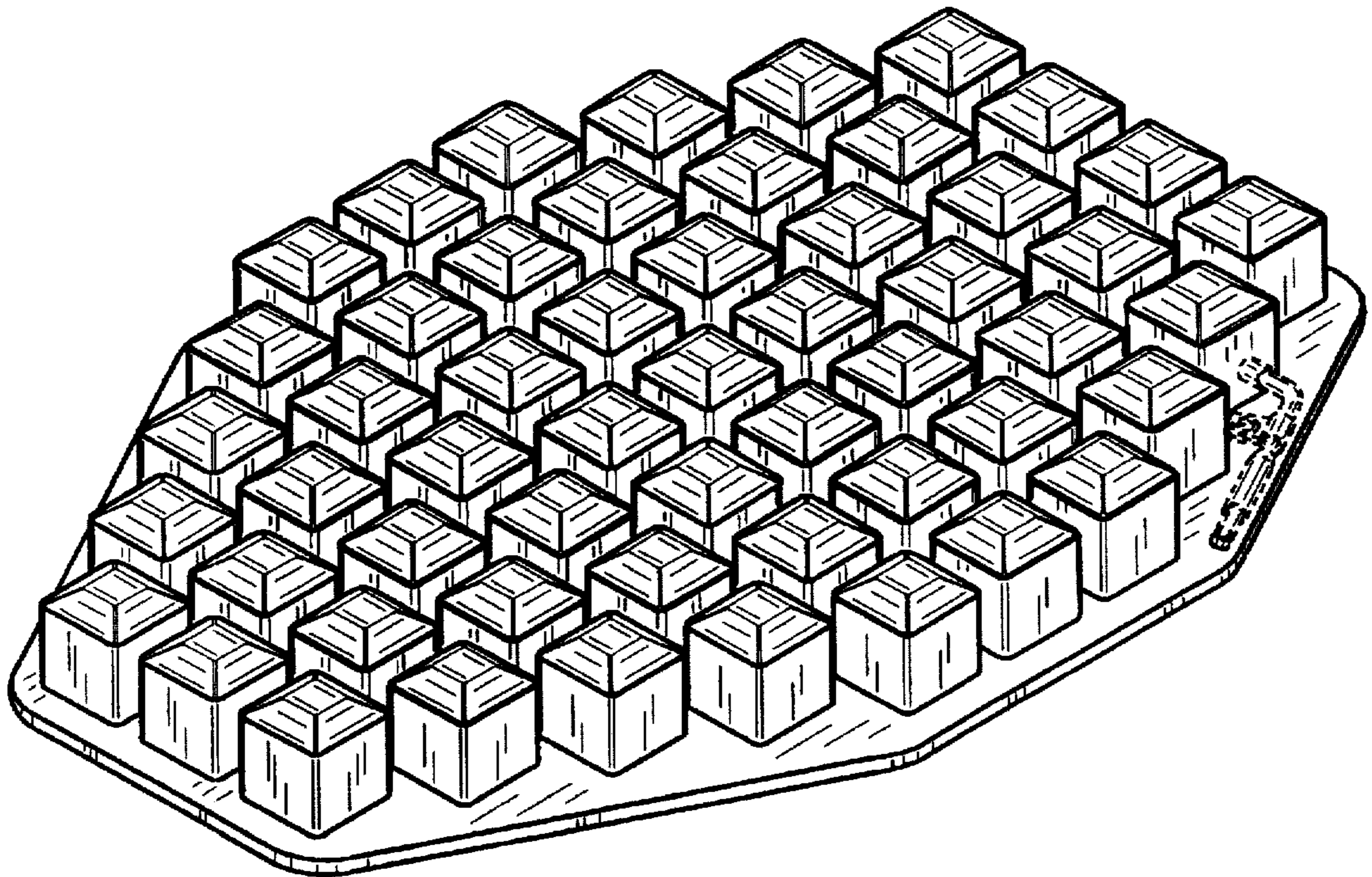


FIG. 1




FIG. 6

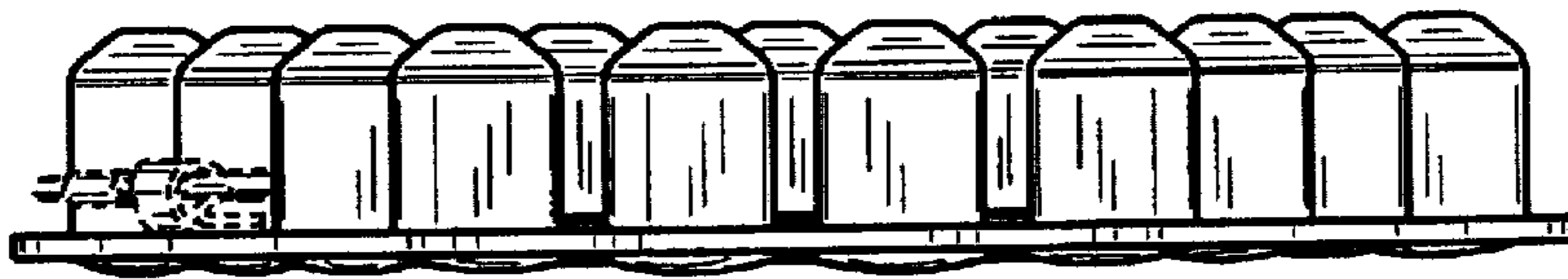


FIG. 7

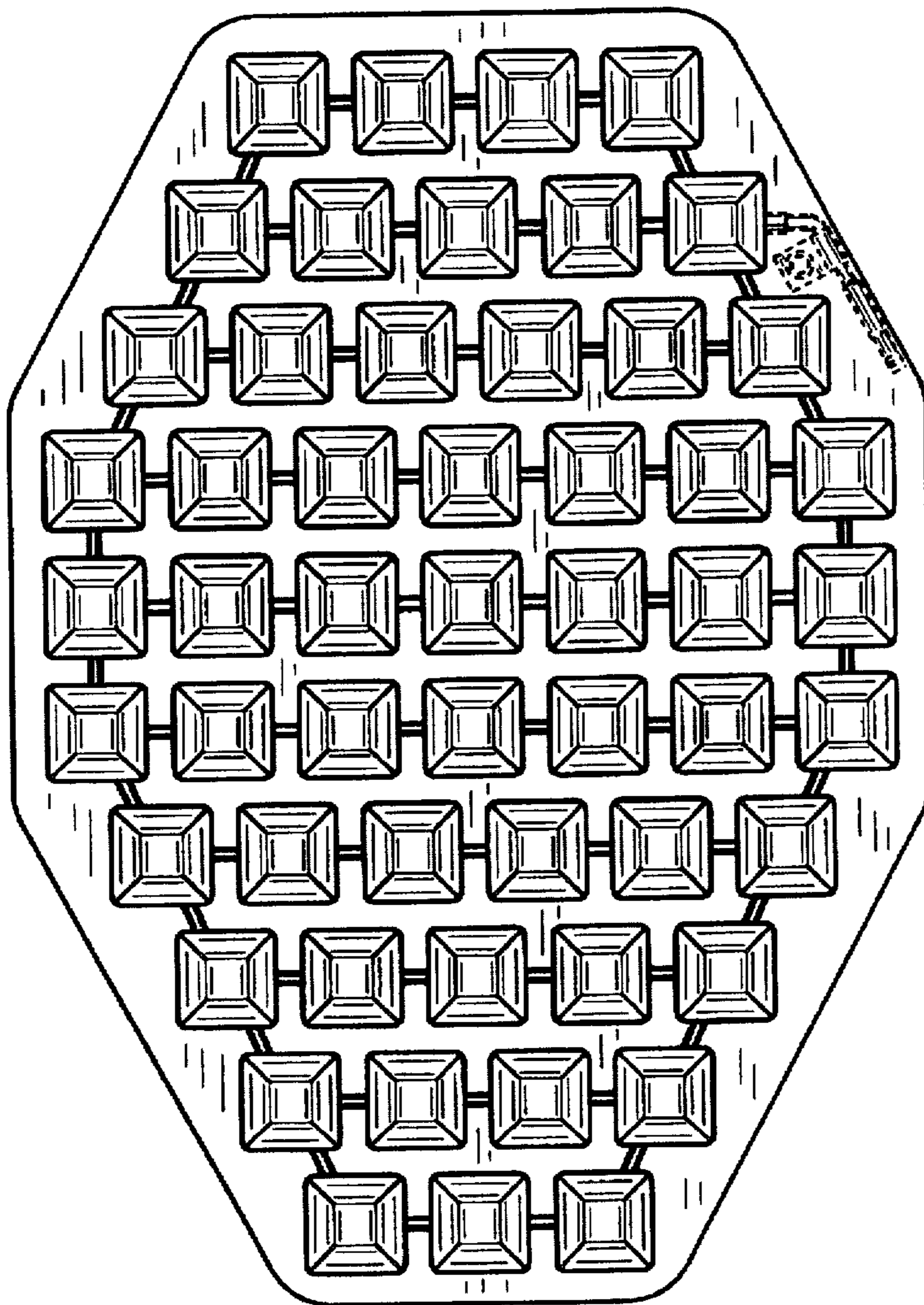


FIG. 2

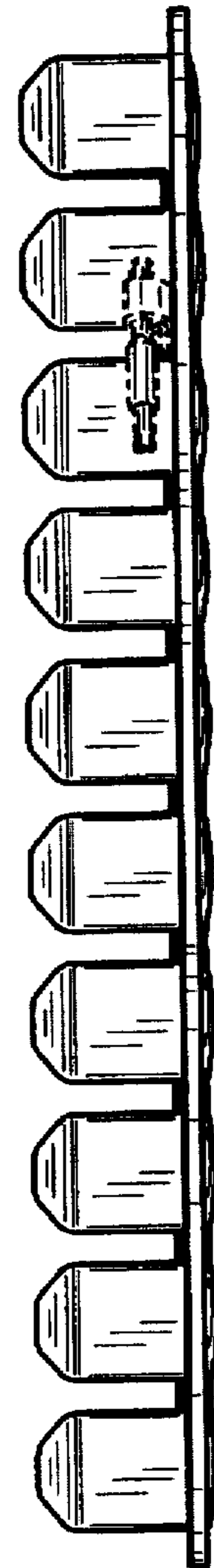


FIG. 5

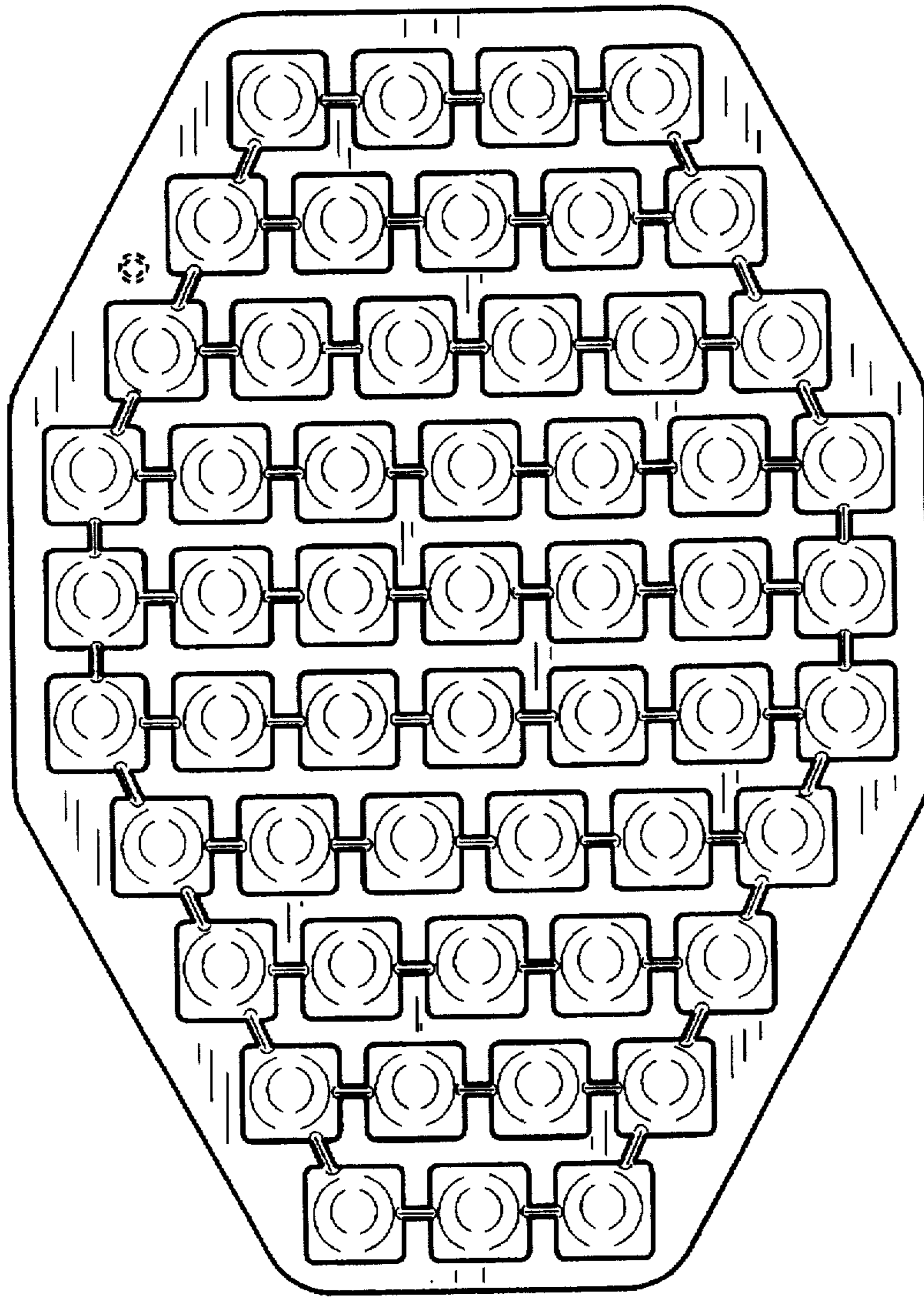


FIG. 3

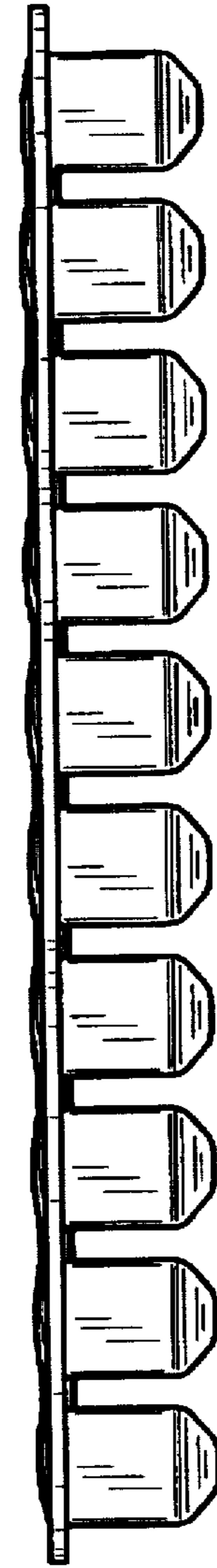


FIG. 4