



US00D389691S

# United States Patent [19]

[11] Patent Number: **Des. 389,691**

**Benedict et al.**

[45] Date of Patent: **\*\*Jan. 27, 1998**

[54] **PILLOW AND MEMORABILIA TRAYS FOR BURIAL CASKET**

*Primary Examiner*—Janice E. Seegar  
*Attorney, Agent, or Firm*—Wood, Herron & Evans, L.L.P.

[75] Inventors: **Dale G. Benedict**, Marysville; **Frank R. Wilgus**, Powell, both of Ohio

[57] **CLAIM**

The ornamental design for pillow and memorabilia trays for burial casket, as shown and described.

[73] Assignee: **Batesville Casket Company, Inc.**, Batesville, Ind.

**DESCRIPTION**

[\*\*] Term: **14 Years**

FIG. 1 is a perspective view of our new, original and ornamental design for the pillow and memorabilia trays for burial casket;

[21] Appl. No.: **51,091**

FIG. 2 is a top plan view of the pillow and memorabilia trays for burial casket of FIG. 1;

[22] Filed: **Mar. 4, 1996**

FIG. 3 is an end elevational view of one end of the pillow and memorabilia trays for burial casket of FIG. 1;

[51] LOC (6) Cl. .... **06-09**

[52] U.S. Cl. .... **D6/601; D99/8**

[58] Field of Search ..... D6/595, 596, 597, D6/601, 604, 605; D99/8, 10; 5/636, 639, 652-654, 637, 640; 27/13, 19

FIG. 4 is a side elevational view of one side of the pillow and memorabilia trays for burial casket of FIG. 1, the other side elevational view being a mirror image thereof;

FIG. 5 is an end elevational view of the other end of the pillow and memorabilia trays, for burial casket of FIG. 1;

[56] **References Cited**

**U.S. PATENT DOCUMENTS**

D. 236,764	9/1975	Wettering .	
D. 236,765	9/1975	Wettering .	
D. 295,248	4/1988	Sommerfield et al. ....	D6/611
D. 327,196	6/1992	Erker Jr., et al. ....	5/639
3,334,392	8/1967	White .....	27/19
4,312,104	1/1982	Baker et al. .	
4,337,556	7/1982	Winburn et al. .	
4,357,741	11/1982	Winburn et al. .	
4,457,054	7/1984	Craft et al. .	
5,153,960	10/1992	Ritter et al. .	
5,216,770	6/1993	Holt .....	5/639

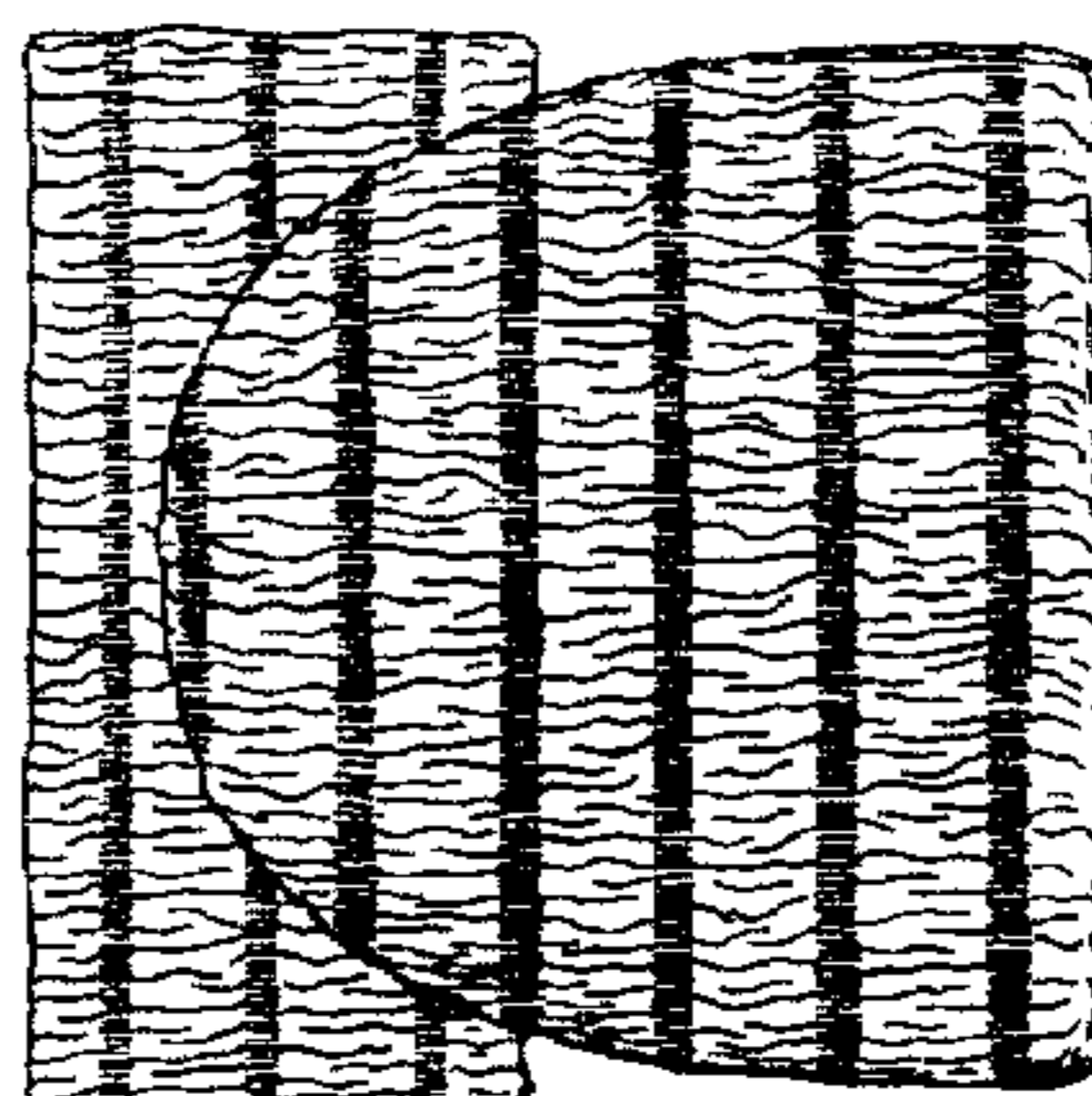
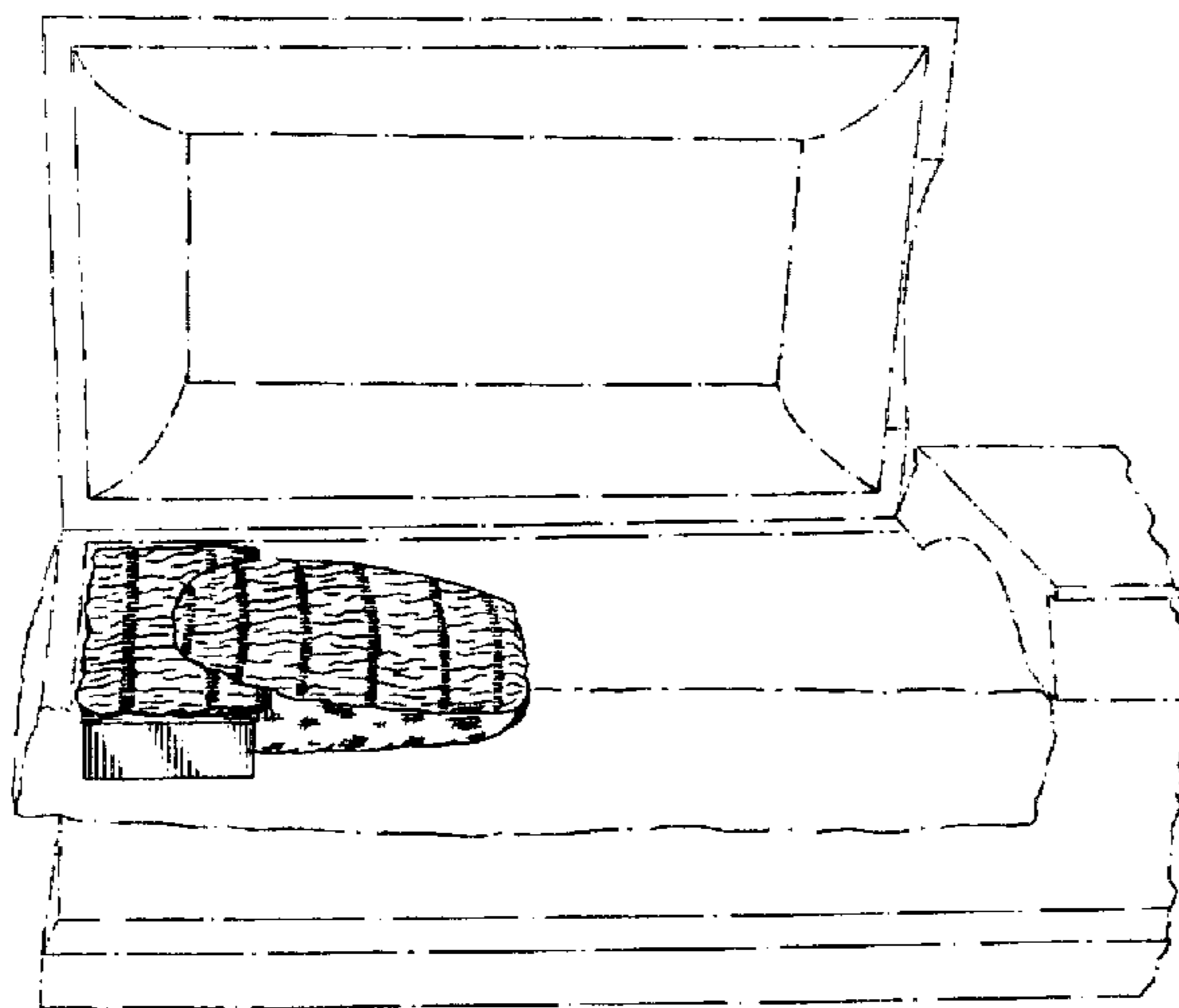
FIG. 6 is a bottom plan view of the pillow and memorabilia trays for burial casket of FIG. 1;

FIG. 7 is a top plan view of a second embodiment of our new design; and,

FIG. 8 is an end elevational view of the pillow and memorabilia trays for burial casket of FIG. 7.

The broken lines are for environmental purposes only and form no part of the claimed design.

**1 Claim, 2 Drawing Sheets**



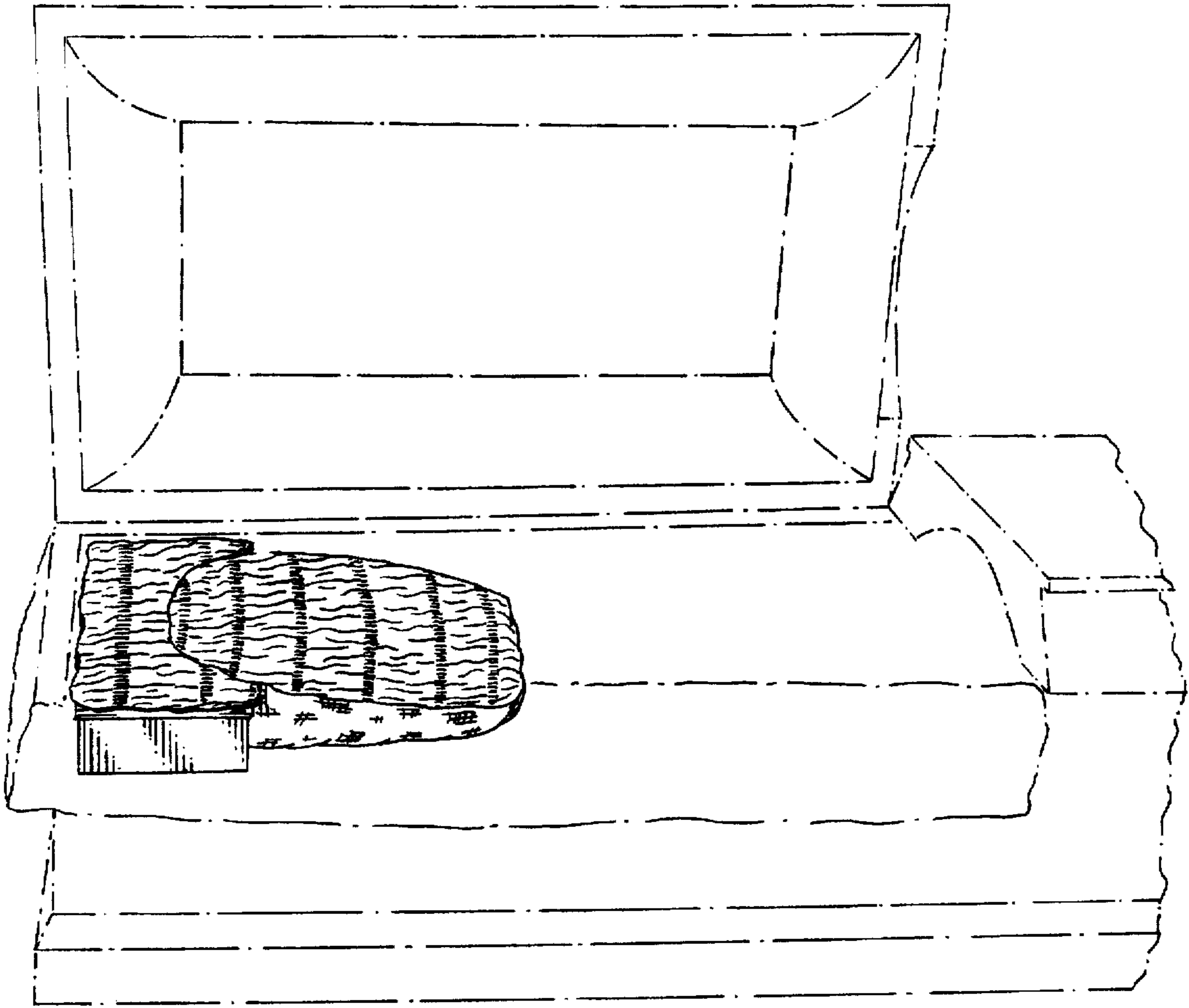


FIG. 1

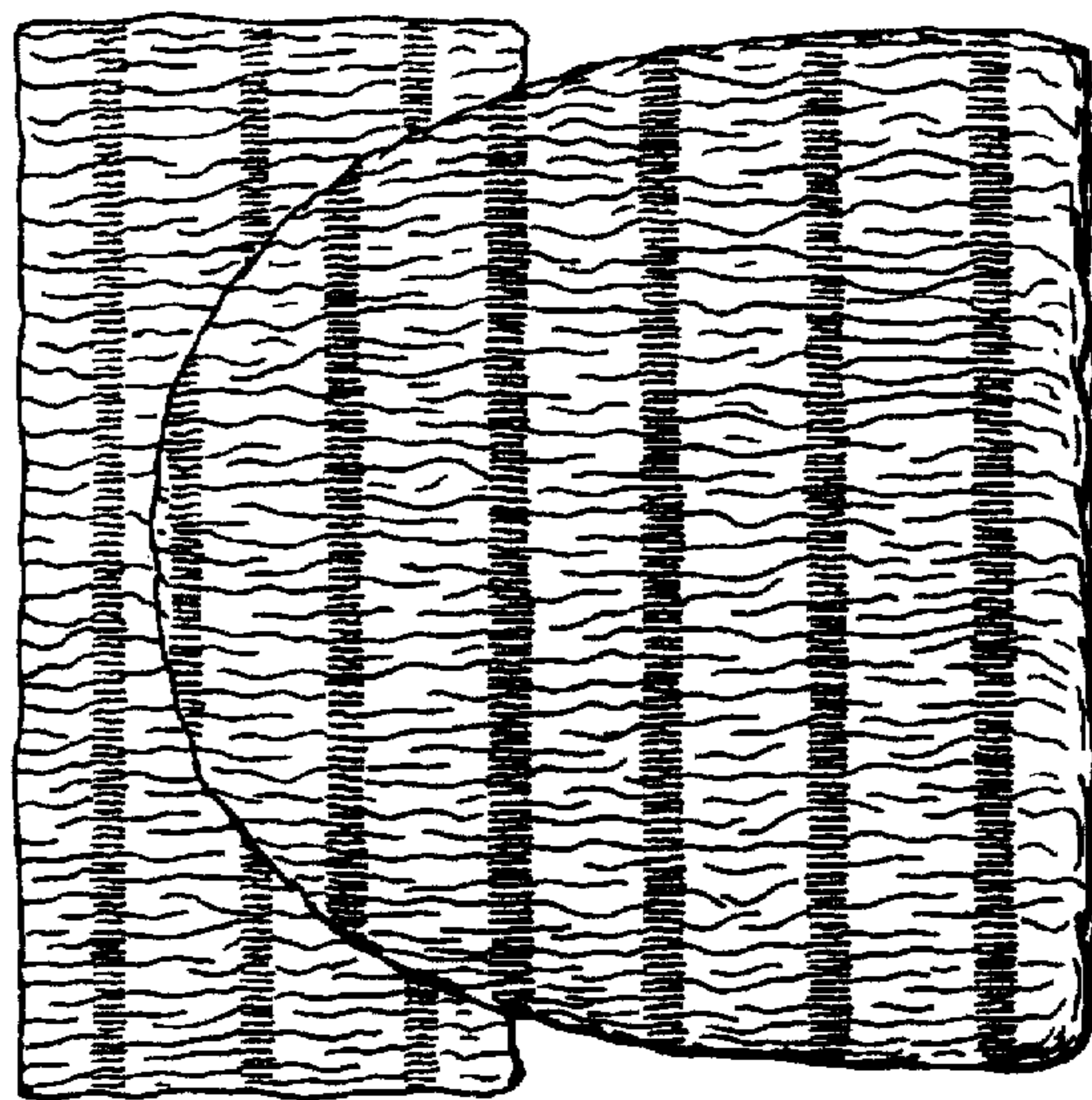


FIG. 2




FIG. 3



FIG. 4



FIG. 5

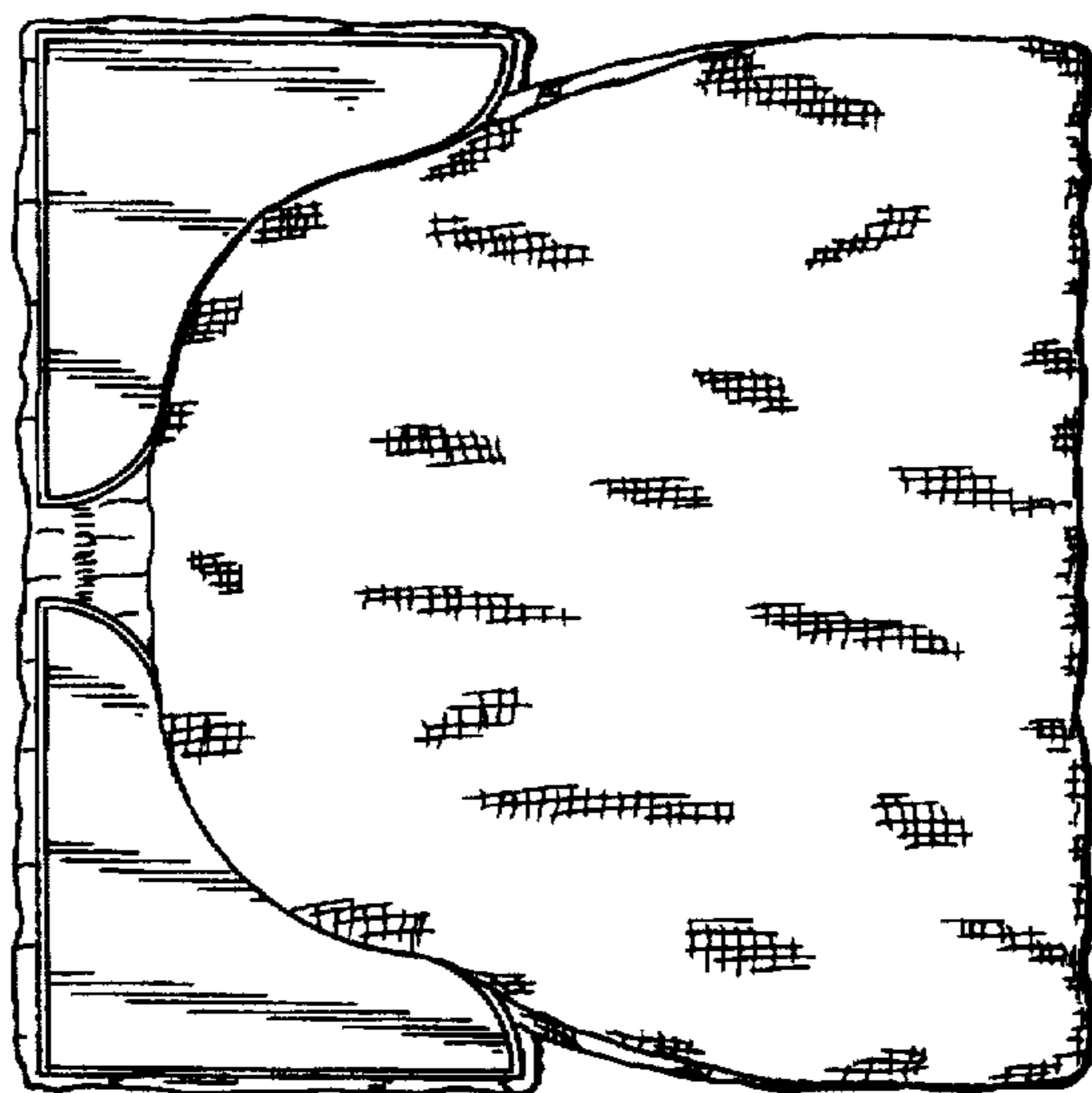


FIG. 6

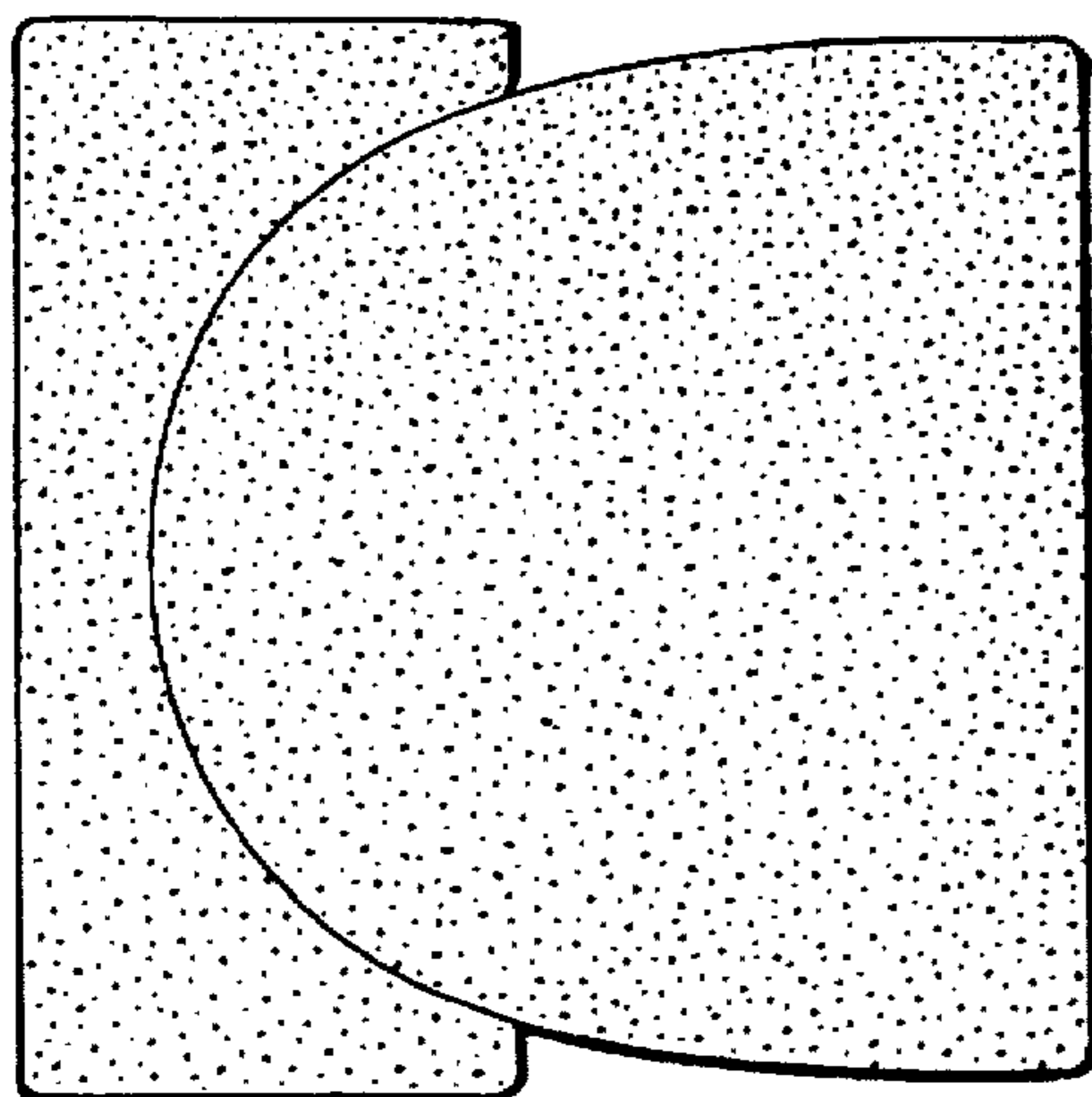


FIG. 7



FIG. 8