



US00D389688S

United States Patent [19]

[11] Patent Number: **Des. 389,688**

Iacono

[45] Date of Patent: ****Jan. 27, 1998**

[54] SPORTSBALL WALL RACK

[76] Inventor: **Tobi A. Iacono**, 7310 Graves Rd., Cincinnati, Ohio 45243

[**] Term: **14 Years**

[21] Appl. No.: **62,272**

[22] Filed: **Nov. 12, 1996**

[51] LOC (6) Cl. **08-08**

[52] U.S. Cl. **D6/552; D6/566**

[58] Field of Search D6/552, 553, 566, D6/567, 569, 570; 211/10, 13, 14, 30, 32, 86, 87, 181; 248/175, 176.1, 302, 309.1, 312, 314

- 4,002,241 1/1977 Parrilla, Sr. .
- 4,106,736 8/1978 Becker, III et al. 248/302 X
- 4,561,547 12/1985 Estwanik, III .
- 4,598,891 7/1986 Hanert .
- 4,854,456 8/1989 Lee .
- 4,936,467 6/1990 Bobeczko .
- 5,203,462 4/1993 Brooks .
- 5,209,359 5/1993 Arnold .

Primary Examiner—Brian N. Vinson
Attorney, Agent, or Firm—Charles R. Wilson

[57] CLAIM

The ornmental design for a sportsball wall rack, as shown and described.

DESCRIPTION

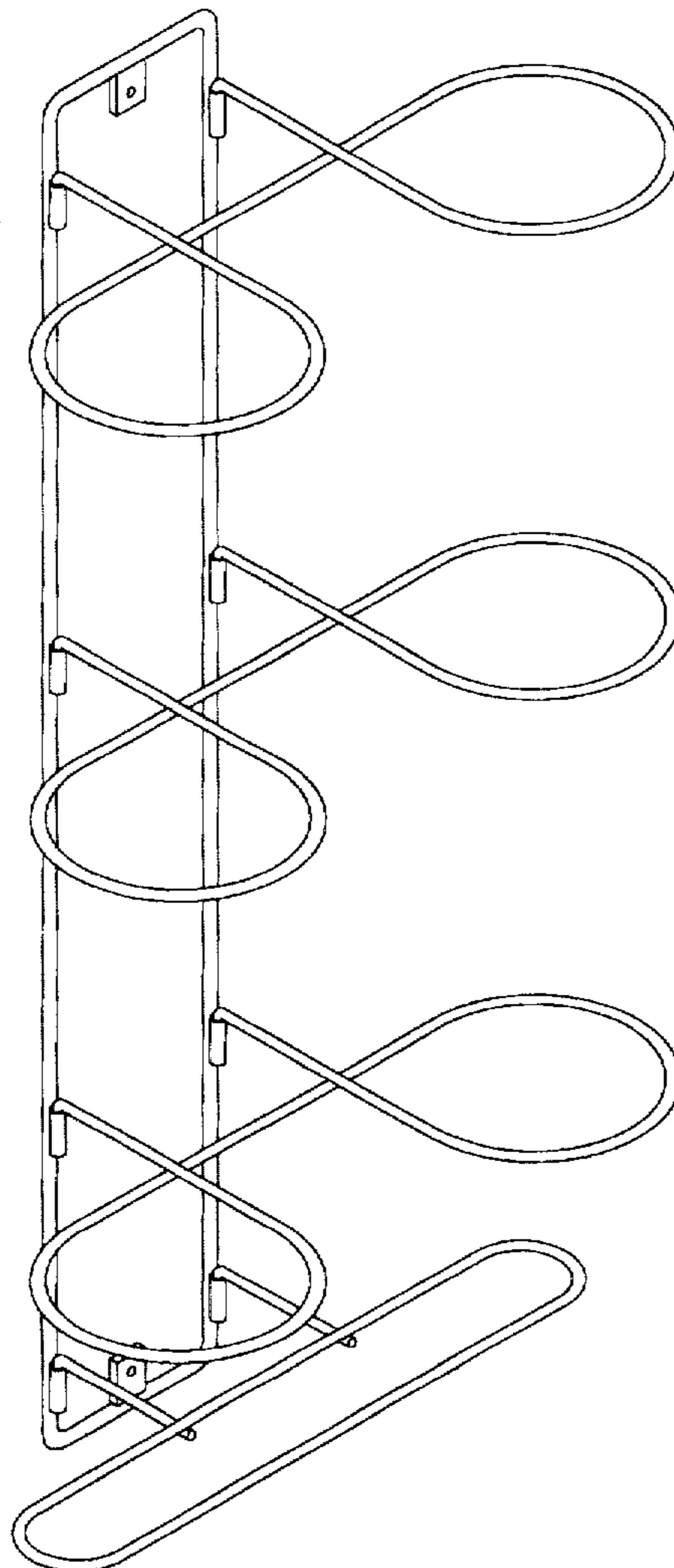
FIG. 1 is a perspective view of a sportsball wall rack; FIG. 2 is an elevational front view thereof; FIG. 3 is an elevational back view thereof; FIG. 4 is an elevational side view thereof, the view from the opposite side being a mirror image; FIG. 5 is a top plan view thereof; and, FIG. 6 is a bottom plan view thereof.

1 Claim, 5 Drawing Sheets

[56] References Cited

U.S. PATENT DOCUMENTS

- D. 186,833 12/1959 Nadel D6/566
- D. 200,943 4/1965 Bleack D6/566
- D. 242,315 11/1976 Arnett D6/566
- D. 248,809 8/1978 Kailey .
- D. 314,111 1/1991 Ohno D6/552



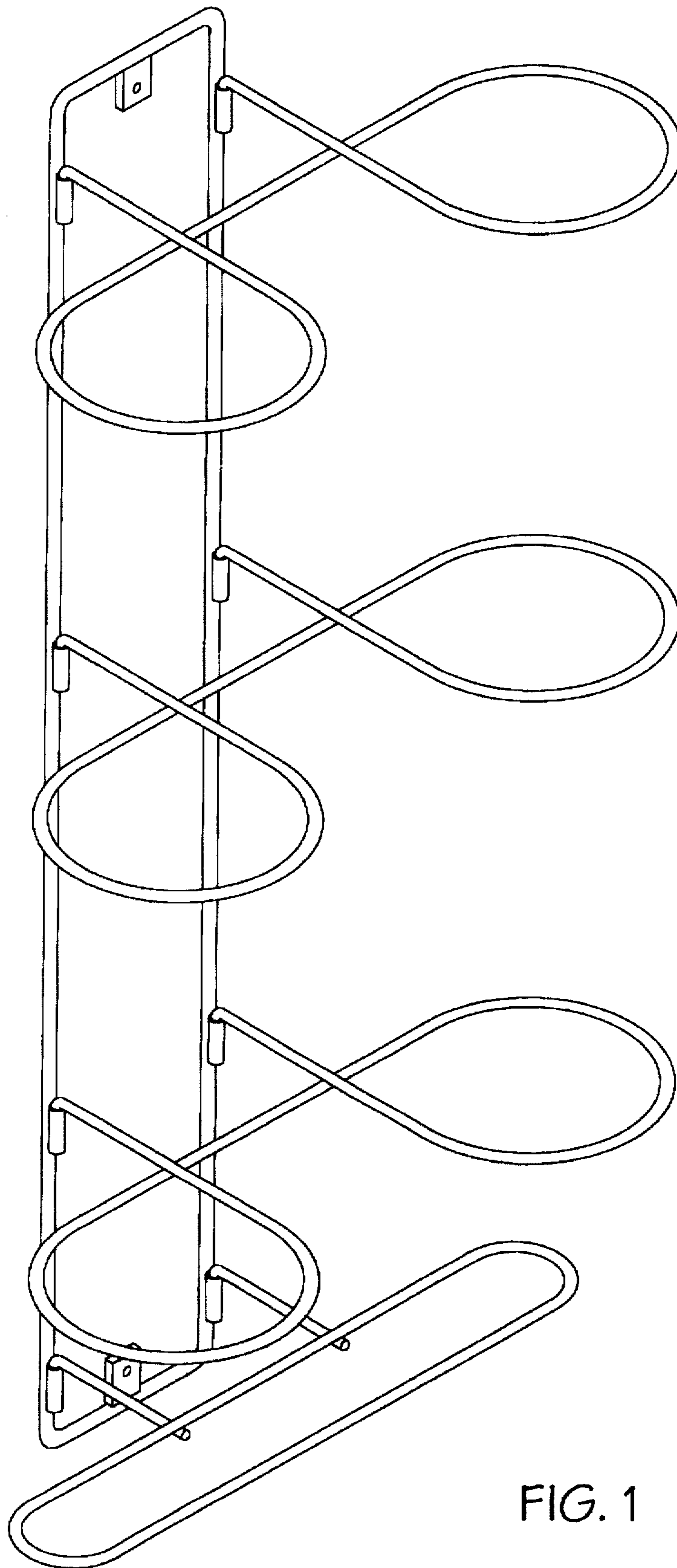


FIG. 1

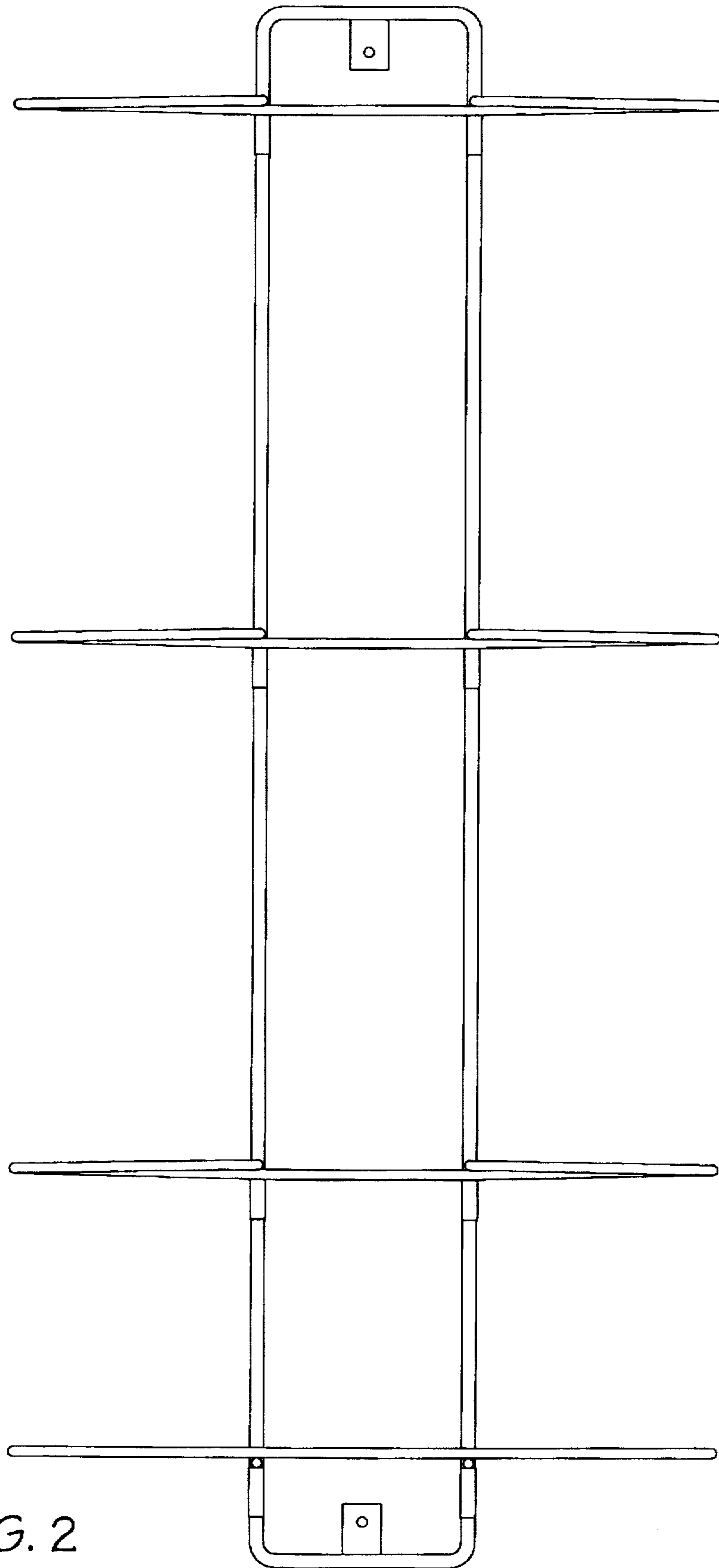


FIG. 2




FIG. 3




FIG. 4

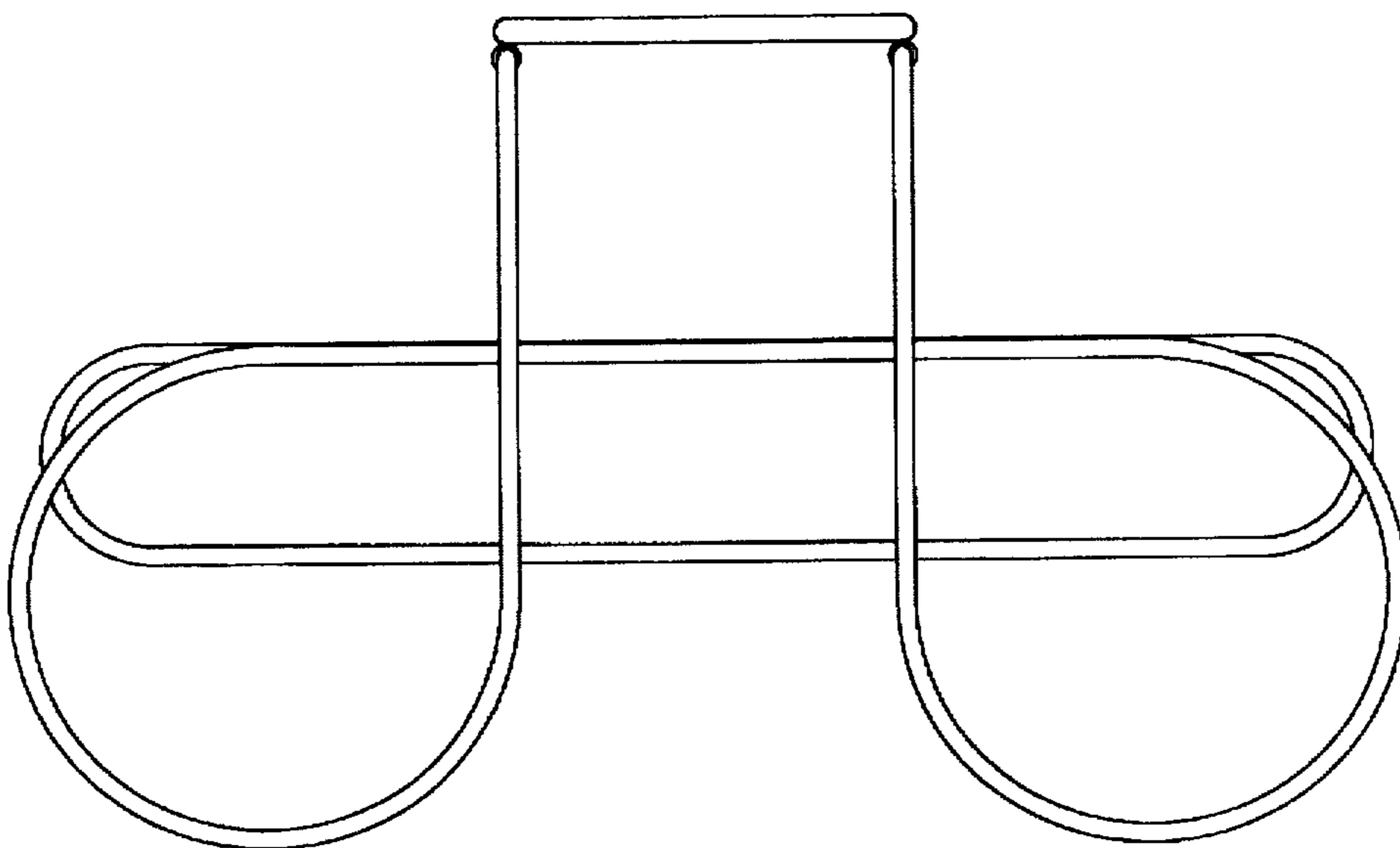


FIG. 5




FIG. 6