



US00D389656S

United States Patent [19]

Connor et al.

[11] Patent Number: **Des. 389,656**

[45] Date of Patent: ****Jan. 27, 1998**

[54] **FLOOR DISPLAY STAND**

D. 279,442 7/1985 Silver D6/478
5,322,172 6/1994 Maglione 211/132

[76] Inventors: **Wilton M. Connor**, 1133 Queens Rd., Charlotte, N.C. 28207; **Gregory R. Buchanan**, 1710 Reservation Rd., Rock Hill, S.C. 29730; **Daniel E. Hagood**, 805 Ramah Church Rd., Clover, S.C. 29710

Primary Examiner—James Gandy
Assistant Examiner—Linda Brooks
Attorney, Agent, or Firm—Price, Heneveld, Cooper, DeWitt & Litton

[**] Term: **14 Years**

[57] **CLAIM**

The ornamental design for a floor display stand, as shown and described.

[21] Appl. No.: **59,026**

DESCRIPTION

[22] Filed: **Aug. 30, 1996**

[51] **LOC (6) Cl.** **06-04**

[52] **U.S. Cl.** **D6/473; D6/476**

[58] **Field of Search** D6/476, 473, 477, D6/478, 479; 206/765, 744, 740, 741, 745; 211/13, 1, 49.1, 50, 51, 133-135, 186-188, 59.4, 72, 126, 132; D9/414, 415, 418, 341; 28/174

FIG. 1 is a perspective of a floor display stand showing the new design;

FIG. 2 is a top plan view thereof;

FIG. 3 is a front elevational view thereof;

FIG. 4 is a right side elevational view thereof; the left side elevation is a mirror image of the right side elevation; and, FIG. 5 is a back view thereof.

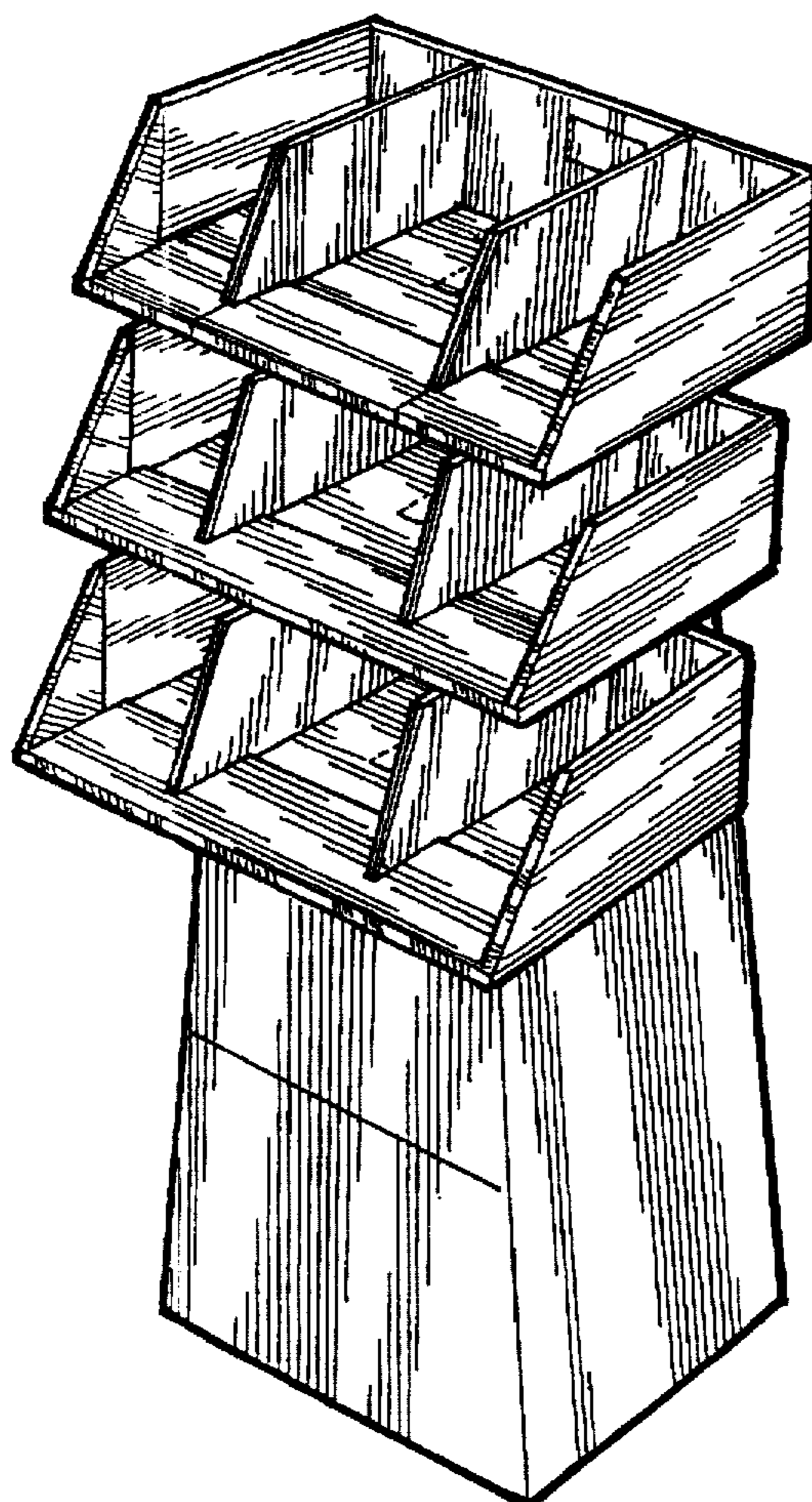
The bottom view, not being illustrative of the unique features of the design, has not been shown and forms no part of the claimed design.

[56] **References Cited**

U.S. PATENT DOCUMENTS

D. 145,103 6/1946 Powers D6/473

1 Claim, 2 Drawing Sheets



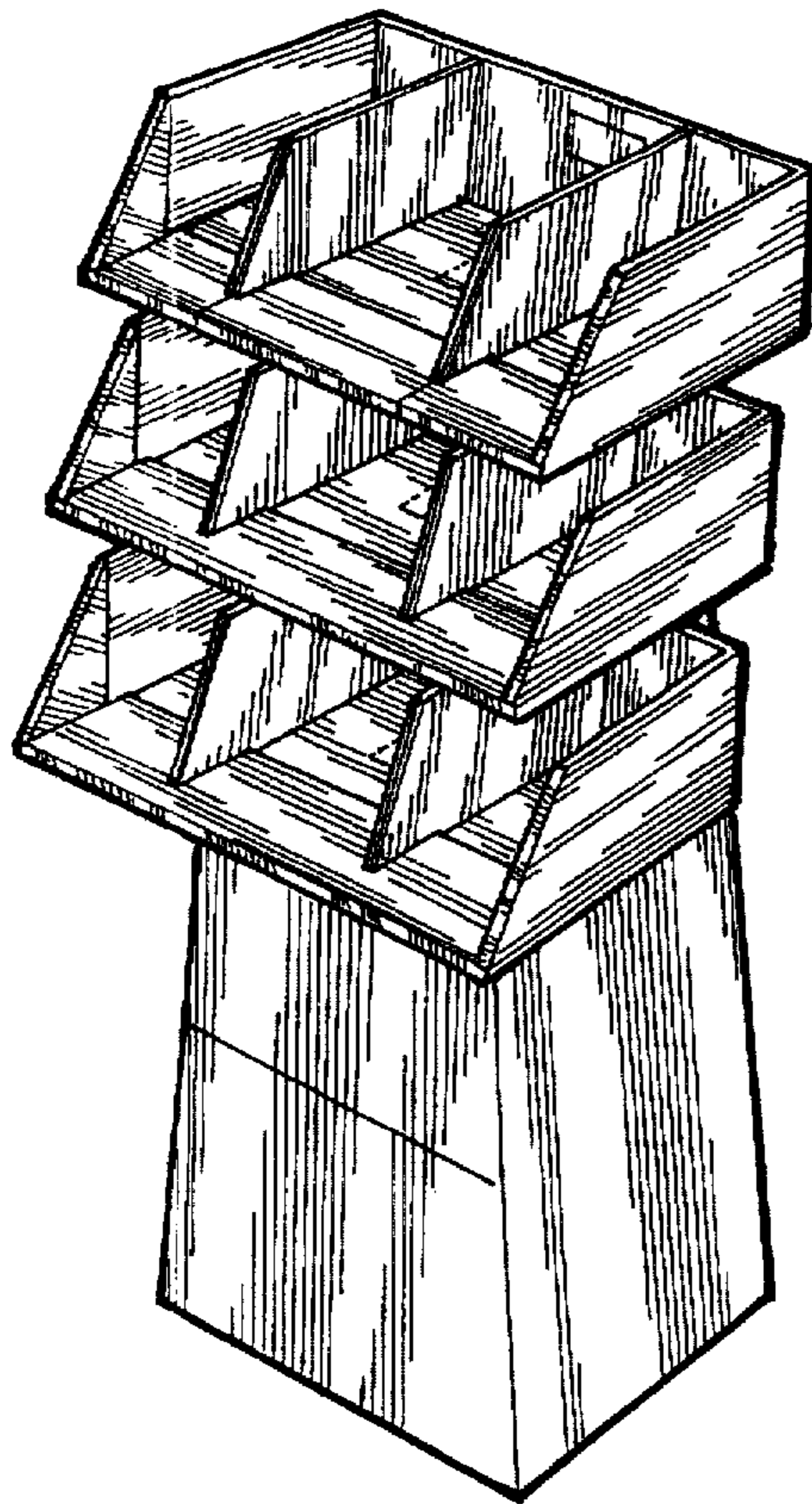


Fig. 1

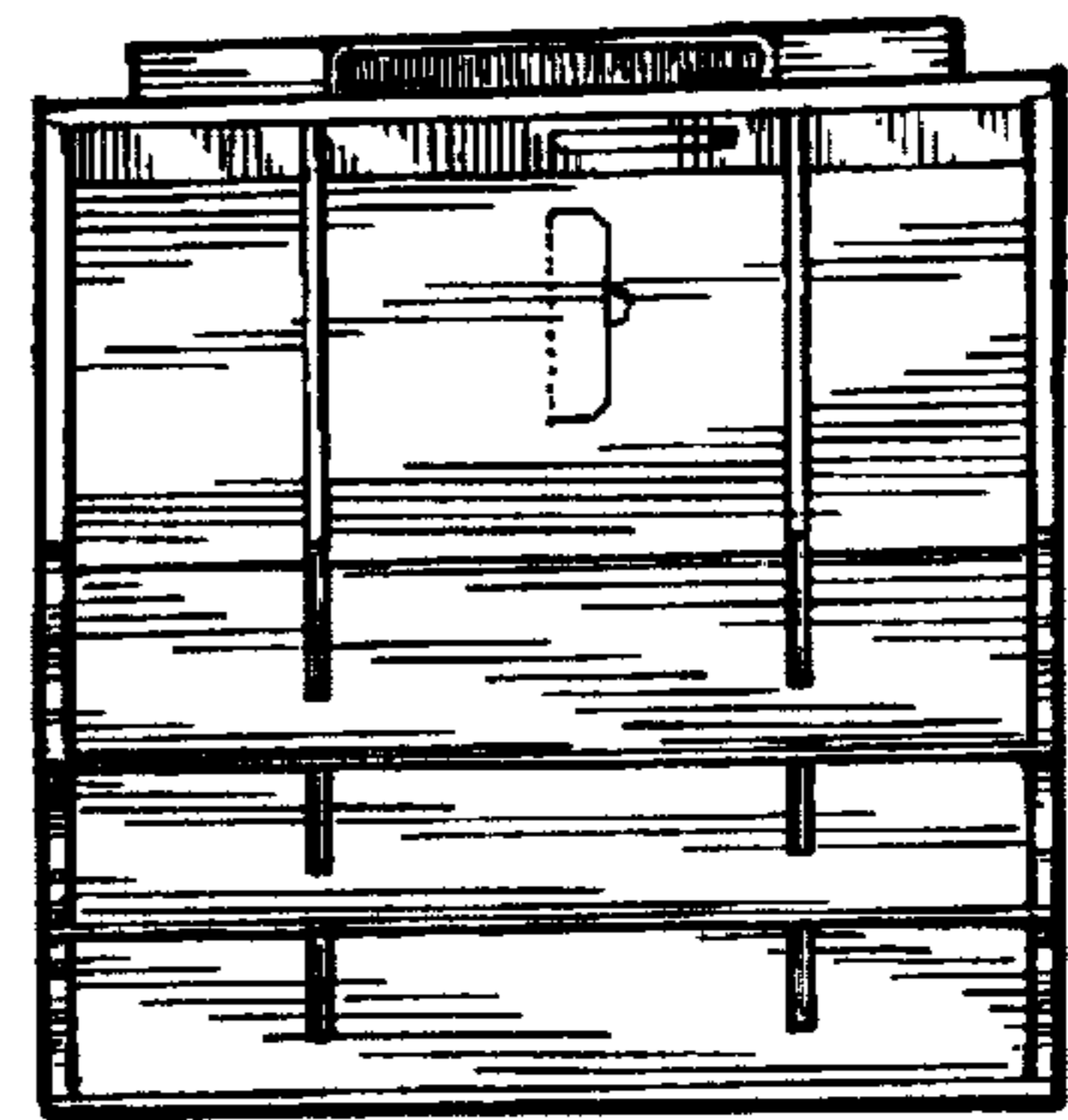


Fig. 2




Fig. 3




Fig. 4

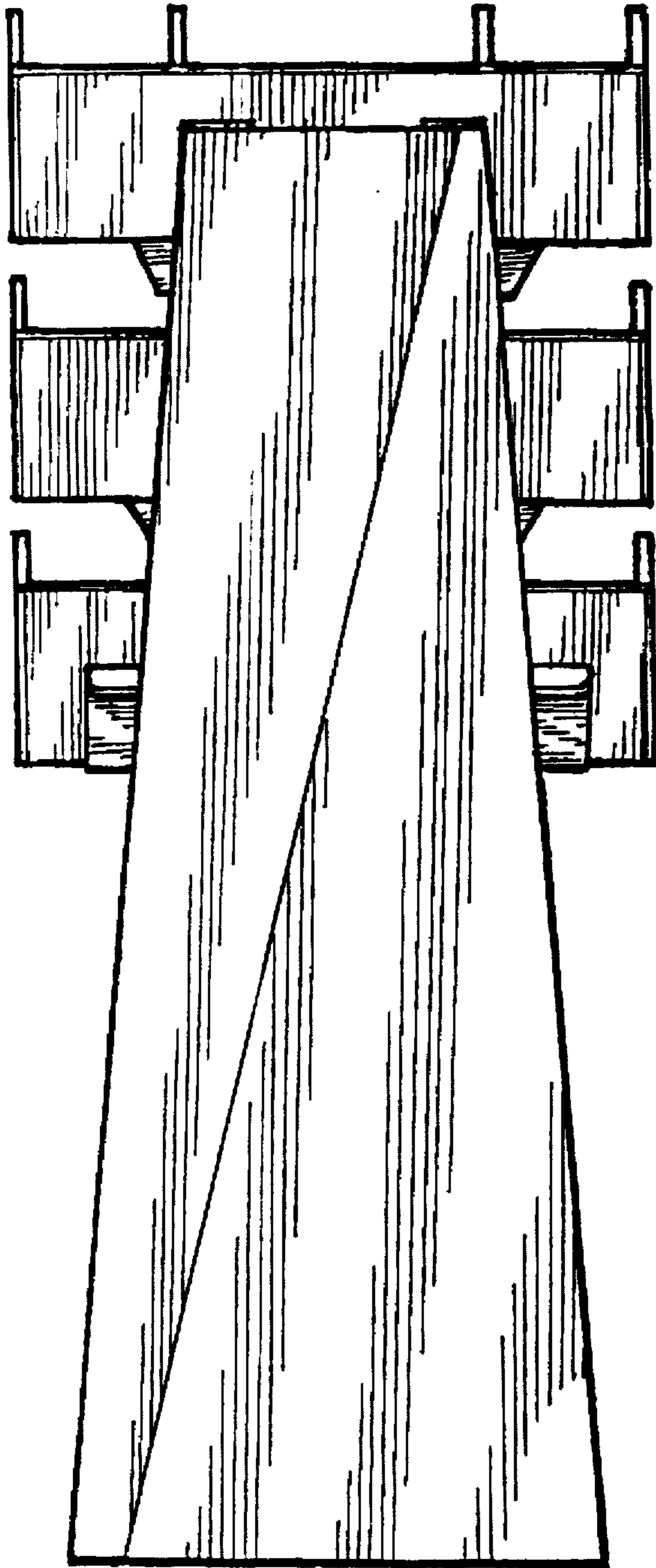


Fig. 5