



US00D389651S

United States Patent [19]
Chan et al.

[11] **Patent Number:** **Des. 389,651**
[45] **Date of Patent:** ****Jan. 27, 1998**

[54] **HAIR BRUSH**

[75] **Inventors:** **Eric P. Chan; Jeffrey F. Miller**, both
of New York, N.Y.
[73] **Assignee:** **Goody Products, Inc.**, Peach Tree City,
Ga.
[**] **Term:** **14 Years**
[21] **Appl. No.:** **52,559**
[22] **Filed:** **Apr. 3, 1996**
[51] **LOC (6) Cl.** **04-02**
[52] **U.S. Cl.** **D4/138**
[58] **Field of Search** D4/132-134, 136-138;
15/143.1, 159.1, 160, 186-188; 132/120,
313

[56] **References Cited**
U.S. PATENT DOCUMENTS

D. 48,399 1/1916 Scheuer D4/134
D. 156,757 1/1950 Muller-Munk D4/133

(List continued on next page.)

OTHER PUBLICATIONS

1993 Goody "Quality Products For Beautiful Hair" Bro-
chure—pp. 31, 32, 34, 35.

(List continued on next page.)

Primary Examiner—Alan P. Douglas
Assistant Examiner—Lavone D. Tabor
Attorney, Agent, or Firm—Foley & Lardner

[57] **CLAIM**

The ornamental design for a hair brush, as shown and
described.

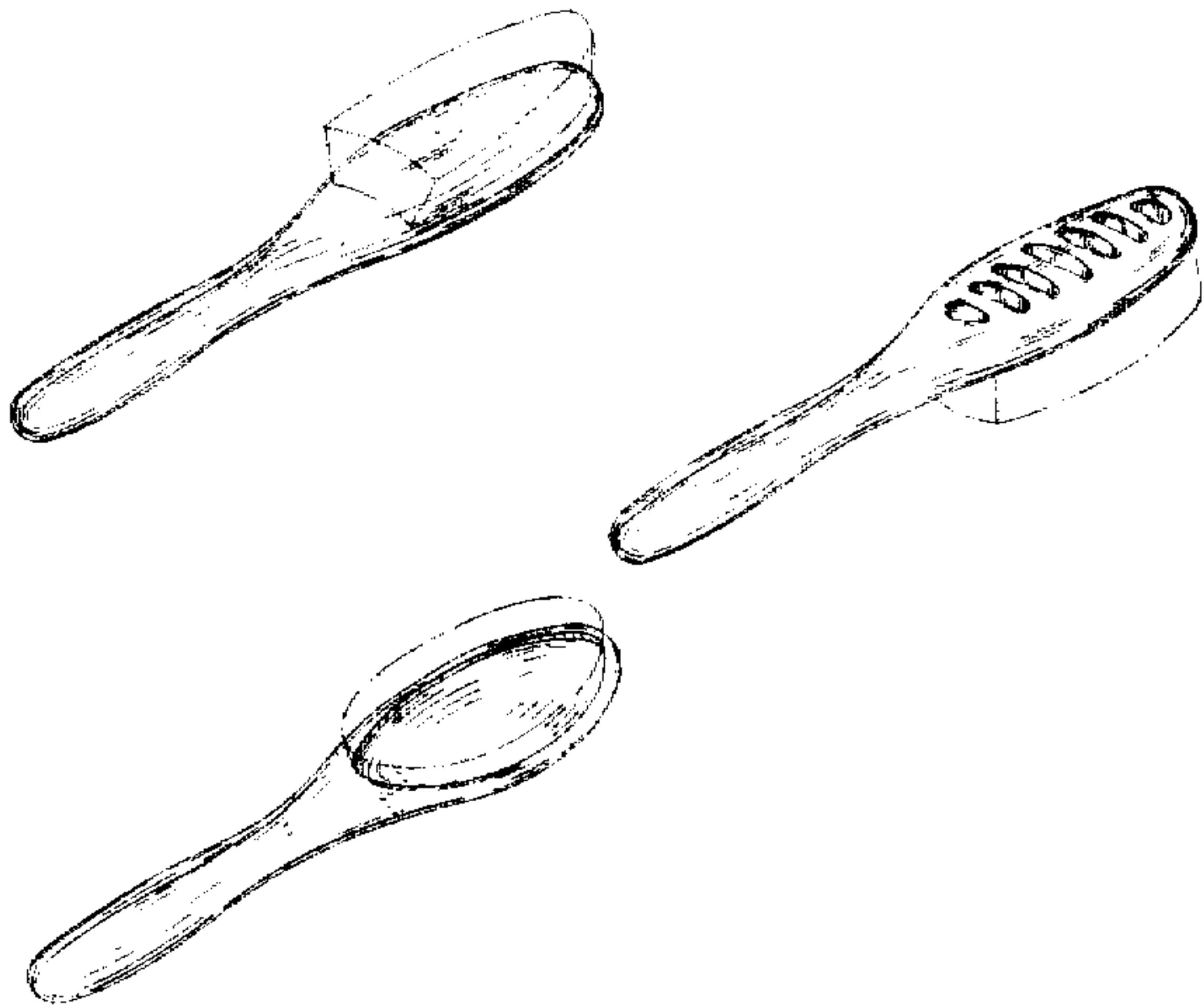
DESCRIPTION

FIG. 1 is a top perspective view of a hair brush showing our
new design;
FIG. 2 is a top plan view thereof;
FIG. 3 is a rear elevational view thereof;
FIG. 4 is a right side elevational view thereof;

FIG. 5 is a front elevational view thereof;
FIG. 6 is a cross sectional view taken along line 6—6 of FIG.
2;
FIG. 7 is a cross sectional view taken along line 7—7 of FIG.
2;
FIG. 8 is a cross sectional view taken along line 8—8 of FIG.
2;
FIG. 9 is a cross sectional view taken along line 9—9 of FIG.
2;
FIG. 10 is a cross sectional view taken along line 10—10 of
FIG. 2;
FIG. 11 is a cross sectional view taken along line 11—11 of
FIG. 2;
FIG. 12 is a bottom perspective view of a hair brush showing
a first alternative embodiment of our new design;
FIG. 13 is a top plan view of the first alternative embodi-
ment;
FIG. 14 is a right side elevational view of the first alternative
embodiment;
FIG. 15 is a rear elevational view of the first alternative
embodiment;
FIG. 16 is a cross sectional view taken along line 16—16 of
FIG. 13;
FIG. 17 is a cross sectional view taken along line 17—17 of
FIG. 13;
FIG. 18 is a cross sectional view taken along line 18—18 of
FIG. 13;
FIG. 19 is a top perspective view of a hair brush showing a
second alternative embodiment of our new design;
FIG. 20 is a top plan view of the second alternative embodi-
ment;
FIG. 21 is a right side elevational view of the second
alternative embodiment;
FIG. 22 is a rear elevational view of the second alternative
embodiment;
FIG. 23 is a side sectional view taken along line 23—23 of
FIG. 20;
FIG. 24 is a cross sectional view taken along line 24—24 of
FIG. 20;
FIG. 25 is a cross sectional view taken along line 25—25 of
FIG. 20; and,
FIG. 26 is a cross sectional view taken along line 26—26 of
FIG. 20.

The broken line illustrations showing the position of bristles
in FIGS. 1, 12 and 19 are for illustrative purposes only and
form no part of the design covered by the following claim.

1 Claim, 4 Drawing Sheets



U.S. PATENT DOCUMENTS

| | | | |
|------------|--------|-------------------|----------|
| 203,283 | 5/1878 | Lovejoy | 15/186 |
| D. 210,348 | 3/1968 | Levin | D4/138 |
| D. 252,298 | 7/1979 | Baudon | D4/134 |
| 4,030,158 | 6/1977 | Blair et al. | 15/159.1 |

OTHER PUBLICATIONS

Fuller Brush Catalog, Inc.; Hairbrushes Items H, K, & L; p. 7, ©1988.
Hong Kong Enterprise; Hairbrush, Item 0978P. Jun. 1994.

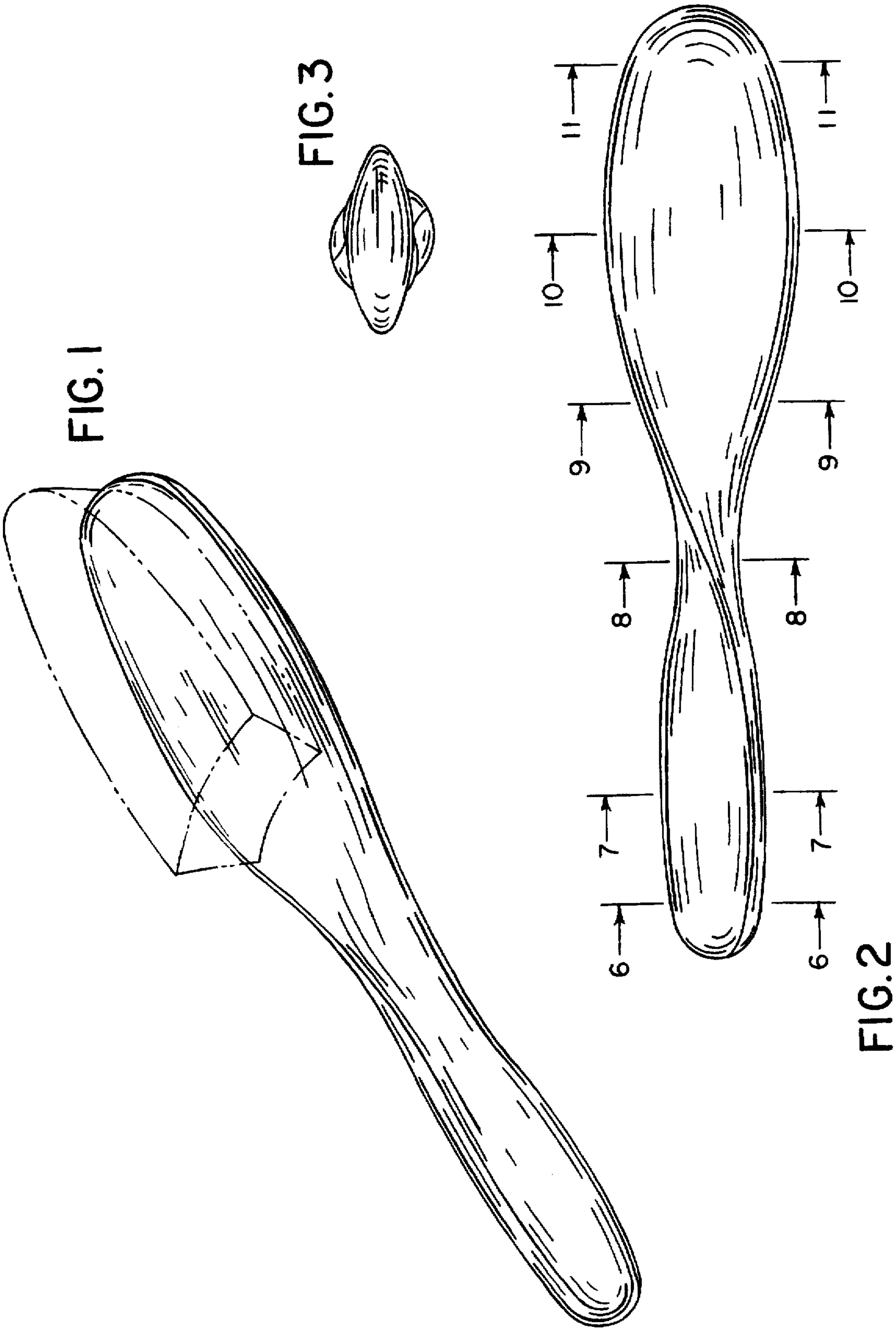


FIG. 4

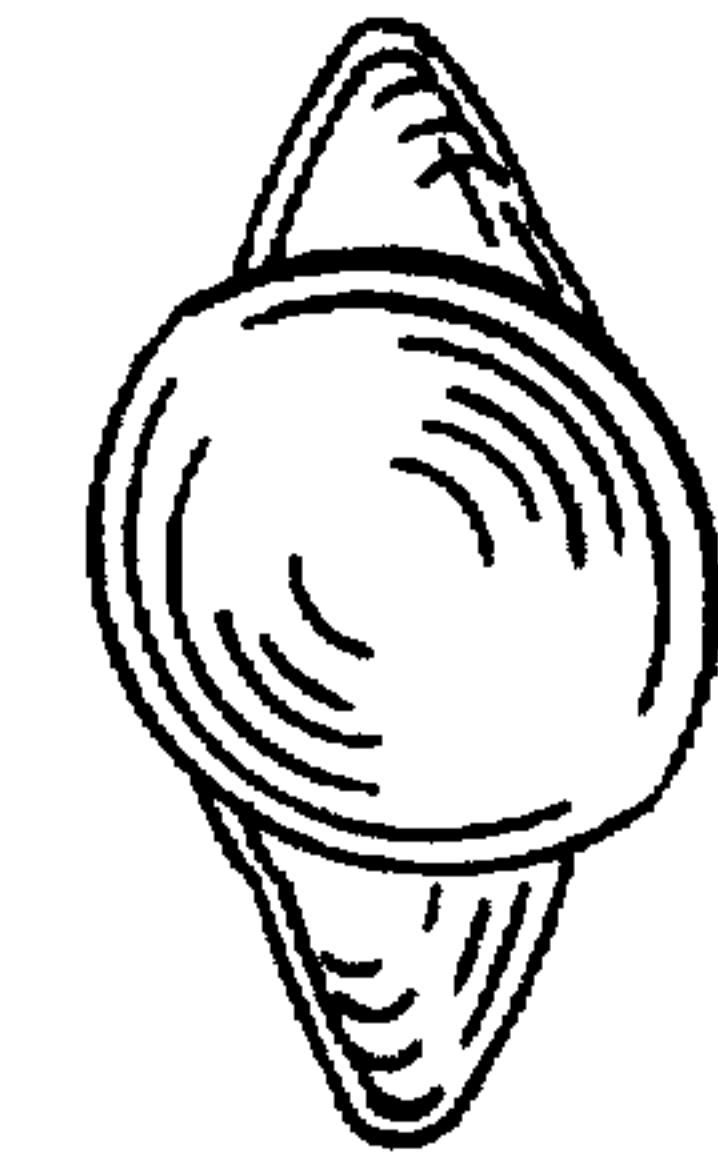
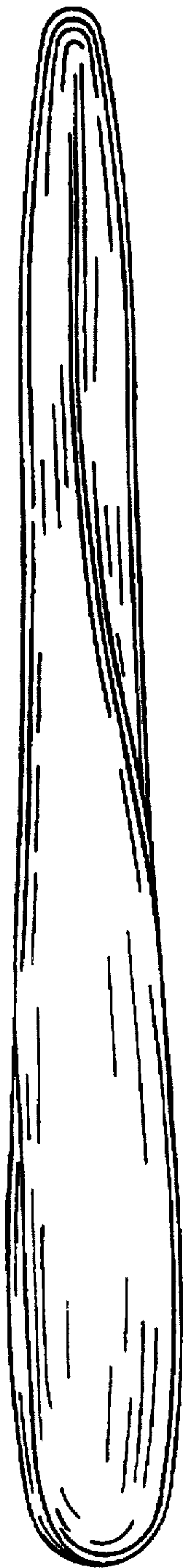


FIG. 5

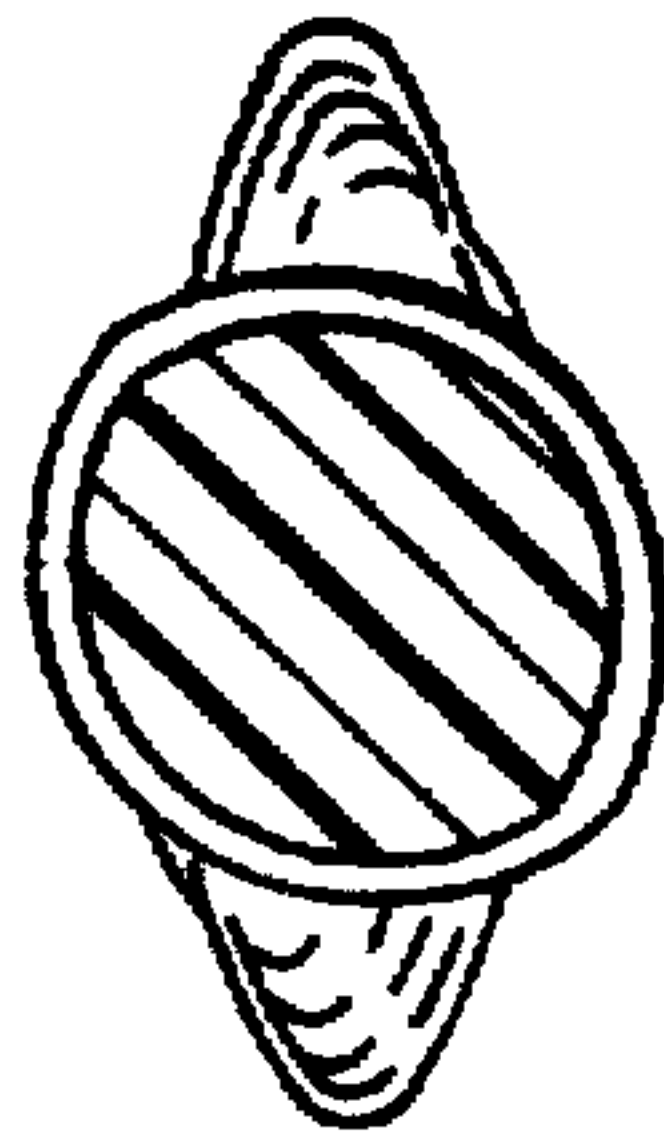


FIG. 6




FIG. 7



FIG. 8

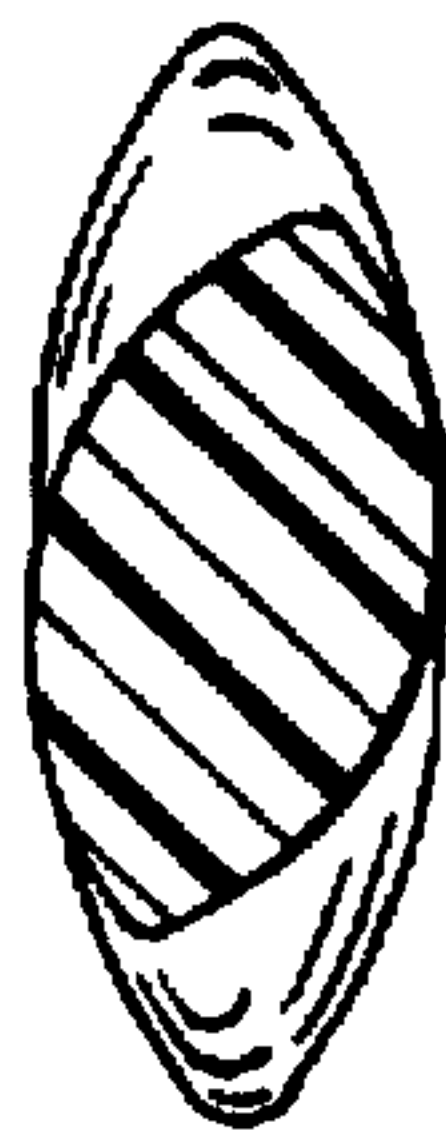


FIG. 9




FIG. 10



FIG. 11

