



US00D389645S

United States Patent [19]

[11] Patent Number: Des. 389,645

Ermini

[45] Date of Patent: **Jan. 27, 1998

- [54] **COMBINED MEDITATION PILLOW SET AND CARRIER THEREFOR**
- [76] Inventor: **T. Savitri Ermini**, 12120 Woodland Ave., NE., Albuquerque, N. Mex. 87112
- [**] Term: **14 Years**
- [21] Appl. No.: **30,554**
- [22] Filed: **Nov. 1, 1994**
- [51] LOC (6) Cl. **06-09**
- [52] U.S. Cl. **D3/276; D3/213; D6/596; D6/601**
- [58] Field of Search **D6/595, 596, 601; D3/276, 213; 5/630, 636, 652, 653, 448, 648**

[56] References Cited

U.S. PATENT DOCUMENTS

D. 320,522	10/1991	Deremiah	D6/601
5,001,791	3/1991	Toso	5/630
5,134,740	8/1992	Summer	5/652

OTHER PUBLICATIONS

HFD Feb. 16, 1987, p. 28, Neck Roll Pillow, lower right side of page.

Primary Examiner—Lisa Lichtenstein
Attorney, Agent, or Firm—Jeffrey D. Myers; Deborah A. Peacock

[57] CLAIM




The ornamental design for a combined meditation pillow set and carrier therefor, as shown and described.

DESCRIPTION

FIG. 1 is a front view of the primary seat of the combined meditation pillow set and carrier therefor, embodying my new design, shown separately for clarity of illustration; FIG. 2 is a top and bottom view of the primary seat;

FIG. 3 is a rear view of the primary seat;
 FIG. 4 is a side view of the primary seat, the opposite side being a mirror image of that shown;
 FIG. 5 is a perspective view of the primary seat;
 FIG. 6 is a top and bottom view of the roll cushion of the combined meditation pillow set and carrier therefor shown separately for clarity of illustration;
 FIG. 7 is a side view of the roll cushion, the opposite side being a mirror image of that shown;
 FIG. 8 is an end view of the roll cushion, the opposite end being substantially identical to that shown except for the handle;
 FIG. 9 is a top and bottom view of the ankle pad of the combined meditation seat pillow set and carrier therefor, shown separately for clarity of illustration;
 FIG. 10 is a side view of the ankle pad, the opposite side being a mirror image of that shown;
 FIG. 11 is an end view of the ankle pad, the opposite end being substantially identical to that shown except for the handle;
 FIG. 12 is a perspective view of the primary seat of the combined meditation pillow set and carrier therefor, shown separately for clarity of illustration, on a reduced scale in the travel mode;
 FIG. 13 is a perspective view of the ankle pad and primary seat of the combined meditation pillow set and carrier therefor shown separately for clarity of illustration on a reduced scale when fully deployed;
 FIG. 14 is a perspective view of the three components of the combined meditation pillow set and carrier therefor on a reduced scale when fully deployed in the supine position; and,
 FIG. 15 is a perspective view of the three components of the combined meditation pillow set and carrier therefor on a reduced scale when in travel mode.
 The cross-hatching represents conventional fabric and is understood to extend throughout the areas represented.
 The broken line showing of a person in FIGS. 12-15 is for illustrative purposes only and forms no part of the claimed design.

1 Claim, 2 Drawing Sheets






Fig. 1




Fig. 2




Fig. 3



Fig. 4

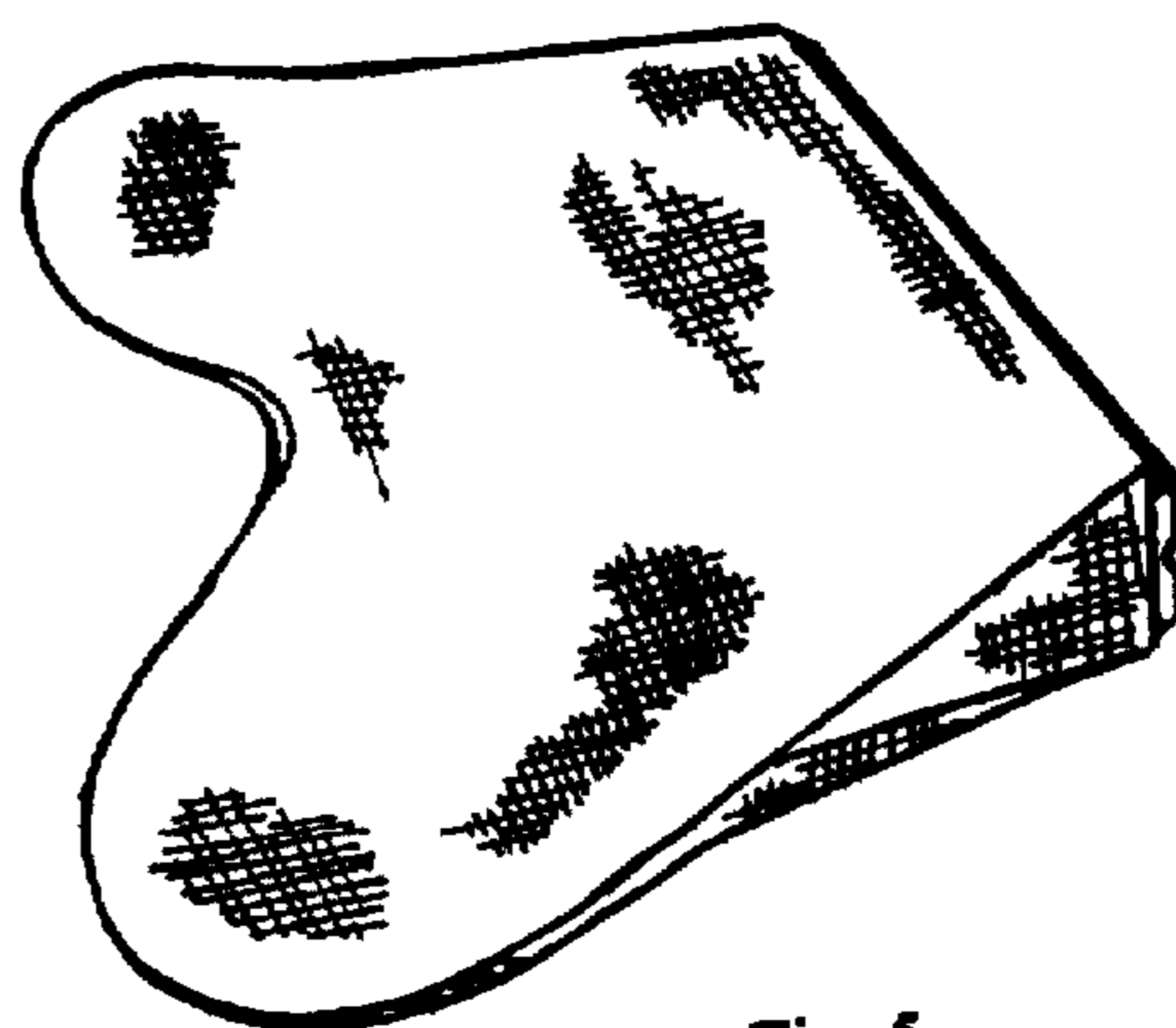


Fig. 5




Fig. 6



Fig. 9




Fig. 7




Fig. 10



Fig. 8



Fig. 11




Fig. 15

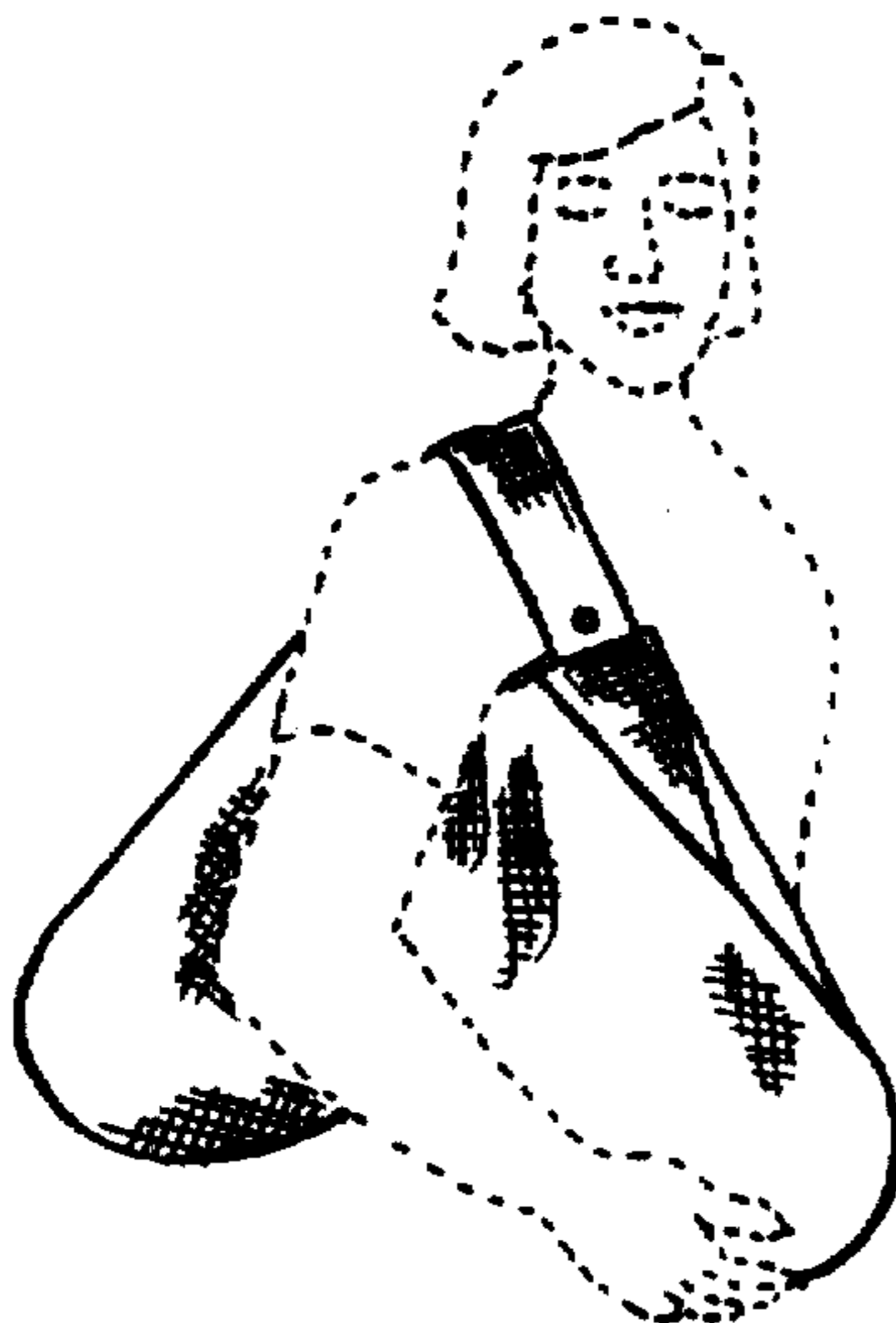


Fig. 12



Fig. 13




Fig. 14