



US00D389636S

United States Patent [19]

Davis, Sr.

[11] Patent Number: Des. 389,636

[45] Date of Patent: **Jan. 27, 1998

[54] SWEATBAND

[76] Inventor: Jeffery Lynn Davis, Sr., Rte. #7, Box 416D, Lenoir, N.C. 28645

[**] Term: 14 Years

[21] Appl. No.: 67,460

[22] Filed: Mar. 3, 1997

[51] LOC (6) Cl. 02-07

[52] U.S. Cl. D2/894; D2/865

[58] Field of Search D2/500, 501, 865, D2/866, 891, 894; D16/303, 309, 311, 312, 313, 314, 339; D29/100, 112, 102-106; 2/10, 11, 12, 171, 174, 181.1, 195.1, DIG. 11; 604/312

[56] **References Cited**

U.S. PATENT DOCUMENTS

D. 374,114	10/1996	Arroyo et al.	D2/866
703,531	7/1902	Brown	2/124 R
1,957,071	5/1934	Marchner	2/114 R
2,155,258	4/1939	Dennis	2/11
3,529,601	9/1970	Kirkland	604/312
3,673,610	7/1972	Liautaud	2/14 V
4,692,002	9/1987	Meistrell	351/156
4,820,036	4/1989	Seet	351/156
4,930,885	6/1990	Laschaber	351/156

4,941,210	7/1990	Konucik	2/DIG. 11 X
4,955,710	9/1990	Meistrell	351/156
5,005,374	4/1991	Spitler	2/DIG. 11 X
5,421,037	6/1995	Schulze	2/452
5,461,727	10/1995	Braswell-Moore	2/174 X
5,491,842	2/1996	Braswell-Moore	2/10
5,647,061	7/1997	Marcus	2/11

Primary Examiner—Paula A. Mortimer
Attorney, Agent, or Firm—David L. Volk

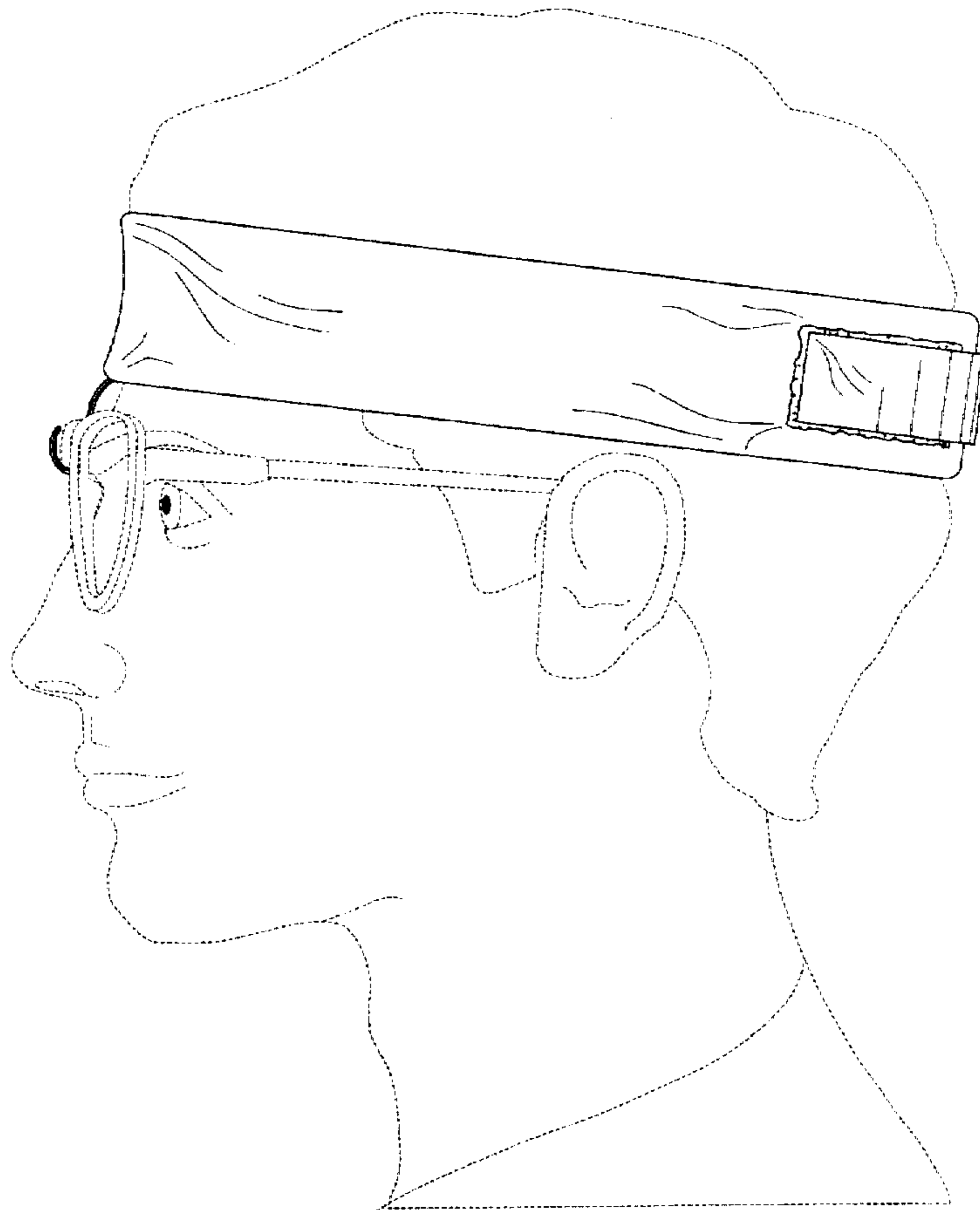
[57] **CLAIM**

The ornamental design for a sweatband, as shown and described.

DESCRIPTION

FIG. 1 is a front elevational view of a sweatband, showing my new design;
FIG. 2 is a rear elevational view thereof;
FIG. 3 is a top plan view thereof; and
FIG. 4 is a bottom plan view thereof;
FIG. 5 is a left side elevational view thereof;
FIG. 6 is a right side elevational view thereof; and,
FIG. 7 is a left side elevational view of the sweatband being worn.
The broken line showing of the human form in FIG. 7 is for illustrative purposes only and forms no part of the claimed design.

1 Claim, 3 Drawing Sheets



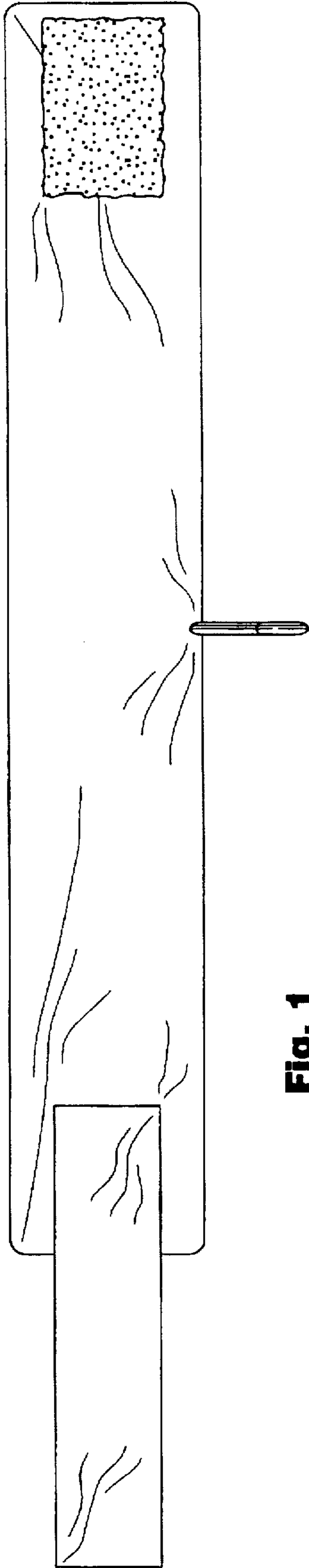


Fig. 1

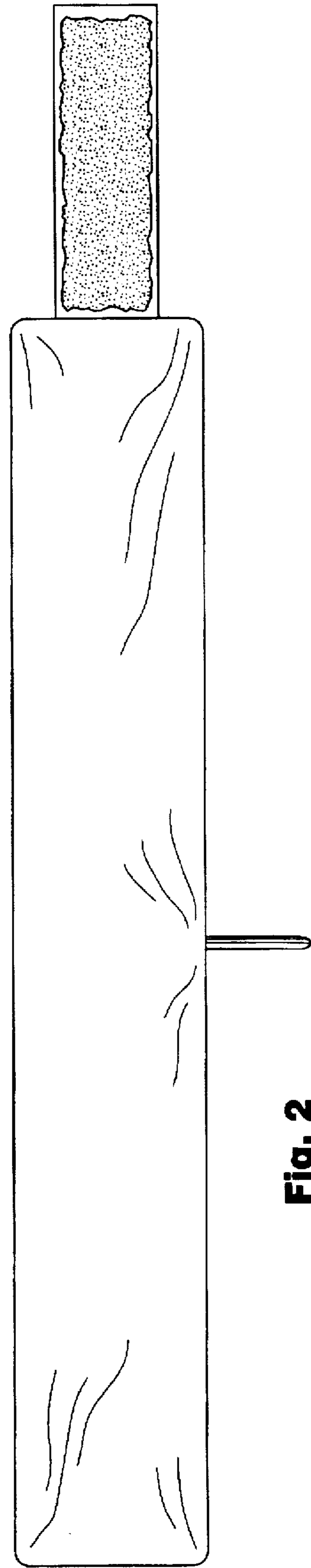


Fig. 2



Fig. 3

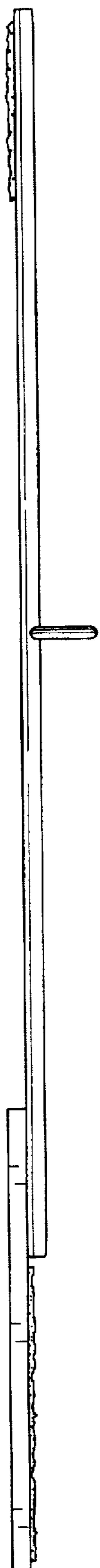


Fig. 4

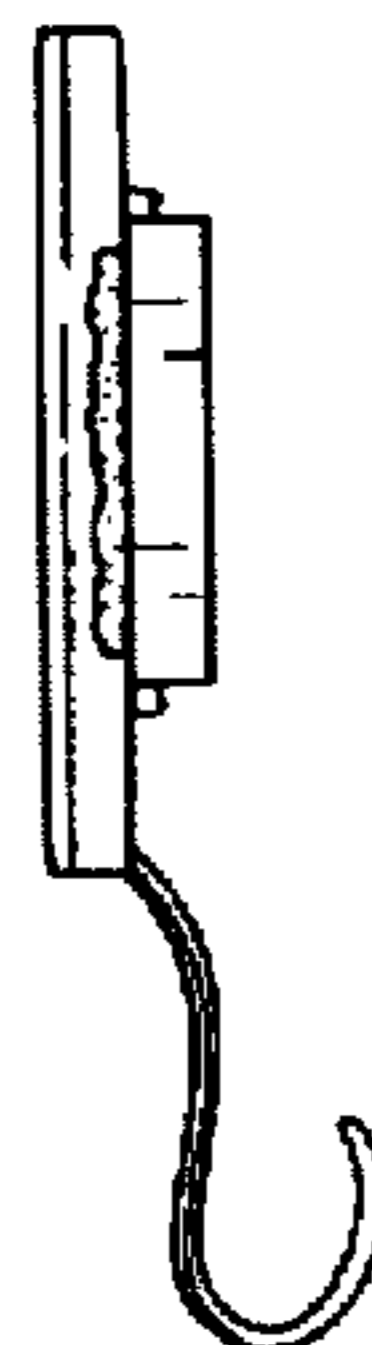


Fig. 5

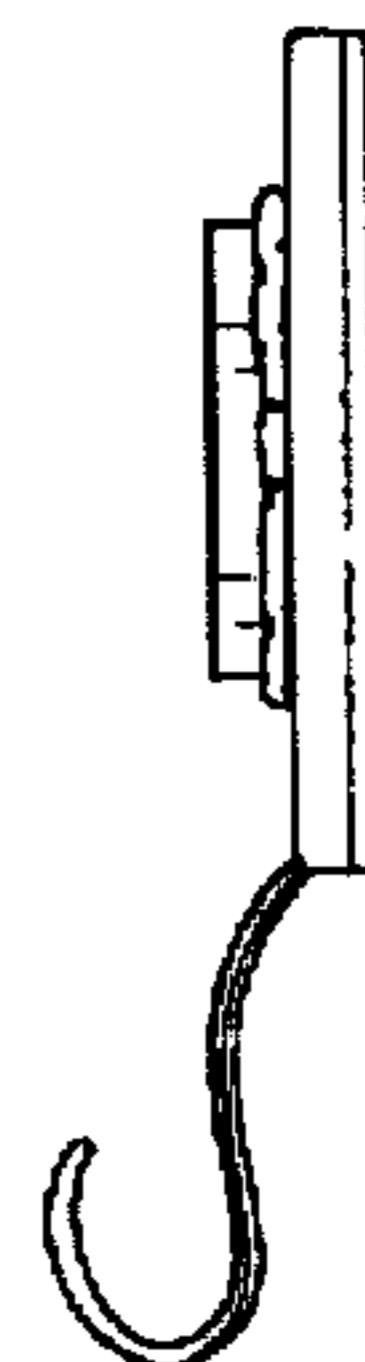


Fig. 6

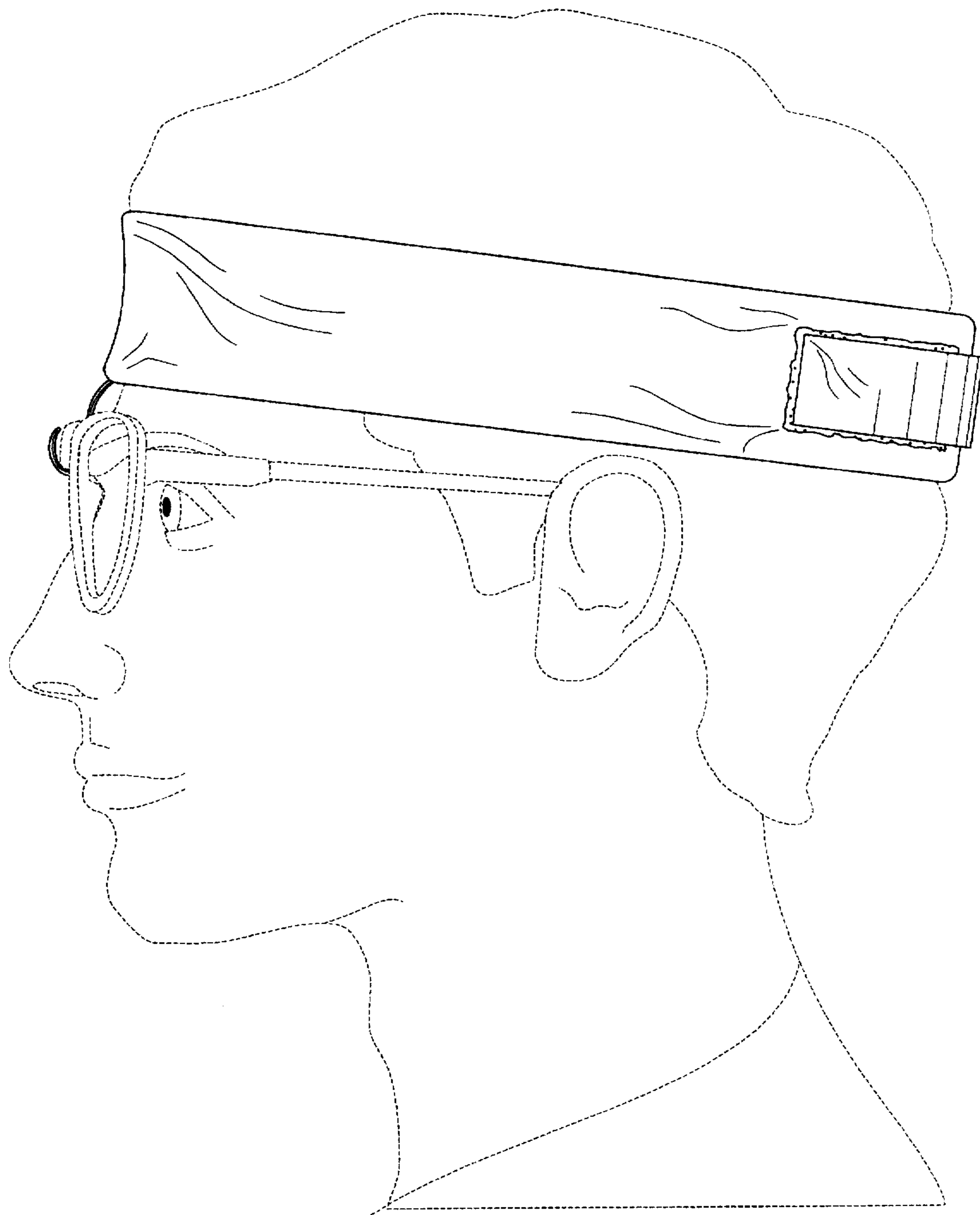


Fig. 7