



US00D389623S

**United States Patent** [19]  
**Kohlruss et al.**

[11] **Patent Number:** **Des. 389,623**  
[45] **Date of Patent:** **\*\*Jan. 20, 1998**

[54] **CLEANING PAD WITH LIQUID SPRAY NOZZLE**

[76] **Inventors:** **Gregor Kohlruss**,  
Pater-Eugen-Breitenstein-Str. 1,  
D-46325 Borken; **Hubert Wiesner**,  
Grüner Weg 21, D-46354 Südlohn;  
**Ulrich Lersch**, Rurstrasse 10, D-50259  
Pulheim; **Oliver Griebe**, Heideweg 12,  
D-46414 Rhede, all of Germany

[\*\*] **Term:** **14 Years**

[21] **Appl. No.:** **55,836**

[22] **Filed:** **Jun. 7, 1996**

[30] **Foreign Application Priority Data**

Dec. 11, 1995 [DE] Germany ..... M9509683.3

[51] **LOC (6) Cl.** ..... **08-05**

[52] **U.S. Cl.** ..... **D32/42; D32/45**

[58] **Field of Search** ..... **D32/35, 40, 42,**  
**D32/45; D9/338, 330; 15/244.4, 244.3;**  
**401/261, 263, 266, 268, 139**

[56] **References Cited**

**U.S. PATENT DOCUMENTS**

D. 294,989 3/1988 Jinkins ..... D9/338 X  
D. 307,497 4/1990 Giallourakis ..... D32/35 X  
D. 367,137 2/1996 Pollak et al. .... D32/45

D. 374,990 10/1996 Torkelson ..... D9/300 X  
2,147,769 2/1939 Epstein ..... 401/139  
3,749,502 7/1973 Kreiße ..... 401/139  
5,114,255 5/1992 Villarreal ..... 401/263 X  
5,213,430 5/1993 Pandola ..... 401/139 X  
5,299,876 4/1994 Singarella ..... 401/139

*Primary Examiner*—Susan J. Lucas  
*Assistant Examiner*—Cynthia E. Ramirez  
*Attorney, Agent, or Firm*—Collard & Roe, P.C.


[57] **CLAIM**

The ornamental design for a cleaning pad with liquid spray nozzle, as shown and described.

**DESCRIPTION**

FIG. 1 is a front elevational view of a cleaning pad with liquid spray nozzle showing our new design; FIG. 2 is a front, left side perspective view thereof; FIG. 3 is a front elevational view of an alternate embodiment of a cleaning pad with liquid spray nozzle; FIG. 4 is a front, left side perspective view thereof; FIG. 5 is a front elevational view of another embodiment of a cleaning pad with liquid spray nozzle; and, FIG. 6 is a front elevational view of a further embodiment of a cleaning pad with liquid spray nozzle. The cap on the nozzle is omitted from FIG. 5, embodiment 3, for convenience of illustration. The rear of the cleaning pad is the same as the front in all the embodiments.

**1 Claim, 3 Drawing Sheets**





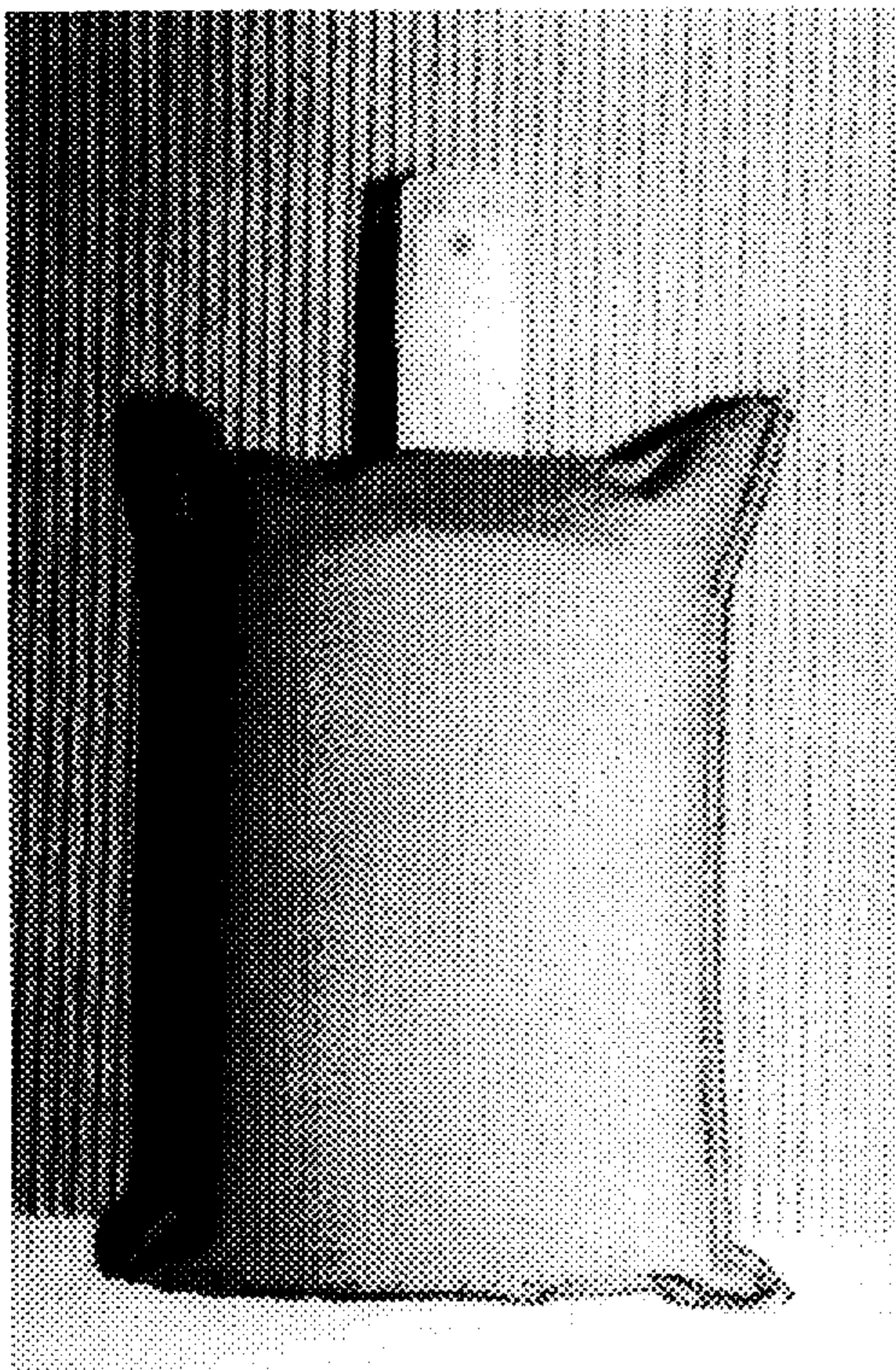


FIG 1




FIG 2






FIG. 3




FIG. 4

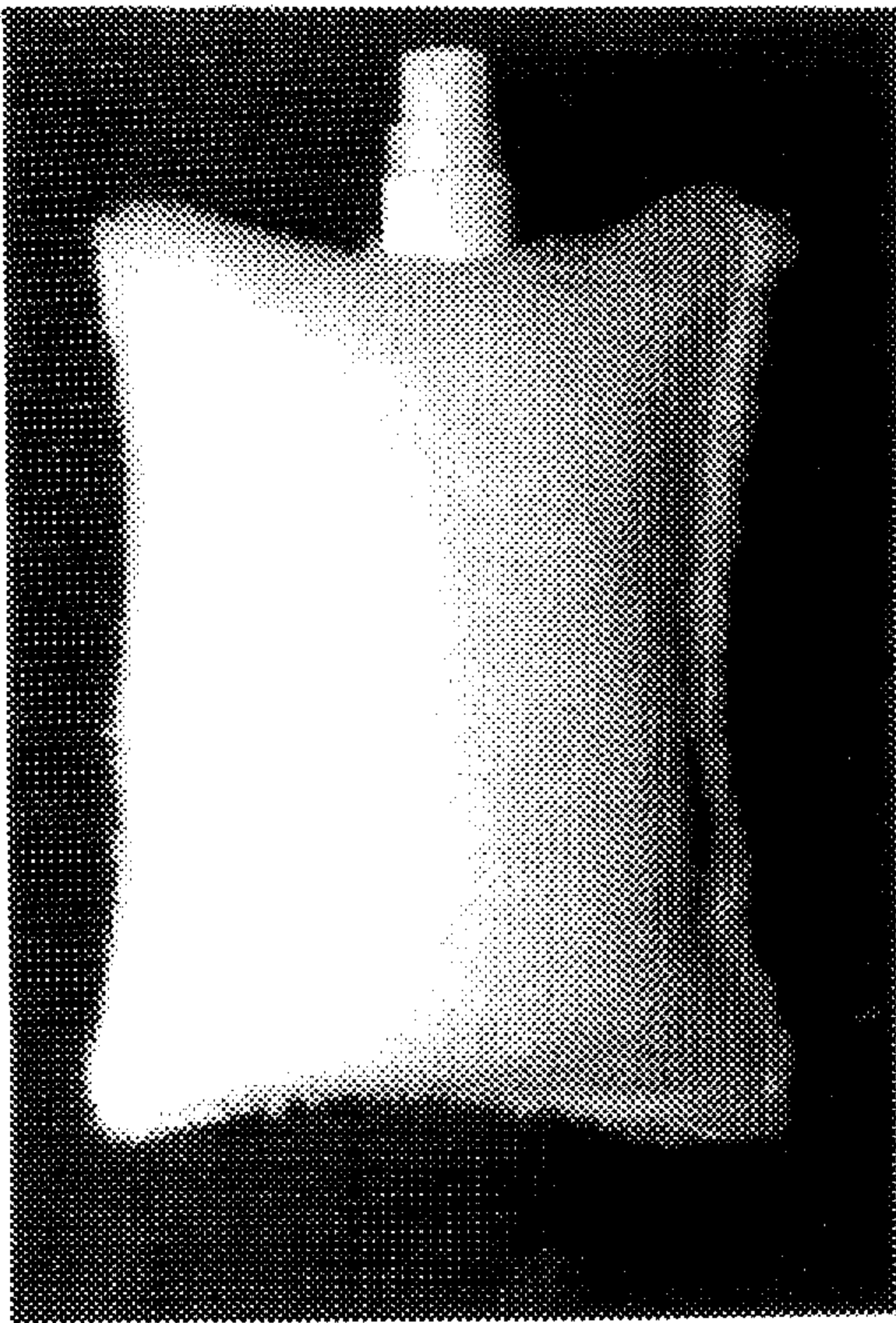


FIG. 5




FIG. 6