



US00D389576S

United States Patent [19]

Grasfield et al.

[11] Patent Number: **Des. 389,576**

[45] Date of Patent: ****Jan. 20, 1998**

[54] **STETHOSCOPE**

[76] Inventors: **James A. Grasfield**, 235 Moose Hill Pwky., Sharon, Mass. 02067; **David E. Winston**, 7 Wainwright Rd. #15, Winchester, Mass. 01890; **Peter R. H. Stark**; **Daniela Steinhubel**, both of 41 Bonad Rd., Stoneham, Mass. 02180

[**] Term: **14 Years**

[21] Appl. No.: **61,329**

[22] Filed: **Oct. 22, 1996**

[51] LOC (6) Cl. **24-02**

[52] U.S. Cl. **D24/134**

[58] Field of Search **D24/135; 181/126, 181/131, 133; 381/67**

4,528,689	7/1985	Katz	381/67
4,528,690	7/1985	Sedgwick	381/67
4,534,058	8/1985	Hower	381/67
4,569,413	2/1986	Allen	181/131
4,770,189	9/1988	Shyu	128/773
4,783,813	11/1988	Kempka	381/67
4,878,501	11/1989	Shue	128/715
4,903,794	2/1990	Klippert et al.	181/131
5,010,889	4/1991	Bredesen et al.	128/715
5,025,809	6/1991	Johnston et al.	128/715
5,218,969	6/1993	Bredesen et al.	128/710

Primary Examiner—Louis S. Zarfaz
Assistant Examiner—Frank Martinez
Attorney, Agent, or Firm—Wolf, Greenfield & Sacks, P.C.; James H. Morris

[57] **CLAIM**

The ornamental design for a stethoscope, as shown and described.

DESCRIPTION

FIG. 1 is a perspective view showing our new design for a stethoscope;
FIG. 2 is a front view thereof;
FIG. 3 is an right side view thereof;
FIG. 4 is left side view thereof;
FIG. 5 is a rear view thereof;
FIG. 6 is a top plan view thereof, the chestpiece being shifted for ease of illustration; and,
FIG. 7 is a bottom plan view thereof, the chestpiece being shifted for ease of illustration.

1 Claim, 3 Drawing Sheets

[56] **References Cited**

U.S. PATENT DOCUMENTS

D. 230,212	1/1974	Hart	D24/134
370,711	9/1887	Pratt	181/131
3,152,659	10/1964	Littmann	D24/134 X
3,182,129	5/1965	Clark et al.	179/1
3,247,324	4/1966	Cefaly et al.	179/1
3,346,069	10/1967	Speelman	D24/134 X
3,455,293	7/1969	Bethune	128/2.05
3,665,087	5/1972	Poylo	35/17
3,989,895	11/1976	O'Daniel, Sr.	179/1 ST
4,200,169	4/1980	MacDonald, III et al.	181/131
4,254,302	3/1981	Walshe	173/1 ST
4,270,627	6/1981	Hill	181/131
4,440,258	4/1984	Packard	181/137

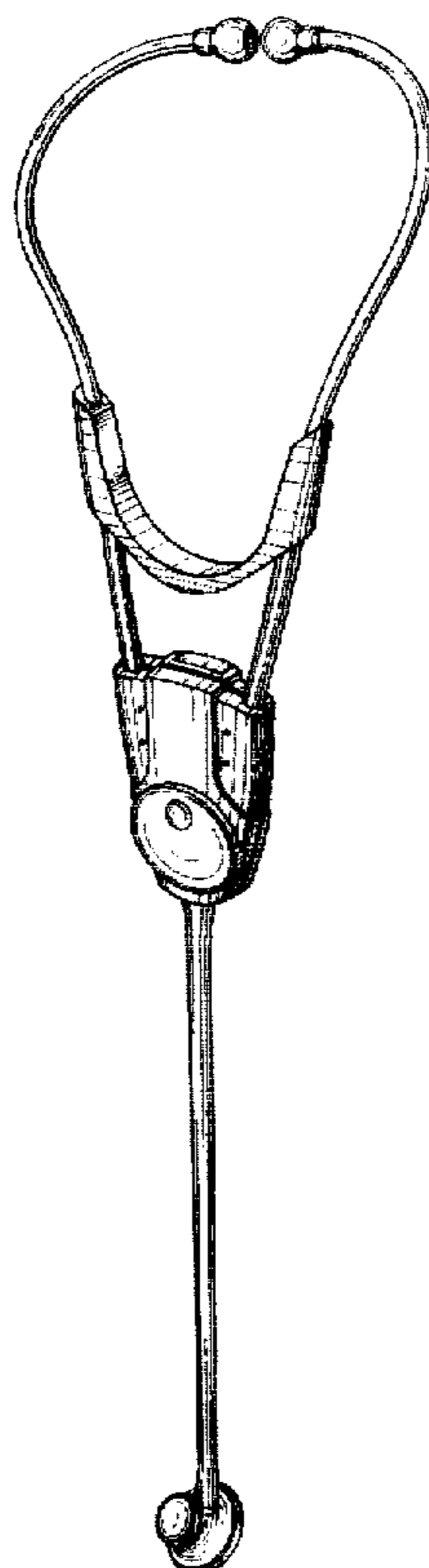


Fig. 1

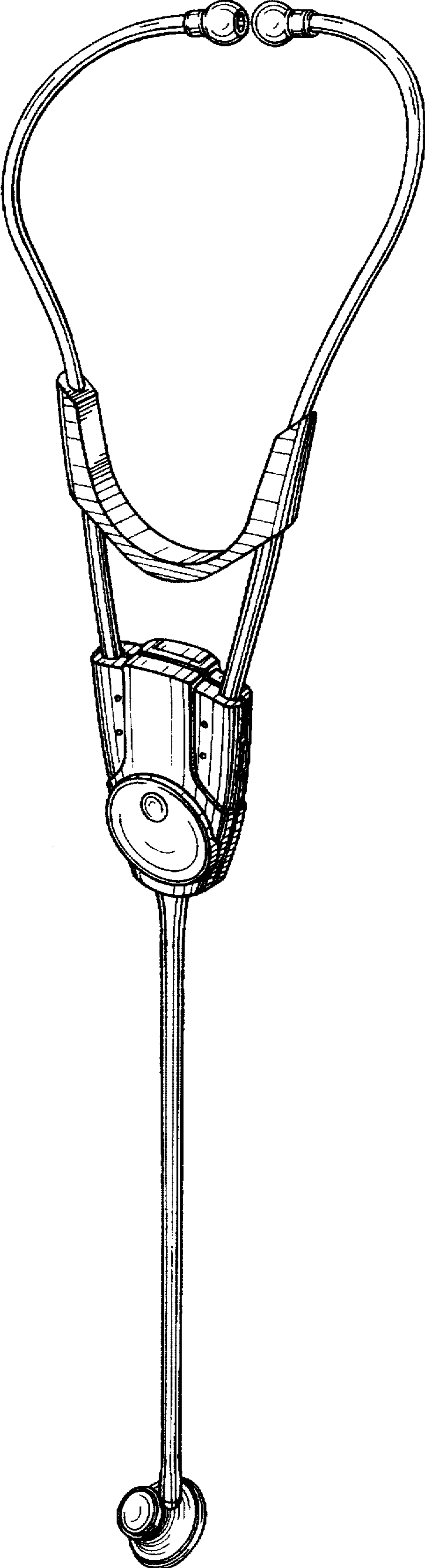


Fig. 2

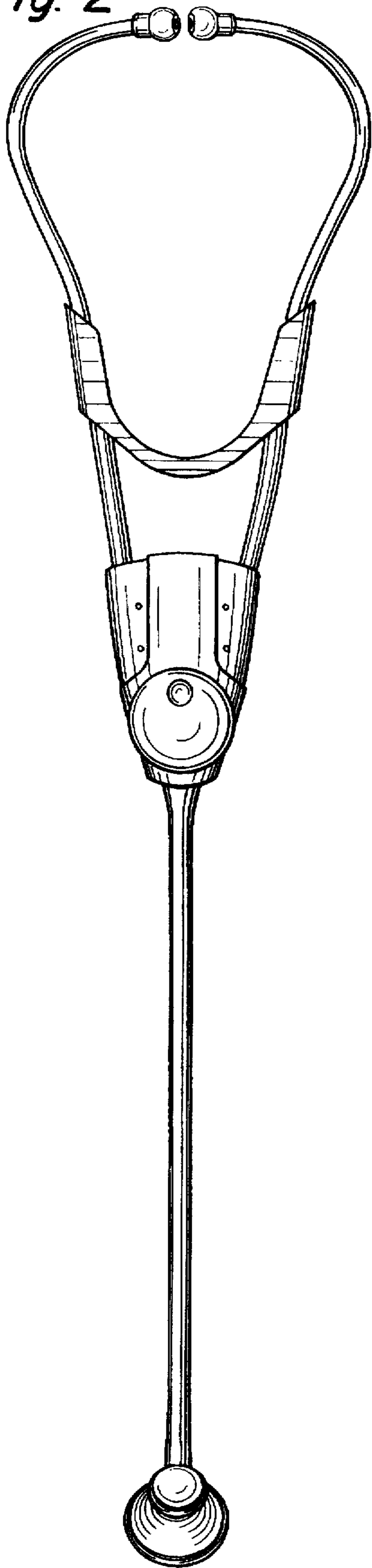


Fig. 3

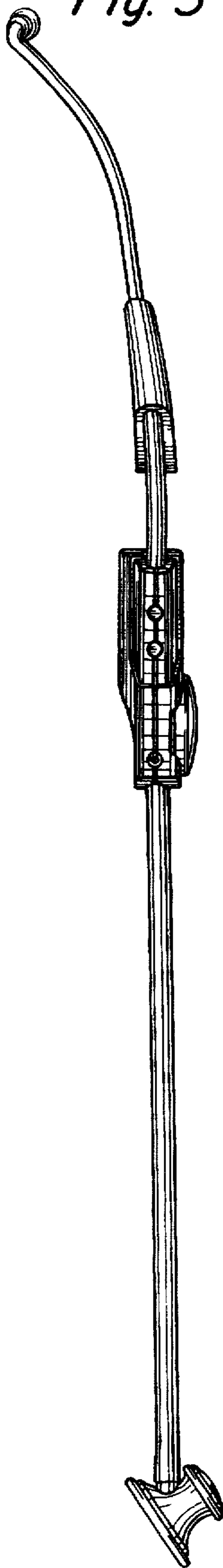


Fig. 4

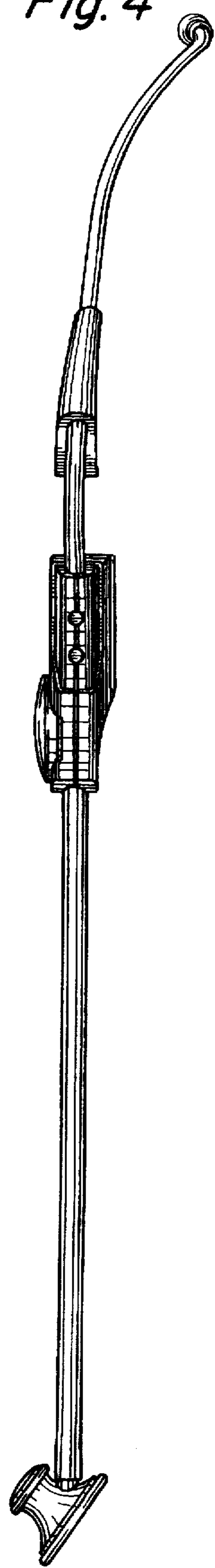


Fig. 5

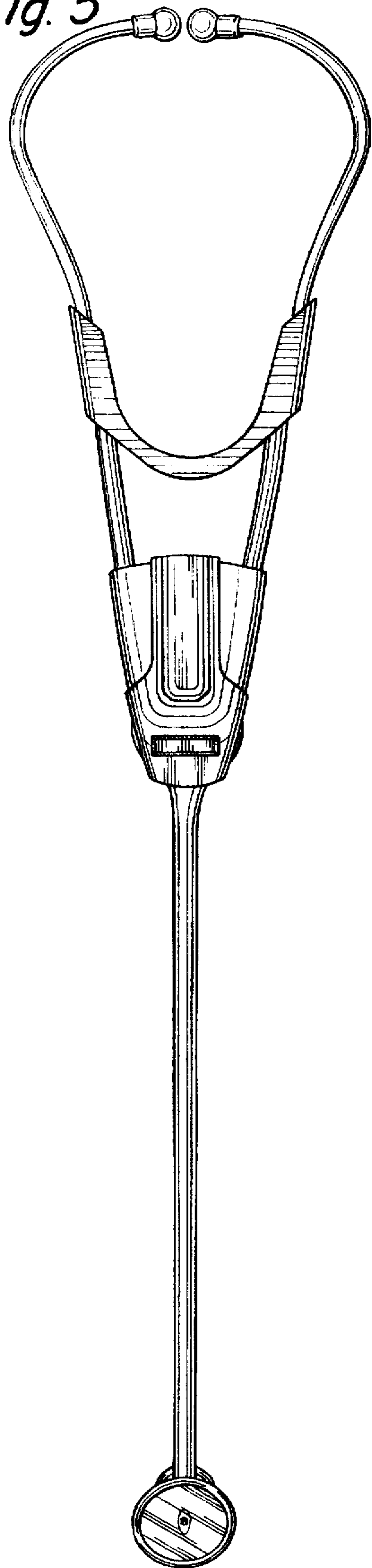


Fig. 6

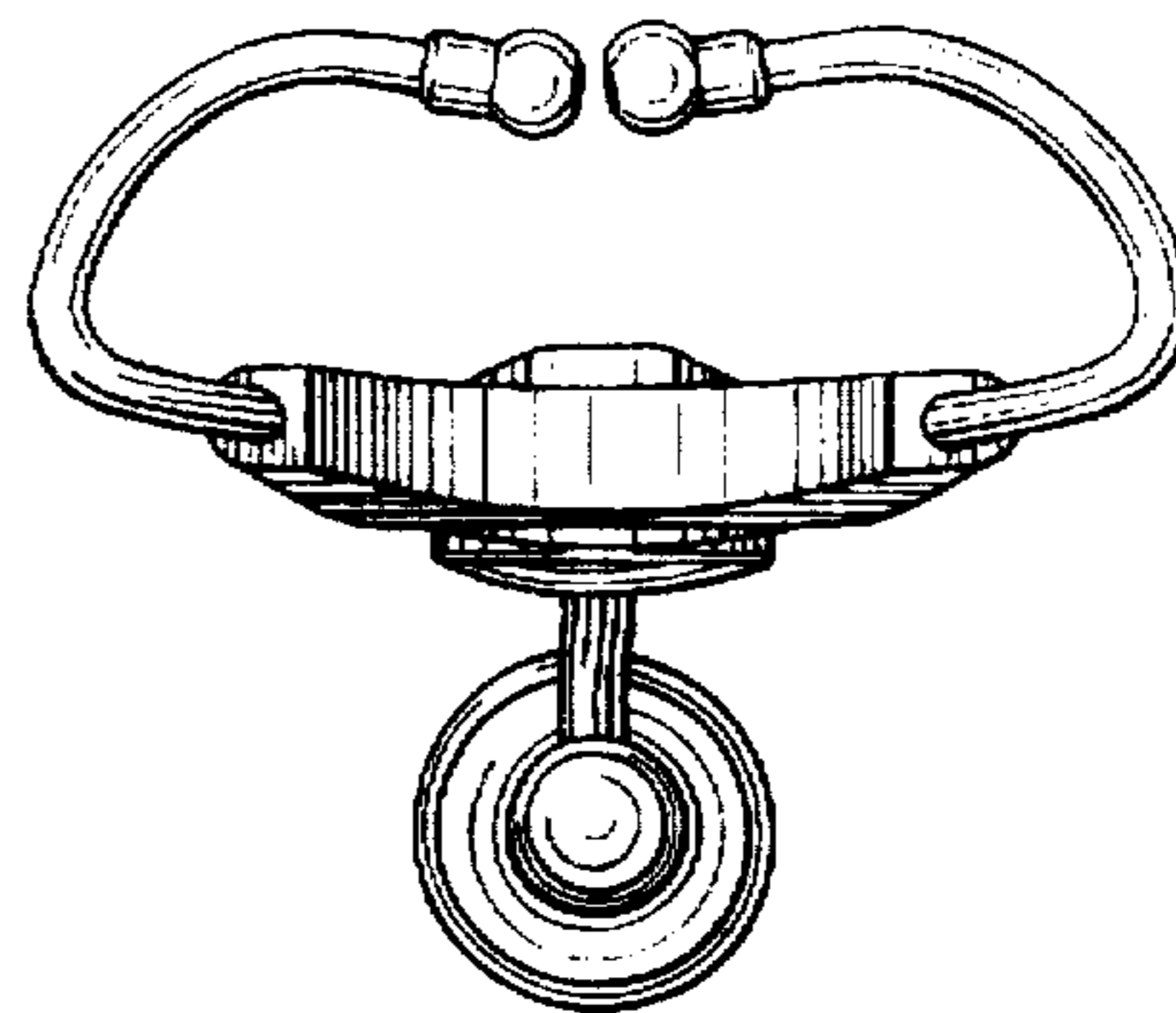
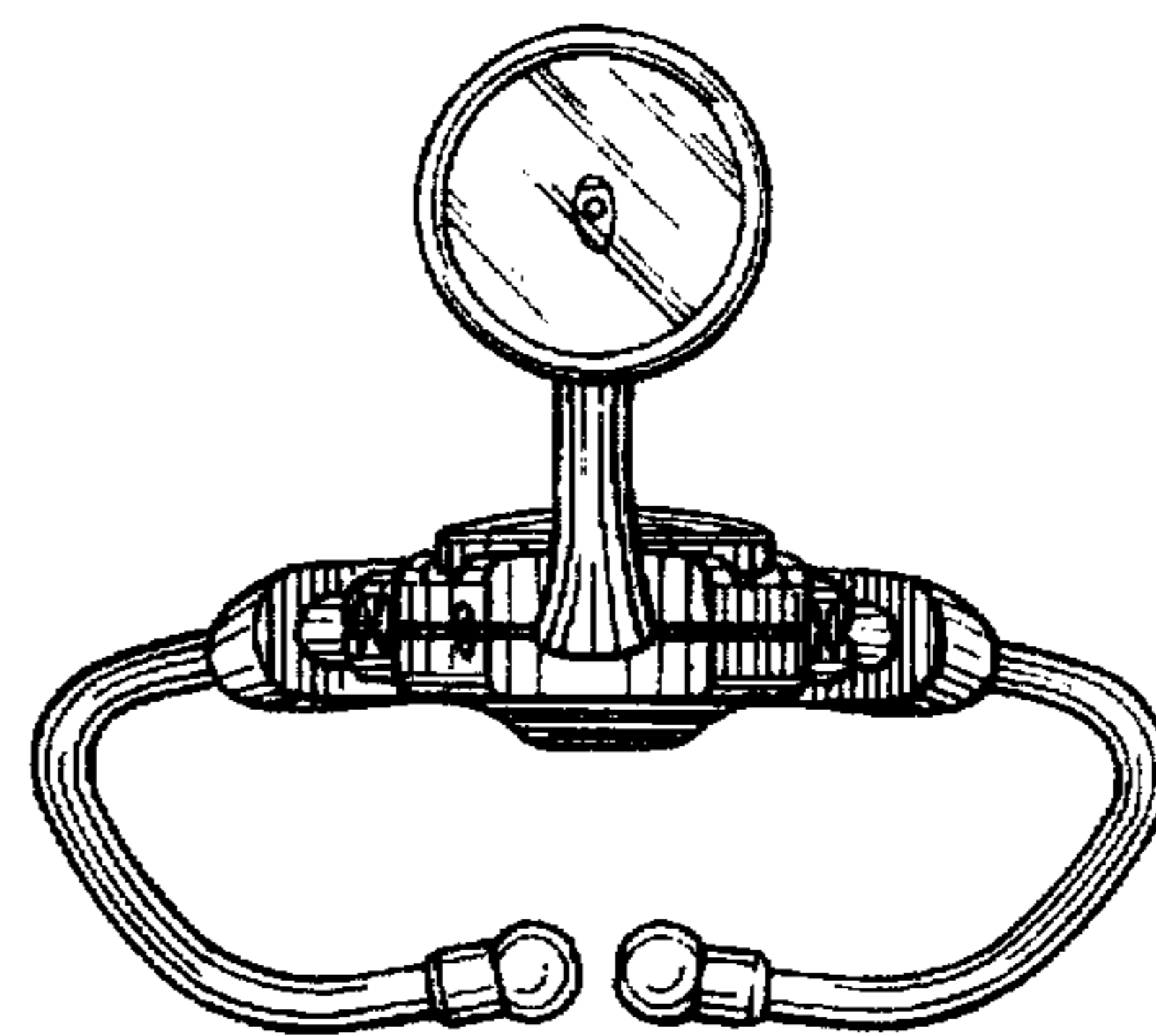


Fig. 7



UNITED STATES PATENT AND TRADEMARK OFFICE

CERTIFICATE OF CORRECTION

PATENT NO. :Des. 389,576

DATED :January 20, 1998

INVENTOR(S) :James A. Grasfield, David E. Winston, Peter R. H. Stark, Daniela Steinhubel

It is certified that error appears in the above-identified patent and that said Letters Patent is hereby corrected as shown below:

ON THE TITLE PAGE:

Item [73] Assignee: StethTech Corporation, Sharon, Massachusetts

Signed and Sealed this
Ninth Day of June, 1998

Attest:



BRUCE LEHMAN

Attesting Officer

Commissioner of Patents and Trademarks