



US00D389554S

United States Patent [19]

Ohmura

[11] Patent Number: **Des. 389,554**

[45] Date of Patent: *****Jan. 20, 1998**

[54] **MAIN BODY OF REEL SEAT FOR FISHING ROD**

[75] Inventor: **Ryuichi Ohmura, Shizuoka, Japan**

[73] Assignee: **Fuji Kogyo Co., Ltd., Shizuoka-ken, Japan**

[*] Notice: The portion of the term of this patent subsequent to Dec. 23, 2011, has been disclaimed.

[**] Term: **14 Years**

[21] Appl. No.: **61,741**

[22] Filed: **Oct. 30, 1996**

[30] **Foreign Application Priority Data**

May 11, 1996 [JP] Japan 8-13533

[51] LOC (6) Cl. **22-05**

[52] U.S. Cl. **D22/142**

[58] Field of Search D22/142; 43/18.1, 43/22, 23

[56] **References Cited**

U.S. PATENT DOCUMENTS

- D. 196,517 10/1963 Chion .
- D. 288,112 2/1987 Childre D22/142
- D. 288,114 2/1987 Childre D22/142
- D. 294,626 3/1988 Rumbaugh et al. D22/142

- D. 294,628 3/1988 Rumbaugh D22/142
- D. 299,737 2/1989 Andreasen D22/142
- D. 301,049 5/1989 Lassi D22/142
- D. 301,050 5/1989 Lassi D22/142
- D. 301,051 5/1989 Lassi D22/142
- D. 302,845 8/1989 Rumbaugh et al. D22/142
- D. 319,283 8/1991 Shiozaki D22/142
- D. 321,744 11/1991 Naeki et al. D22/142
- D. 329,272 9/1992 Takizawa D22/142
- D. 329,273 9/1992 Oyama et al. D22/142
- D. 335,525 5/1993 Chapman D22/142
- D. 373,812 9/1996 Takizawa et al. D22/142
- 5,535,539 7/1996 Vetre 43/23

Primary Examiner—Doris V. Coles

Attorney, Agent, or Firm—Evenson, McKeown, Edwards & Lenahan, P.L.L.C.

[57] **CLAIM**

The ornamental design for main body of reel seat for fishing rod, as shown and described.

DESCRIPTION

FIG. 1 is a perspective view of main body of reel seat for fishing rod embodying my new design;
 FIG. 2 is a top plan view thereof;
 FIG. 3 is a front elevational view the rear being a mirror image thereof;
 FIG. 4 is a bottom plan view thereof;
 FIG. 5 is a left side elevational view thereof; and,
 FIG. 6 is a right side elevational view thereof.

1 Claim, 1 Drawing Sheet

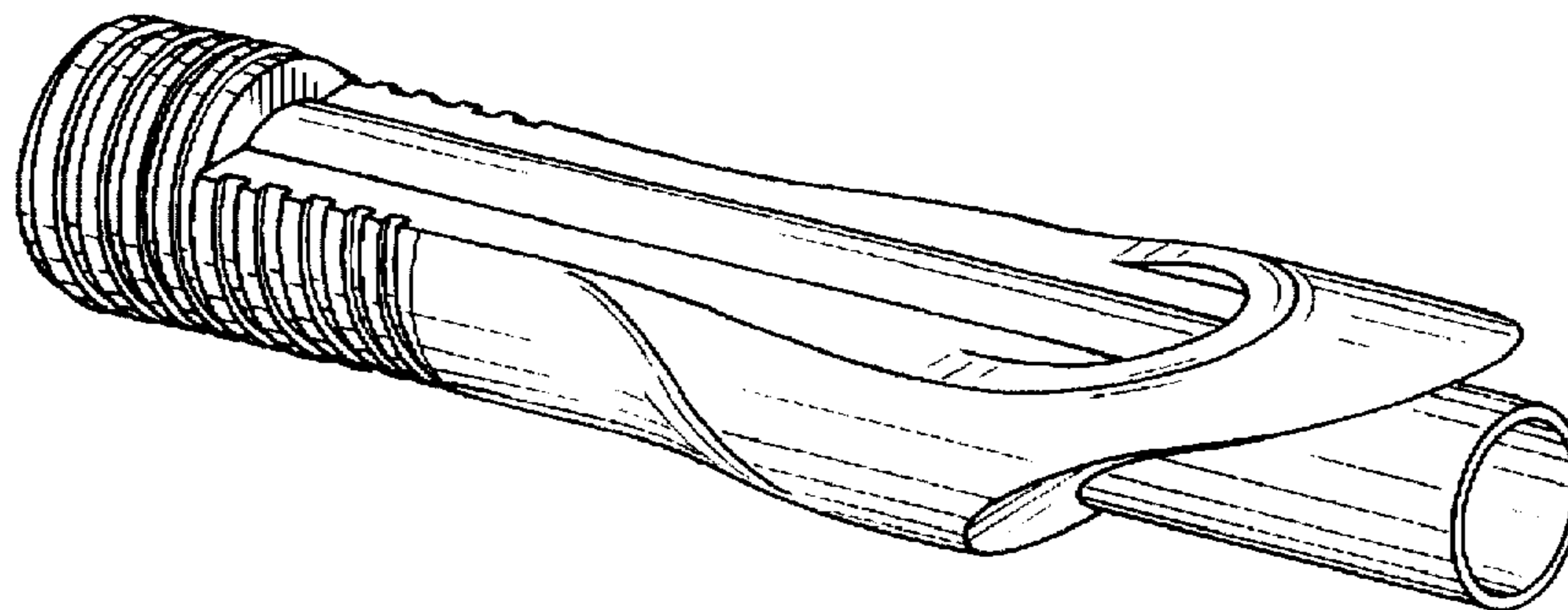


FIG. 1

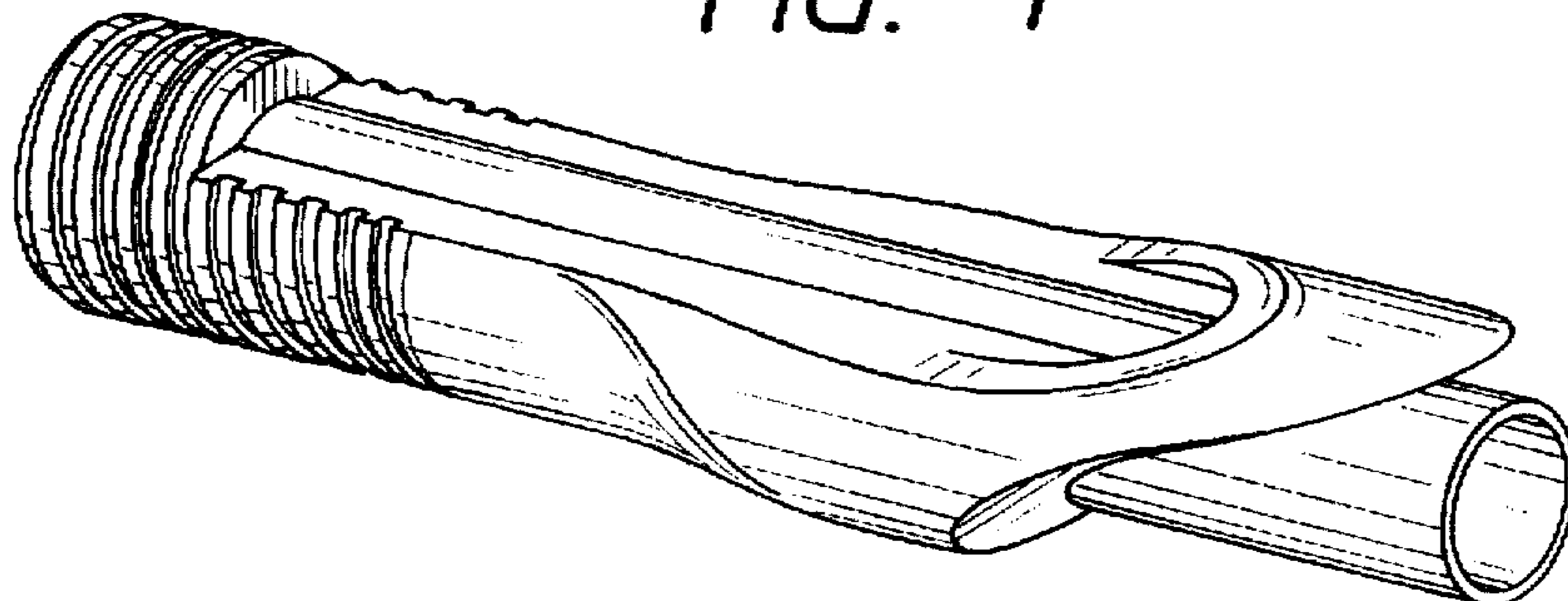


FIG. 2

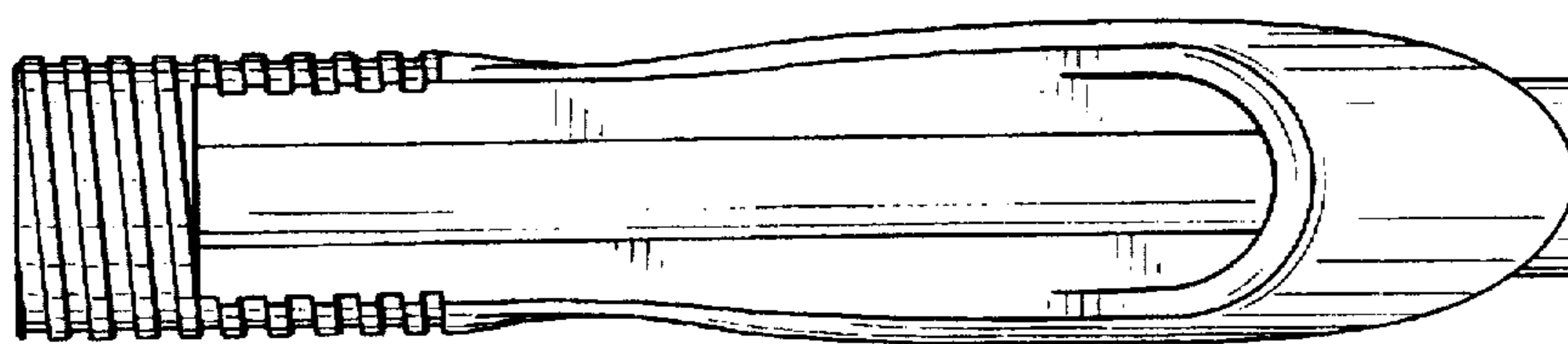


FIG. 3

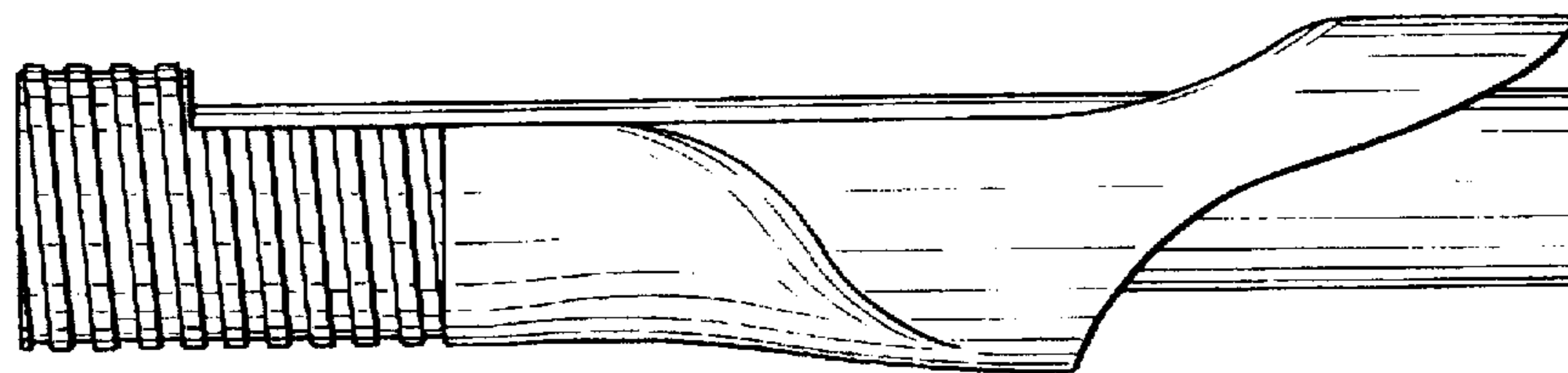


FIG. 4



FIG. 5

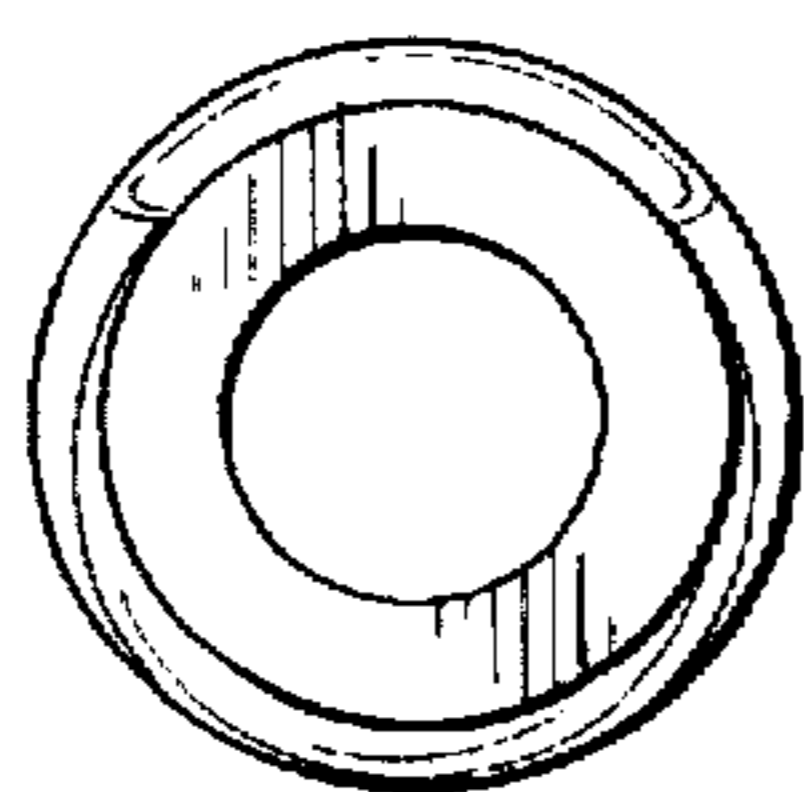


FIG. 6

