



US00D389547S

United States Patent [19]

Smallwood et al.

[11] Patent Number: Des. 389,547

[45] Date of Patent: **Jan. 20, 1998

[54] GOLF TEE DISPENSER

[75] Inventors: Paul A. Smallwood; Michael G. Eckman, both of Chesterfield, Mo.

[73] Assignee: Taylor Nathan Co., Inc., St. Louis, Mo.

[**] Term: 14 Years

[21] Appl. No.: 54,841

[22] Filed: May 23, 1996

[51] LOC (6) Cl. 21-02

[52] U.S. Cl. D21/234

[58] Field of Search D21/234; D3/215, D3/221, 224, 228, 254; 473/405, 284, 168; 206/315.1, 315.9; 224/918, 919, 163

[56] References Cited

U.S. PATENT DOCUMENTS

D. 300,447	3/1989	Timleck	D3/224	X
D. 330,634	11/1992	Mandraccia	D3/224	
1,610,344	12/1926	Williams	224/919	X
3,014,595	12/1961	Bartmann	D21/234	X
4,151,937	5/1979	Jarosh et al.	473/406	X
4,573,610	3/1986	Hurner	224/918	X

4,730,728	3/1988	Larkin	206/315.9
4,850,483	7/1989	Stack	206/315.9
4,875,579	10/1989	Tak	206/315.9 X

OTHER PUBLICATIONS

Advertising Handout, "The Tee Shaker™" 1995.

Primary Examiner—Raphael Barkai

Assistant Examiner—Mitchell I. Siegel

Attorney, Agent, or Firm—Kalish & Gilster

[57] CLAIM

The ornamental design for a golf tee dispenser, as shown and described.

DESCRIPTION

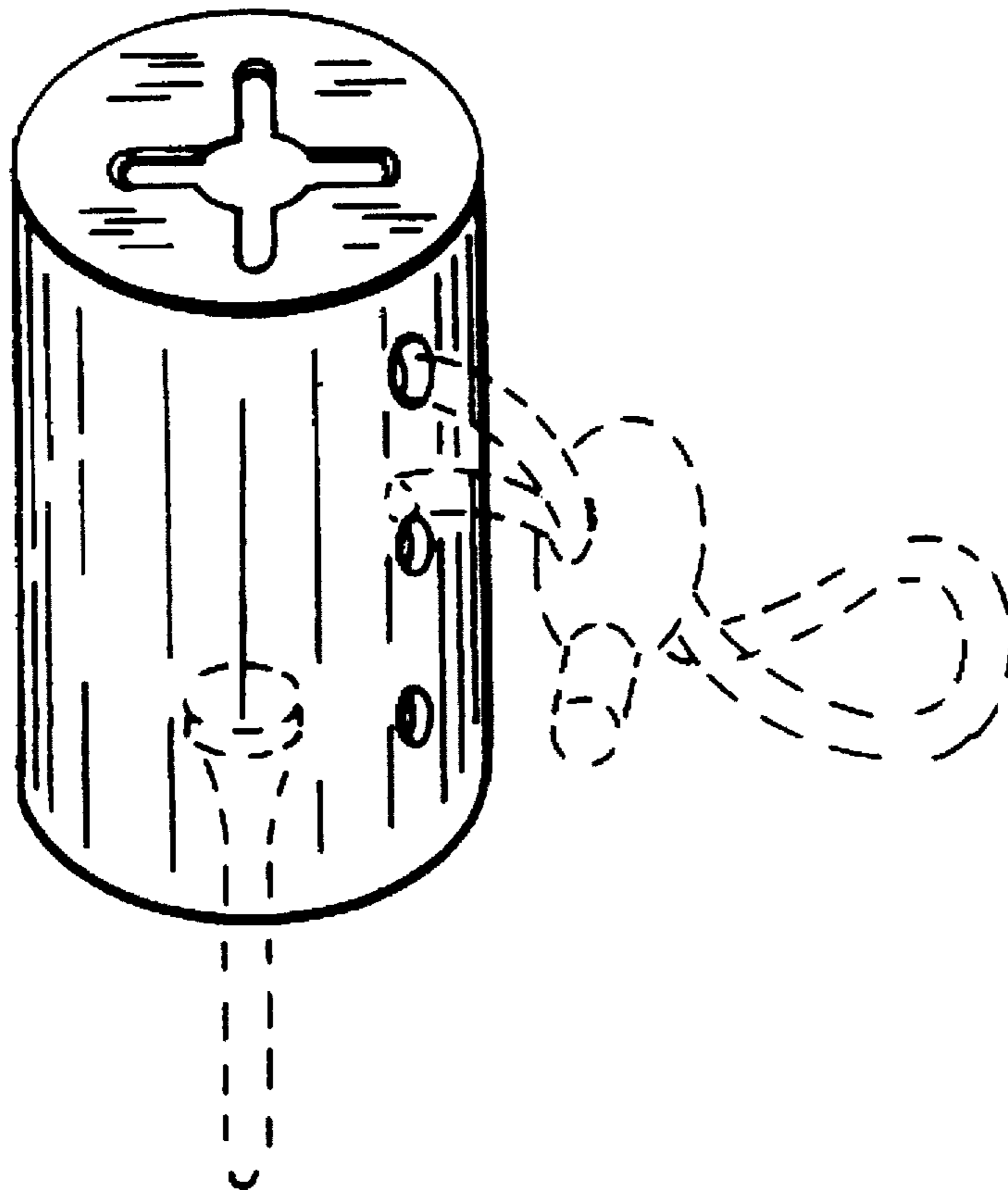
FIG. 1 is a perspective view of a golf tee dispenser showing our new design;

FIG. 2 is a top plan view of thereof, the bottom plan view being identical; and,

FIG. 3 is a front elevational view thereof, the rear elevational view being a mirror image.

The broken line showing of the golf tee and rope in FIG. 1 and the lettering in FIG. 3 is for illustrative purposes only and forms no part of the claimed design.

1 Claim, 1 Drawing Sheet



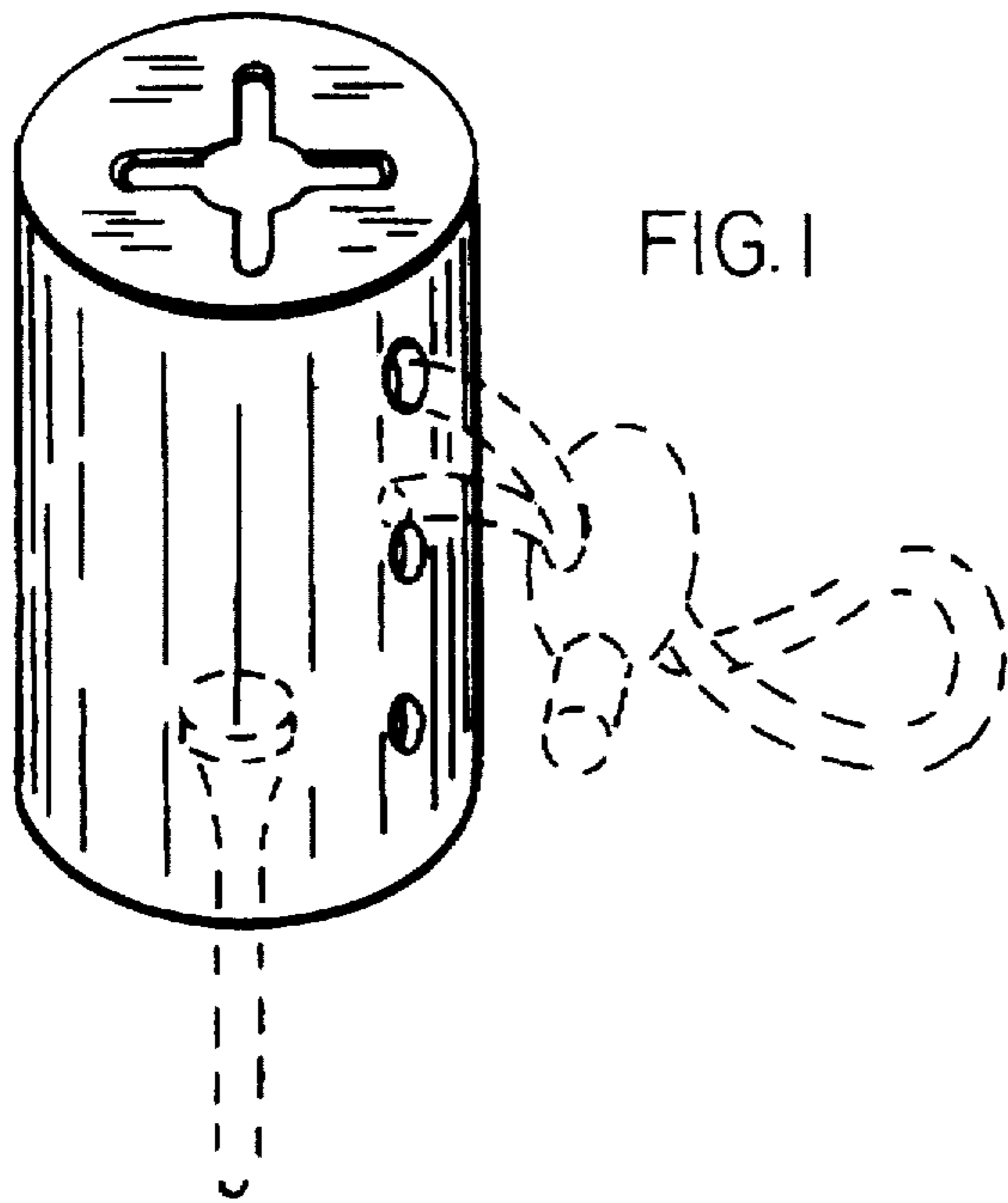


FIG. 1

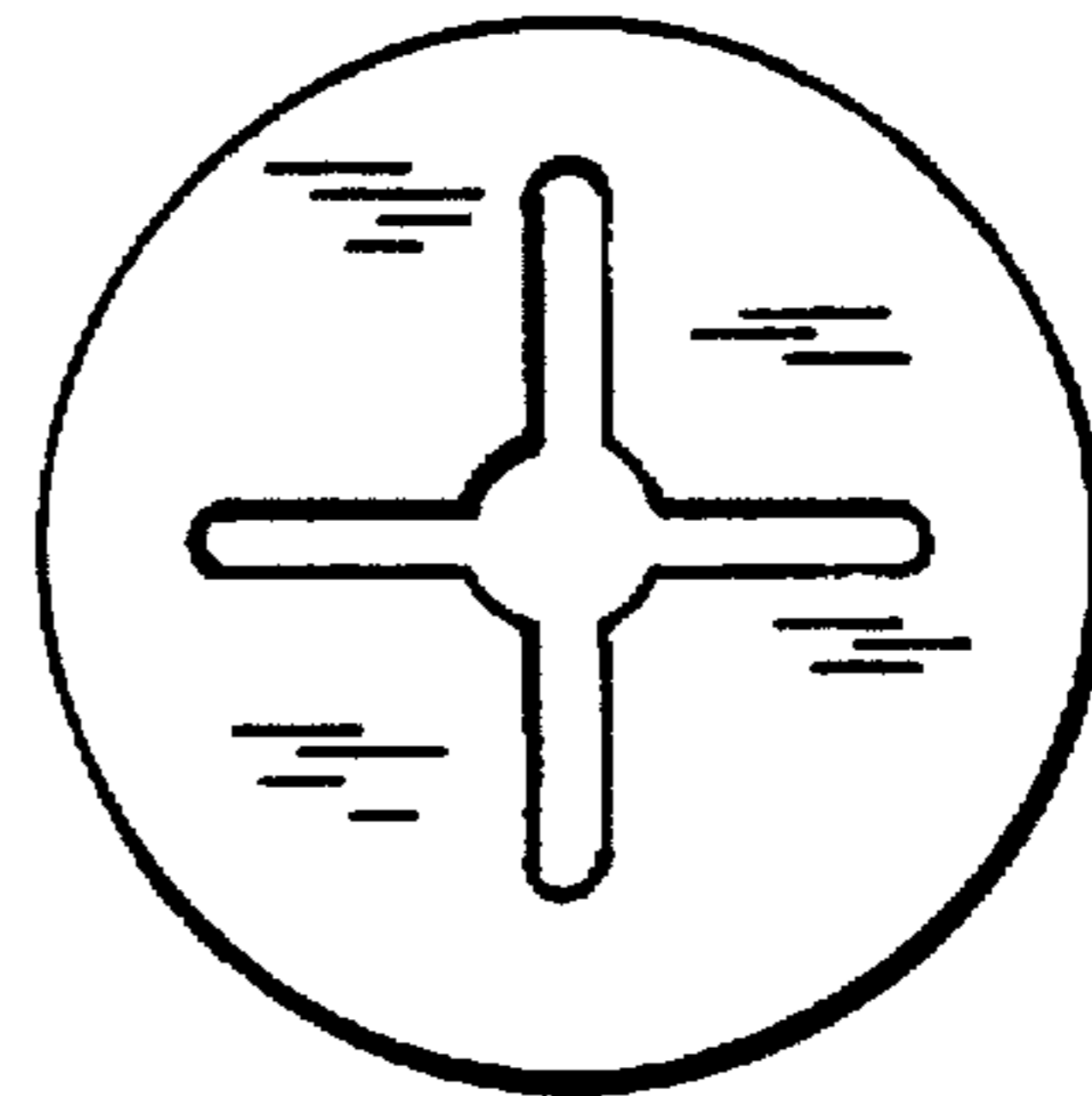


FIG. 2




FIG. 3