



US00D389535S

United States Patent [19]
Schulz

[11] **Patent Number: Des. 389,535**

[45] **Date of Patent: **Jan. 20, 1998**

[54] **TRAIN CAR**

[76] **Inventor: Richard Schulz, 3945 Harvard Ct.,
Livermore, Calif. 94550**

[**] **Term: 14 Years**

[21] **Appl. No.: 60,836**

[22] **Filed: Oct. 8, 1996**

[51] **LOC (6) Cl. 21-01**

[52] **U.S. Cl. D21/129**

[58] **Field of Search D21/71, 73, 76,
D21/129; D12/37; 446/227, 410, 441, 440,
447, 455, 467; 280/828, 87.01; 104/DIG. 1;
105/1.5, 29.2**

[56] **References Cited**

U.S. PATENT DOCUMENTS

D. 171,390	2/1954	Ebert	D21/76
D. 240,544	7/1976	Howard	D21/129
245,702	8/1881	Carpenter	D21/129
D. 251,403	3/1979	Bosler	D21/129
D. 267,708	1/1983	Boyakin	D21/129
D. 285,322	8/1986	Appel	D21/76
D. 313,634	1/1991	Weiland	D21/129
3,261,619	7/1966	Norgaard, Jr. et al.	280/87.01
3,453,921	7/1969	Lohr et al.	446/410

OTHER PUBLICATIONS

Train car top middle of page International Playthings, p. 14, 1984.

Train car lower left of page Toys Are Us Catalog—p. 29, 1993.

Playmobile Catalog, p. 10, Train car, top of page, 1995.

Primary Examiner—Raphael Barkai

Attorney, Agent, or Firm—Burns, Doane, Swecker & Mathis, L.L.P.

[57] **CLAIM**

The ornamental design for a train car, as shown and described.

DESCRIPTION

FIG. 1 is a perspective view of a train car showing my new design;

FIG. 2 is a right side elevational view thereof;

FIG. 3 is a top plan view thereof;


FIG. 4 is a left side elevational view thereof;

FIG. 5 is a front elevational view thereof; and,

FIG. 6 is a rear elevational view thereof.

The bottom of the train car is unornamented.

1 Claim, 4 Drawing Sheets






FIG. 1




FIG. 2

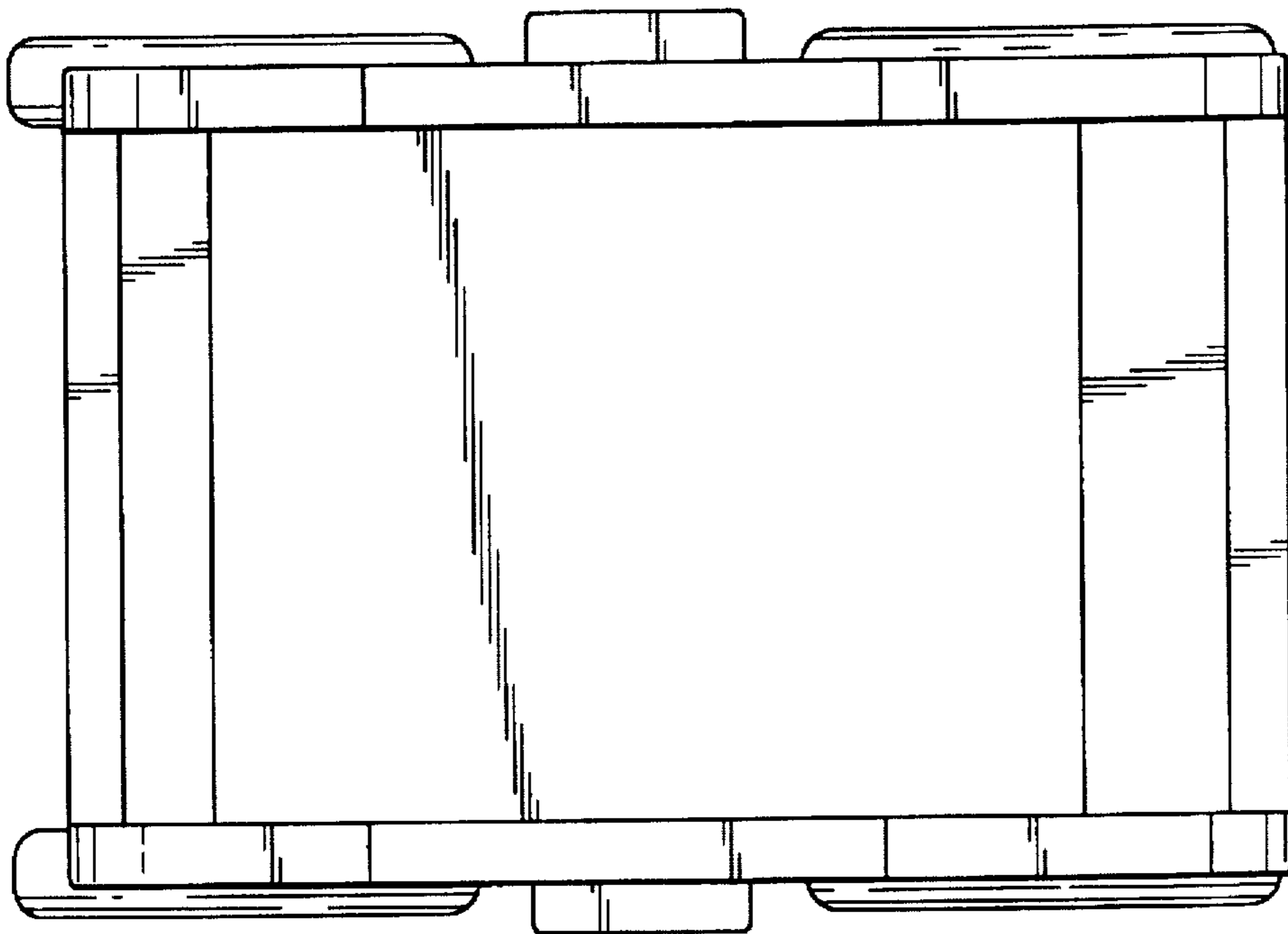


FIG. 3




FIG. 4

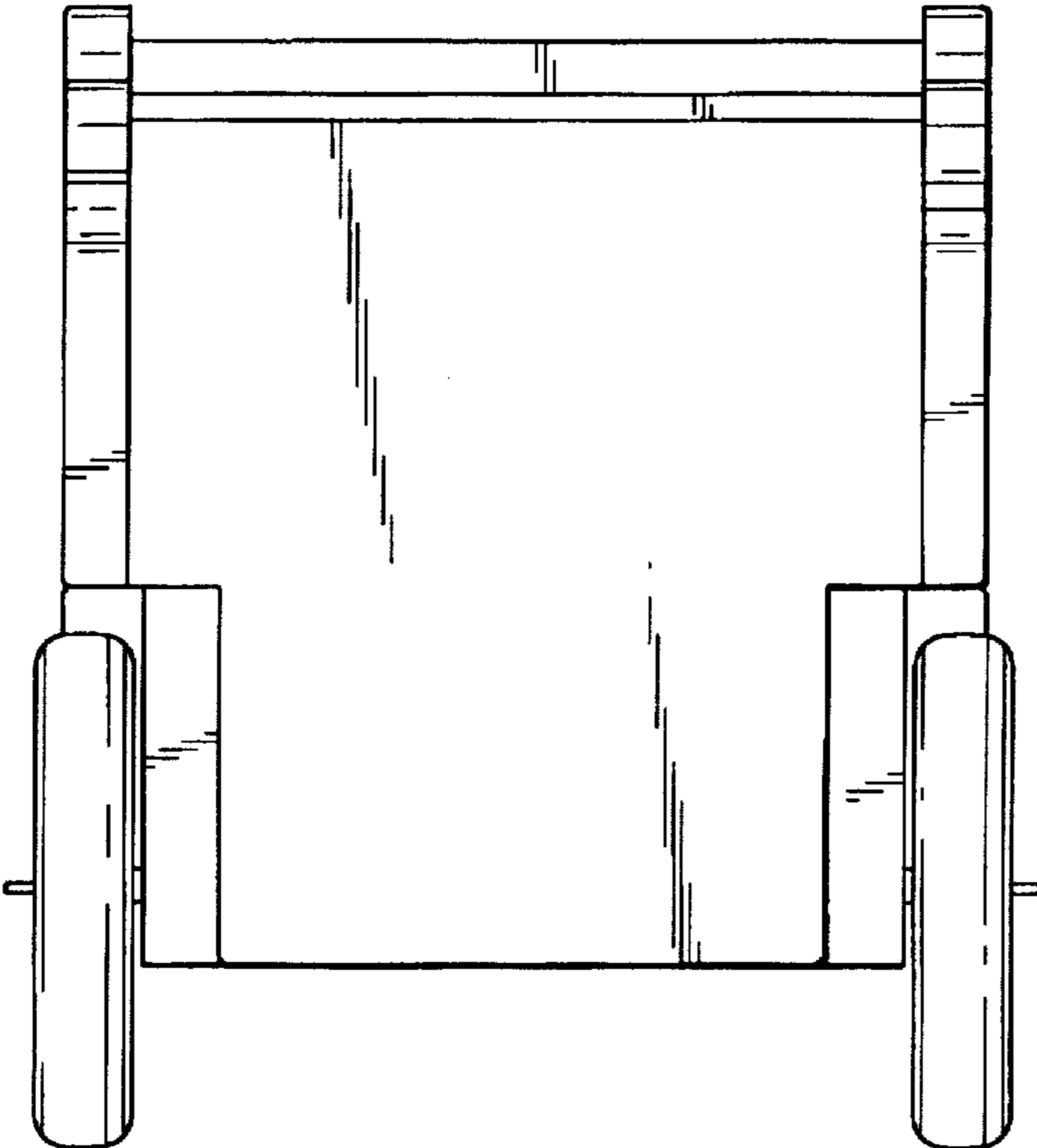


FIG. 5

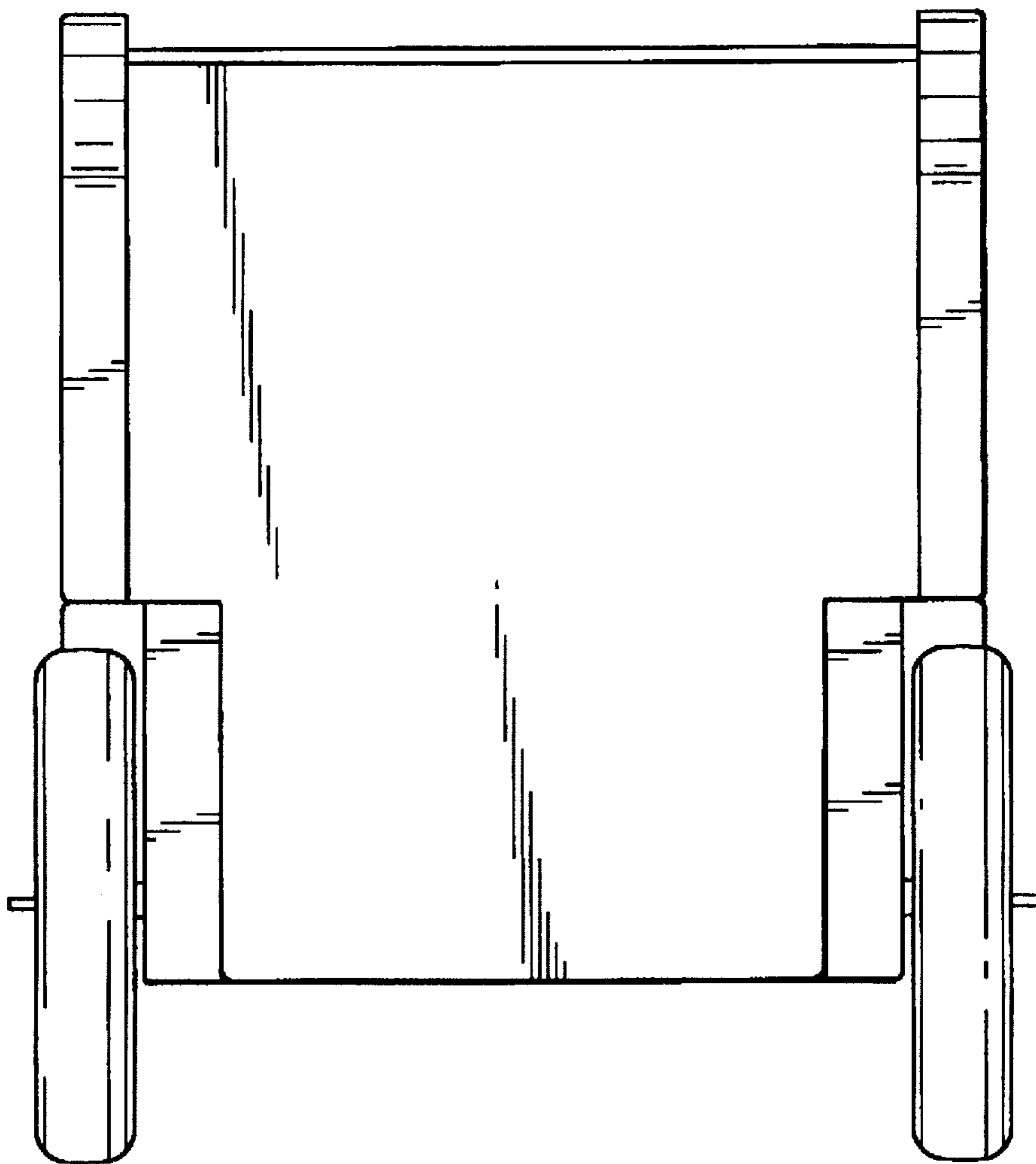


FIG. 6