

US00D389512S

United States Patent [19]

Kouzai et al.

[11] Patent Number: **Des. 389,512**

[45] Date of Patent: ****Jan. 20, 1998**

[54] **PRINTER INKSHEET**

5,185,315 2/1993 Sparer 400/208 X
5,501,537 3/1996 Kohno 400/120.02 X

[75] Inventors: **Fumio Kouzai; Kenichi Haramoto; Tomoyuki Matsumoto**, all of Tokyo, Japan

FOREIGN PATENT DOCUMENTS

758750-1 10/1991 Japan .
758751-1 10/1991 Japan .
5-2889 2/1993 Japan .

[73] Assignee: **Mitsubishi Denki Kabushiki Kaisha**, Tokyo, Japan

Primary Examiner—Louis S. Zarfes
Assistant Examiner—E. Watterson
Attorney, Agent, or Firm—Oblon, Spivak, McClelland, Maier & Neustadt, P.C.

[**] Term: **14 Years**

[21] Appl. No.: **48,247**

[57] **CLAIM**

[22] Filed: **Dec. 22, 1995**

The ornamental design for a printer inksheet, as shown and described.

[30] **Foreign Application Priority Data**

DESCRIPTION

Jul. 19, 1995 [JP] Japan 7-20863

[51] LOC (6) CL **18-99**

FIG. 1 is a top plan view of a printer sheet, showing our new design;

[52] U.S. Cl. **D18/56**

FIG. 2 is a partial enlarged view thereof of area 2 shown in FIG. 1;

[58] Field of Search D18/18, 44, 56;
347/213, 214, 172, 175, 176, 178

FIG. 3 is a referential front, top and right side perspective view thereof;

[56] **References Cited**

The broken lines shown in FIG. 3 are for illustrative purposes only and form no part of the claimed invention.

U.S. PATENT DOCUMENTS

4,573,059 2/1986 Shinma et al. 400/240.4 X
4,638,330 1/1987 Watanabe 400/240.4 X
4,642,655 2/1987 Sparer et al. 347/178

1 Claim, 3 Drawing Sheets

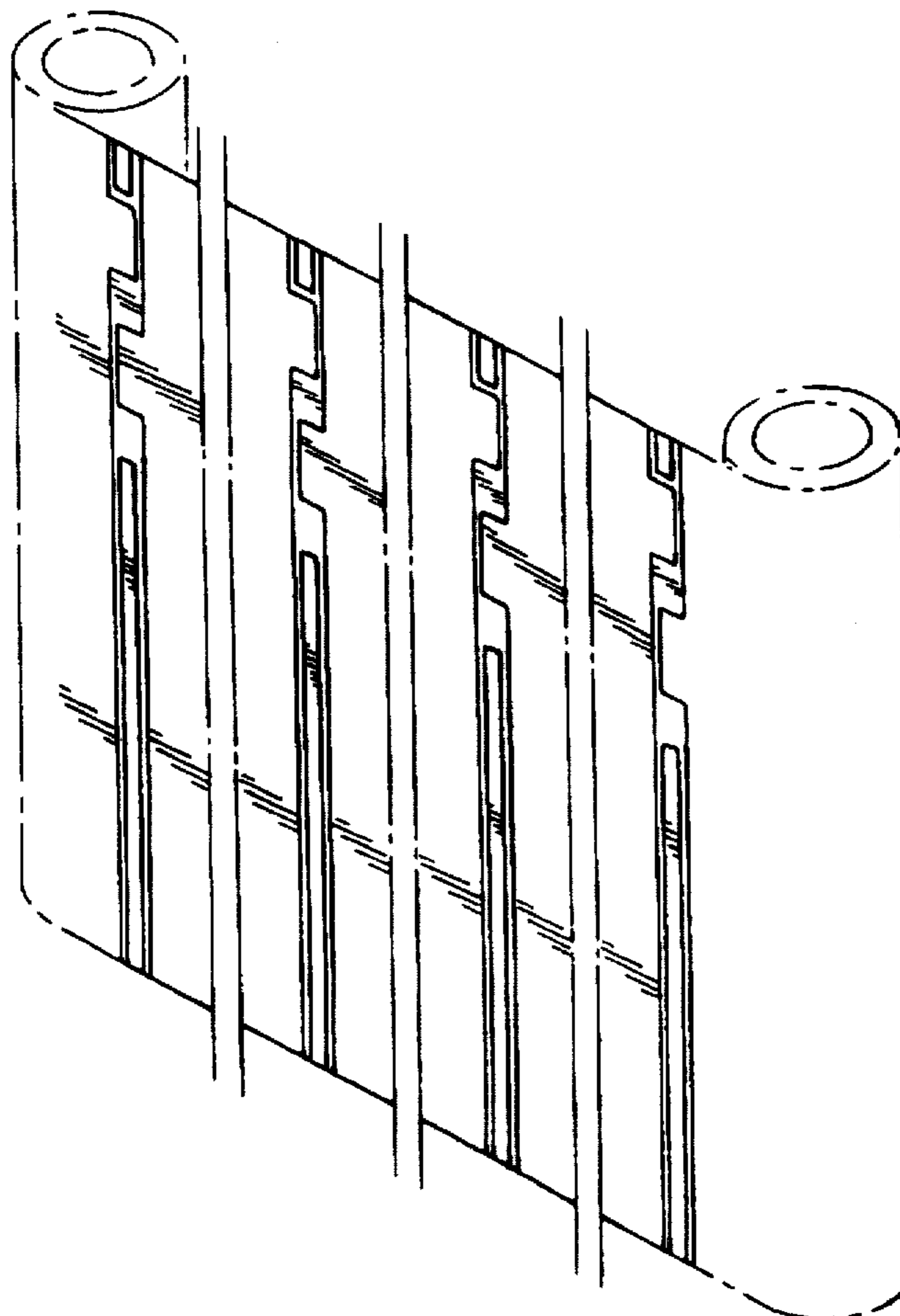


FIG. 1

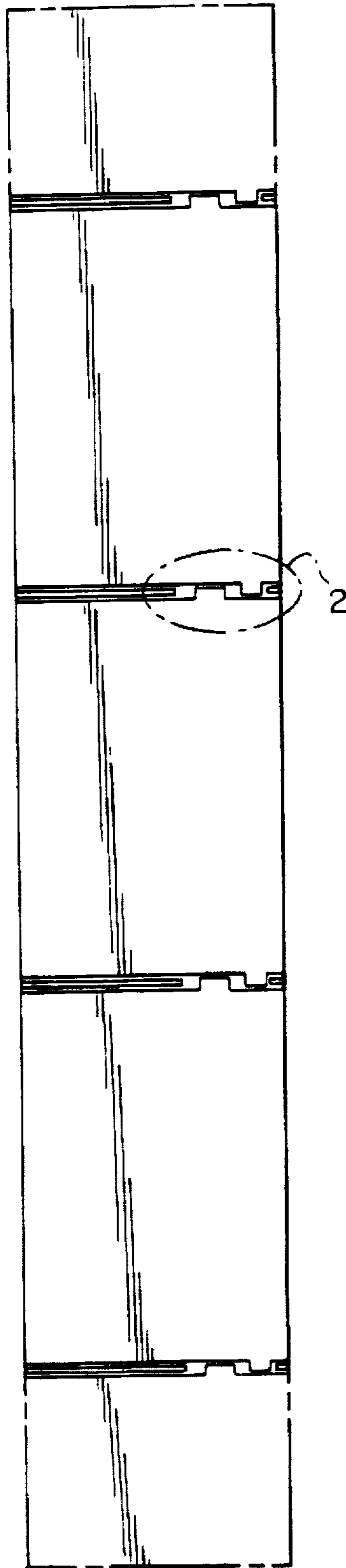


FIG. 2

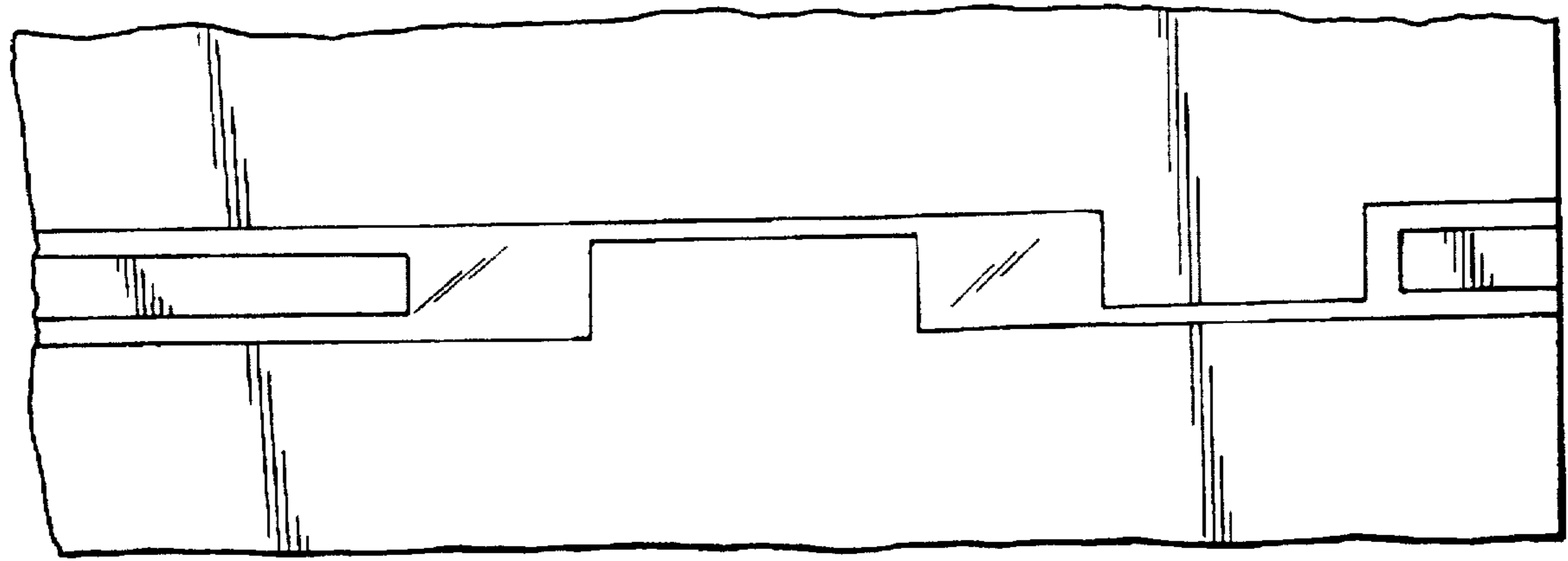


FIG. 3

