



US00D389500S

United States Patent [19]
Krekelberg

[11] **Patent Number: Des. 389,500**

[45] **Date of Patent: **Jan. 20, 1998**

[54] **VIDEO CAMERA**

D. 340,253 10/1993 Fedorczak D16/203
D. 357,929 5/1995 Pierce D16/202
5,610,678 3/1997 Tsuboi et al. 348/375

[75] **Inventor: David E. Krekelberg, Minnetonka, Minn.**

Primary Examiner—Philip S. Hyder
Assistant Examiner—Adir Aronovich
Attorney, Agent, or Firm—Nawrocki, Rooney & Sivertson, P.A.

[73] **Assignee: iREZ Research, Corporation, Minnetonka, Minn.**

[**] **Term: 14 Years**

[57] **CLAIM**

[21] **Appl. No.: 62,494**

The ornamental design for a video camera, as shown and described.

[22] **Filed: Nov. 15, 1996**

DESCRIPTION

[51] **LOC (6) Cl. 16-01**

[52] **U.S. Cl. D16/202; D16/203**

[58] **Field of Search D16/200-205, D16/208; 348/143, 373-376; 396/429, 433**

FIG. 1 is a perspective view of a video camera showing my new design;
FIG. 2 is a right side elevational view thereof;
FIG. 3 is a top plan view thereof;
FIG. 4 is a bottom plan view thereof;
FIG. 5 is a front view thereof; and,
FIG. 6 is a rear view thereof.

[56] **References Cited**

U.S. PATENT DOCUMENTS

D. 263,716 4/1982 Globus et al. D16/200
D. 296,551 7/1988 Mizogui D16/202

1 Claim, 1 Drawing Sheet




Fig.1




Fig.2

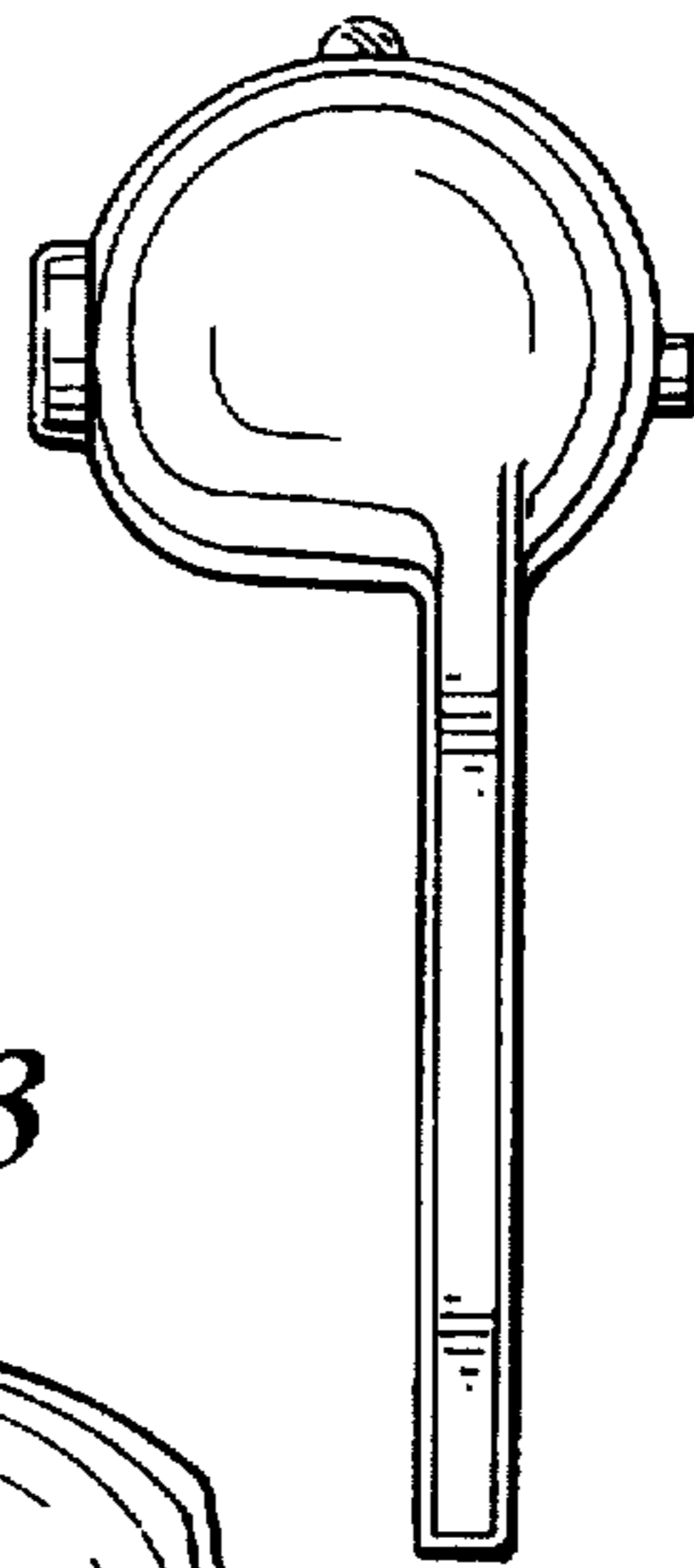


Fig.3




Fig.5




Fig.4

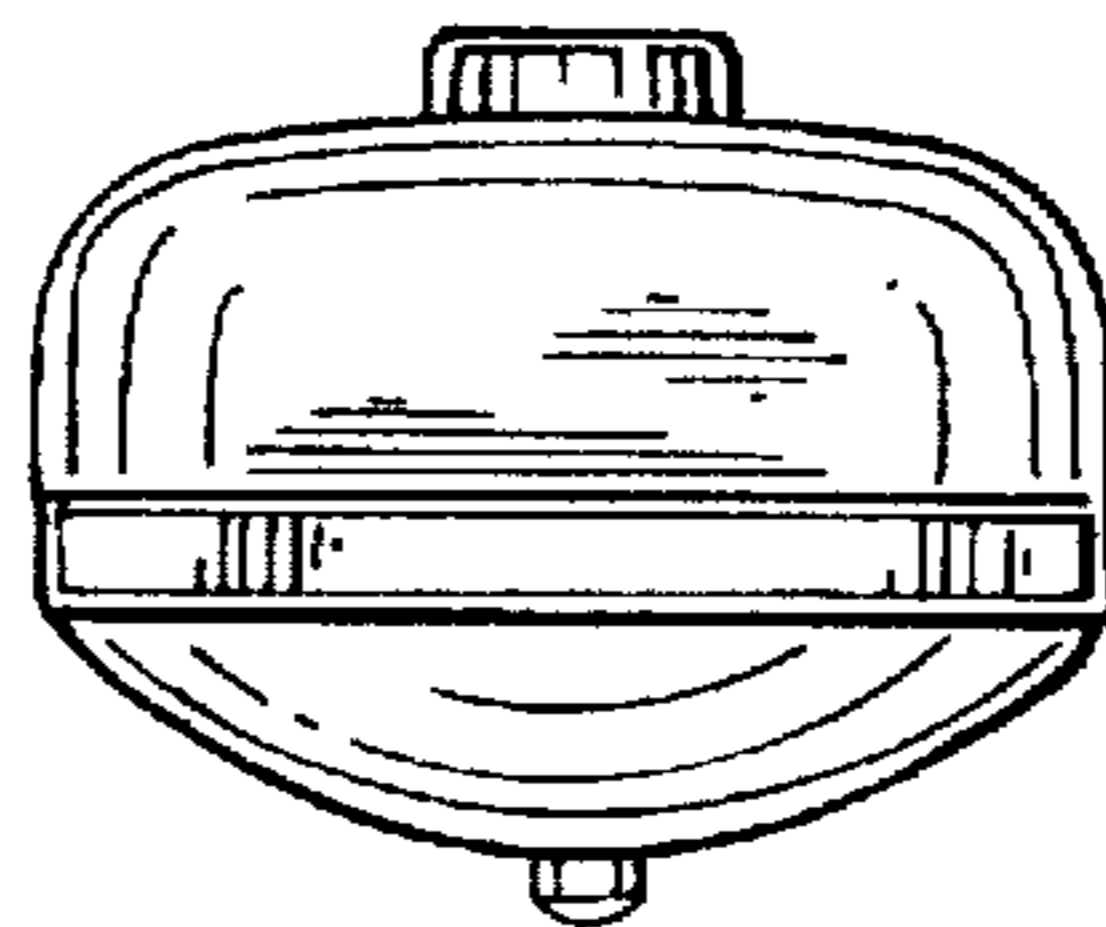


Fig.6

