



US00D389490S

United States Patent [19]

Shimamura et al.

[11] Patent Number: **Des. 389,490**

[45] Date of Patent: ****Jan. 20, 1998**

[54] **RIDING-TYPE MOWER**

[75] Inventors: **Teruo Shimamura; Akio Matsui; Yoshihiro Kawahara; Osami Fujiwara; Yoshikazu Togoshi; Hironori Tsuchihashi; Kenichi Chujo; Hideya Umemoto; Niro Bando**, all of Sakai, Japan

[73] Assignee: **Kubota Corporation**, Osaka, Japan

[**] Term: **14 Years**

[21] Appl. No.: **50,983**

[22] Filed: **Feb. 29, 1996**

[30] **Foreign Application Priority Data**

Aug. 31, 1995 [JP] Japan 7-25830

[51] LOC (6) Cl. **15-03**

[52] U.S. Cl. **D15/15**

[58] Field of Search **D15/10, 14-17; 56/12.7, 15.8, 200, 254, 255, 294, 320.1, 320.2; 180/89.1, 89.12, 900**

[56] **References Cited**

U.S. PATENT DOCUMENTS

D. 242,940 1/1977 Ehrlin et al. D15/15

D. 243,270	2/1977	Ehrlin et al.	D15/15
D. 249,267	9/1978	Brackin et al.	D15/15
D. 340,459	10/1993	Kawakita et al.	D15/15
4,311,204	1/1982	Shupert	180/89.1
4,747,257	5/1988	Hutchison	56/15.8
4,787,646	11/1988	Kamlukin et al.	56/15.8
4,835,951	6/1989	Walker	56/202
4,899,525	2/1990	Takei et al.	56/202
5,029,437	7/1991	Dobberpuhl	56/15.8

Primary Examiner—Sandra L. Morris
Attorney, Agent, or Firm—Webb Ziesenheim Bruening Logsdon Orkin & Hanson, P.C.

[57] **CLAIM**

The ornamental design for a riding-type mower, as shown and described.

DESCRIPTION

FIG. 1 is a front view of our riding-type mower; FIG. 2 is a rear view thereof; FIG. 3 is a top plan view thereof; FIG. 4 is a right side view thereof; FIG. 5 is a left side view thereof; FIG. 6 is a rear right side perspective view thereof; FIG. 7 is a front right side perspective view thereof; and FIG. 8 is a rear left side perspective view thereof.

1 Claim, 5 Drawing Sheets






FIG. 1




FIG. 2




FIG. 3




FIG. 4




FIG. 5



FIG. 6



FIG. 7



FIG. 8