



US00D389489S

United States Patent [19]
Wong

[11] **Patent Number: Des. 389,489**
[45] **Date of Patent: **Jan. 20, 1998**

[54] **COMBINED AIR COMPRESSOR AND EMERGENCY LIGHT**

[75] **Inventor: Paul Wai Kan Wong**, New Territories, Hong Kong

[73] **Assignee: Good Hope Industries Ltd.**, Hong Kong, Hong Kong

[**] **Term: 14 Years**

[21] **Appl. No.: 42,957**

[22] **Filed: Aug. 21, 1995**

[30] **Foreign Application Priority Data**

Apr. 24, 1995 [GB] United Kingdom 2046947

[51] **LOC (6) Cl. 15-02**

[52] **U.S. Cl. D15/9**

[58] **Field of Search D15/7-9.2; D24/8; D26/38; 417/415, 234, 235**

[56] **References Cited**

U.S. PATENT DOCUMENTS

D. 300,035 2/1989 Yuen D15/9
D. 356,800 3/1995 Chen D15/9
4,187,058 2/1980 Fish D15/9

Primary Examiner—Ralf Seifert

Attorney, Agent, or Firm—Blakely Sokoloff Taylor & Zafman

[57] **CLAIM**

The ornamental design for a combined air compressor and emergency light, as shown and described.

DESCRIPTION

The file of this patent contains at least one drawing executed in color. Copies of this patent with color drawings will be provided by the Patent and Trademark Office upon request and payment of the necessary fee.

FIG. 1 is a front elevation view thereof;

FIG. 2 is a rear elevation view thereof;

FIG. 3 is a top plan view thereof;

FIG. 4 is a top left perspective view thereof;

FIG. 5 is a top right perspective view thereof;

FIG. 6 is a bottom left perspective view thereof;

FIG. 7 is a bottom right perspective view thereof;

FIG. 8 is a front elevational view, showing the claimed article with the emergency light extended;

FIG. 9 is a rear elevational view of FIG. 8;

FIG. 10 is a top left perspective view of FIG. 8;

FIG. 11 is a top right perspective view of FIG. 8;

FIG. 12 is a top plan view of FIG. 8; and,

FIG. 13 is a top front perspective view of FIG. 8.

1 Claim, 13 Drawing Sheets






FIGURE 1




FIGURE 2

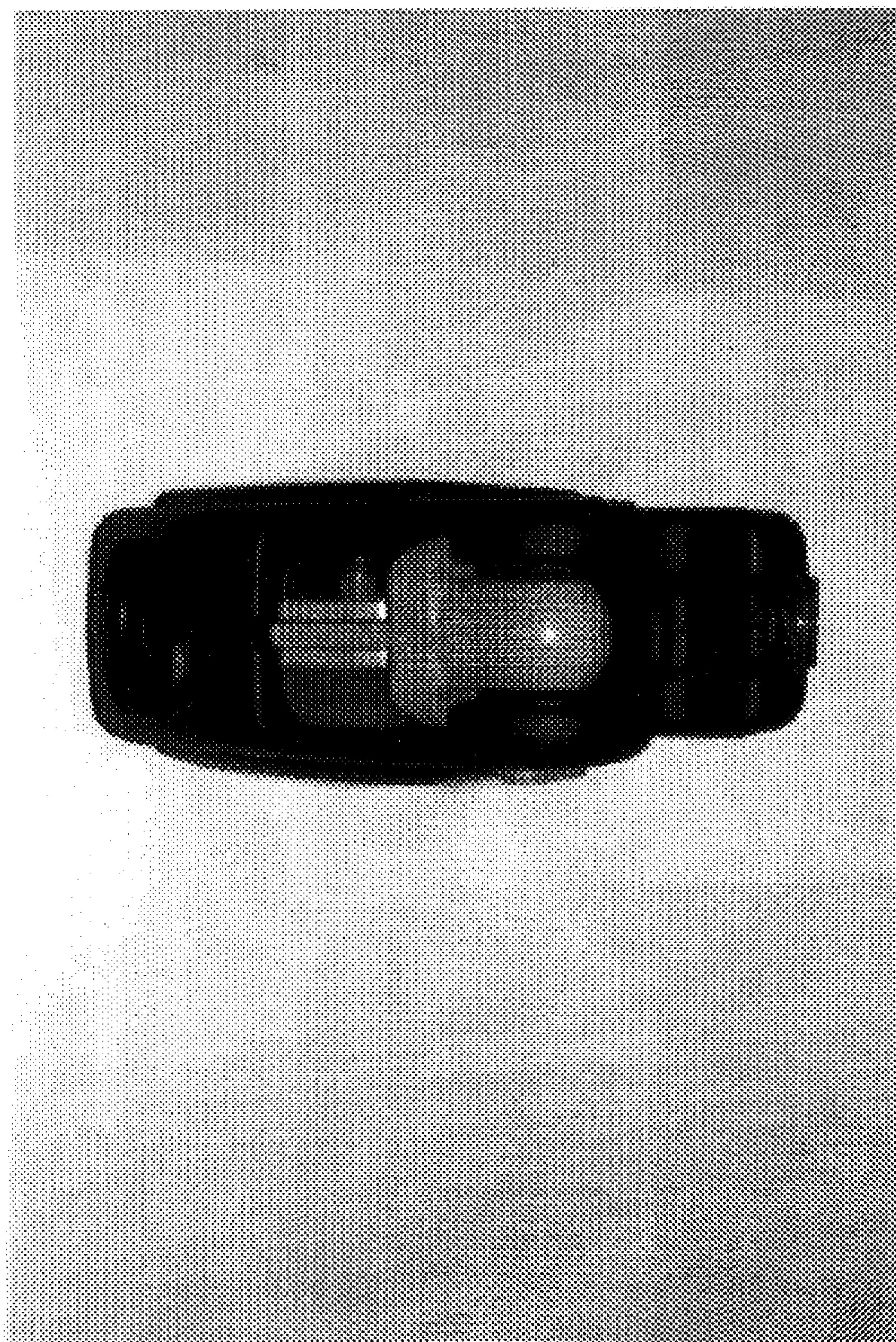


FIGURE 3




FIGURE 4




FIGURE 5




FIGURE 6




FIGURE 7




FIGURE 8

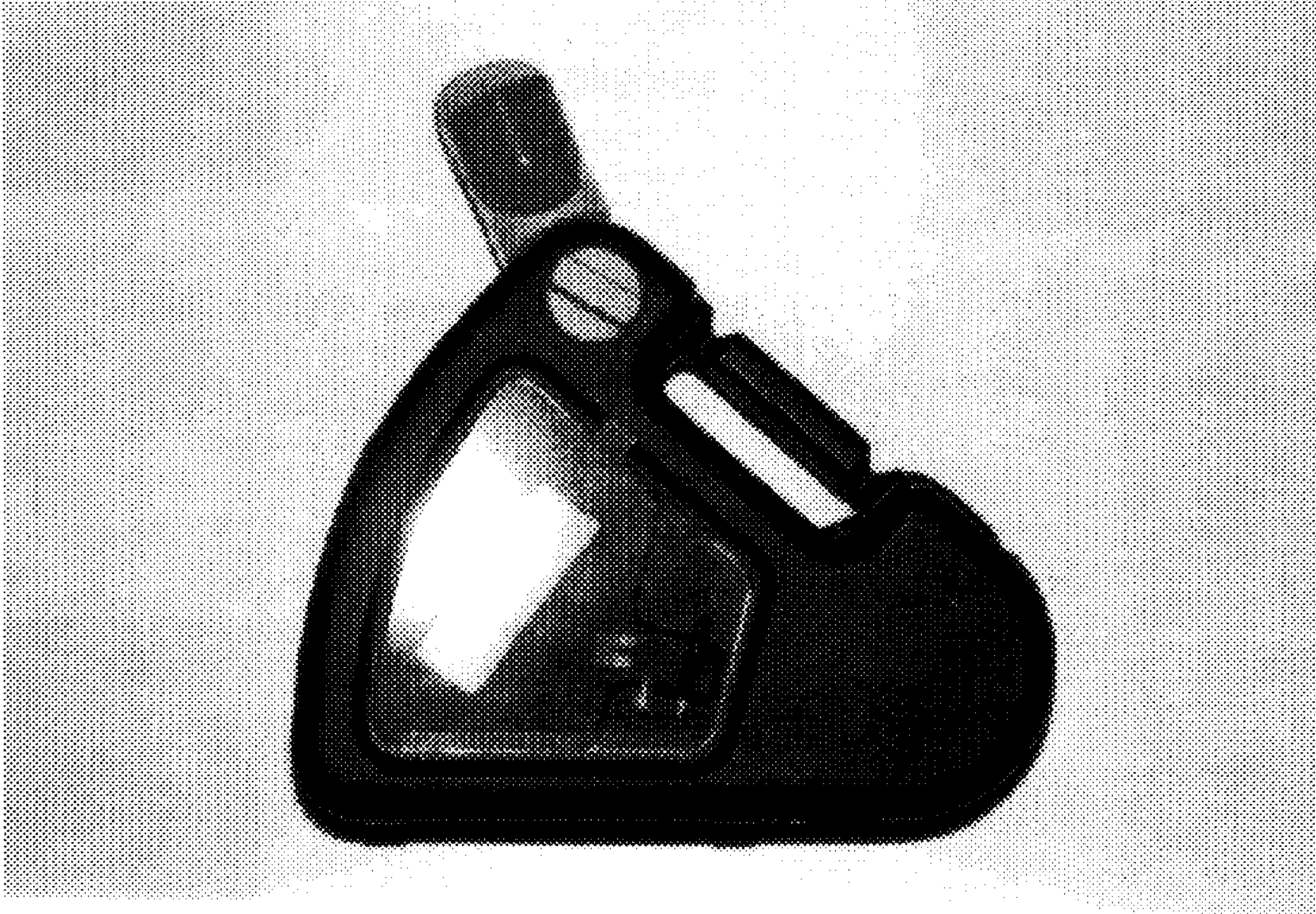


FIGURE 9




FIGURE 10




FIGURE 11

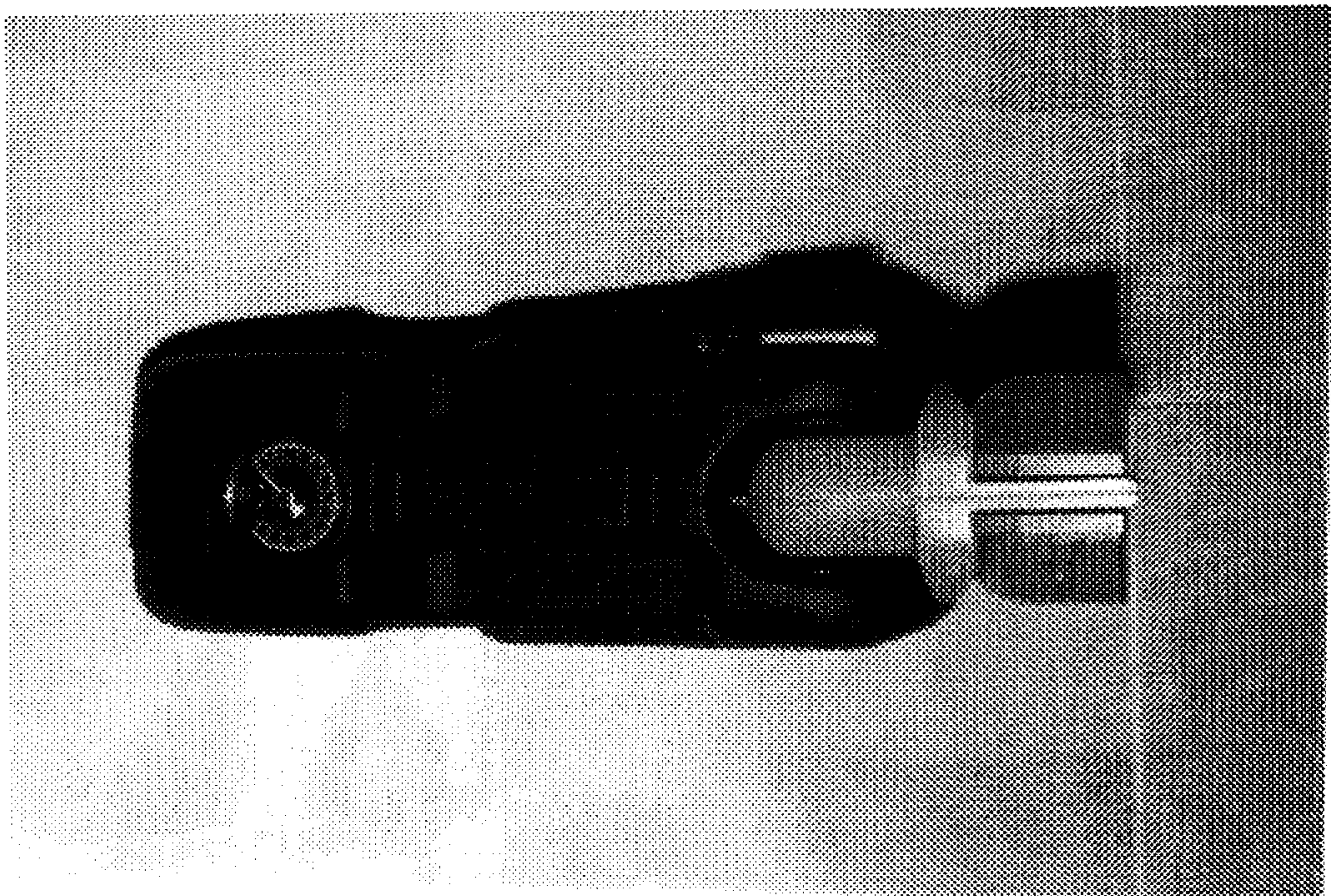


FIGURE 12




FIGURE 13