



US00D389479S

# United States Patent [19]

## Dijkstra

[11] Patent Number: **Des. 389,479**

[45] Date of Patent: **\*\*Jan. 20, 1998**

[54] **TELEPHONE WITH ANSWERING DEVICE**

[75] Inventor: **Tjeerd Dijkstra**, Leiderdorp, Netherlands

[73] Assignee: **Pollyflame International B.V.**, Netherlands

[\*\*] Term: **14 Years**

[21] Appl. No.: **56,679**

[22] Filed: **Jul. 5, 1996**

[30] **Foreign Application Priority Data**

Jan. 5, 1996 [WO] WIPO ..... DM/035145

[51] **LOC (6) Cl.** ..... **14-03**

[52] **U.S. Cl.** ..... **D14/151; D14/141**

[58] **Field of Search** ..... **D14/137, 138, D14/140, 142, 143, 144, 147-153, 240, 241; 379/69, 419, 420, 428, 440, 454, 455, 356, 433-436**

[56] **References Cited**

**U.S. PATENT DOCUMENTS**

- D. 193,714 10/1962 Rector ..... D14/144
- D. 209,286 11/1967 Kagan ..... D14/152
- D. 219,030 10/1970 Payne ..... D14/142
- D. 225,237 11/1972 Lepoix ..... D14/152
- D. 236,356 8/1975 Henshaw ..... D14/151
- D. 263,611 3/1982 Bergman ..... D21/111
- D. 274,517 7/1984 Monahan ..... D14/142
- D. 282,763 2/1986 Catelli ..... D14/144 X

- D. 295,172 4/1988 Smith et al. .... D14/151
- D. 297,428 8/1988 McElroy ..... D14/144
- D. 304,940 12/1989 Pfeifer et al. .... D14/151
- D. 307,427 4/1990 Polhemus ..... D14/142 X
- D. 320,983 10/1991 Grinyer ..... D14/141 X
- D. 371,782 7/1996 Behar et al. .... D14/151
- D. 372,238 7/1996 Khair ..... D14/151
- 3,301,958 1/1967 Blakeslee et al. .... D14/153 X

**OTHER PUBLICATIONS**

B. A. Pargh Catalog, 1985 Spring/Summer, p. 240, QTAF35, Conference 2000 at top right.

*Primary Examiner*—Jeffrey Asch

*Attorney, Agent, or Firm*—Merchant, Gould, Smith, Edell, Welter & Schmidt, P.A.

[57] **CLAIM**

The ornamental design for a telephone with answering device, as shown and described.

**DESCRIPTION**

FIG. 1 is a top and front perspective view of a telephone showing my new design;  
 FIG. 2 is a top, front perspective view with cover open;  
 FIG. 3 is a right side view;  
 FIG. 4 is a left side view;  
 FIG. 5 is a top plan view;  
 FIG. 6 is a bottom plan view;  
 FIG. 7 is a front view; and,  
 FIG. 8 is a rear plan view.

**1 Claim, 8 Drawing Sheets**



FIG. 1



FIG. 2



FIG. 3




FIG. 4




FIG. 5




FIG. 6




FIG. 7






FIG. 8

