



US00D389447S

United States Patent [19]

Chrysanto

[11] Patent Number: **Des. 389,447**

[45] Date of Patent: *****Jan. 20, 1998**

[54] **AUTOMOBILE AND TRUCK WHEEL**

[75] Inventor: **Chrysanto**, Surabaya, Indonesia

[73] Assignee: **PT Prima Alloy Steel Universal**,
Gendangan, Indonesia

[*] Notice: The portion of the term of this patent subsequent to Sep. 23, 2011, has been disclaimed.

[**] Term: **14 Years**

[21] Appl. No.: **44,921**

[22] Filed: **Oct. 3, 1995**

[51] LOC (6) Cl. **12-16**

[52] U.S. Cl. **D12/209**

[58] Field of Search D12/209, 211;
301/64.1, 65, 37.1

- D. 360,610 7/1995 Bernoni .
- D. 360,866 8/1995 Echazabal .
- D. 361,547 8/1995 Echazabal .
- D. 361,976 9/1995 Echazabal .
- D. 363,910 11/1995 Chung .
- D. 363,912 11/1995 Chung .
- D. 367,460 2/1996 Chung .
- D. 367,461 2/1996 Chung .

OTHER PUBLICATIONS

1994 Custom Wheel & Tire Style Guide, p. 16, See "Prowler Wheel".

1994 Performance Wheel, Tire & Suspension Handbook.

1995 Performance Wheel, Tire & Suspension Handbook.

Primary Examiner—James Gandy

Assistant Examiner—Stacia Sinuik

Attorney, Agent, or Firm—Fulwider Patton Lee & Utecht, LLP

[57] CLAIM

The ornamental design for an automobile and truck wheel, as shown.

DESCRIPTION

FIG. 1 is a perspective view of an automobile and truck wheel showing my new design; FIG. 2 is a front elevational view thereof; and, FIG. 3 is a top plan view thereof.

1 Claim, 2 Drawing Sheets

[56] References Cited

U.S. PATENT DOCUMENTS

- D. 84,319 4/1931 Beutke .
- D. 84,320 4/1931 Beutke .
- D. 258,129 2/1981 Horikoshi .
- D. 258,503 3/1981 Semple .
- D. 267,564 1/1983 Wright .
- D. 347,203 5/1994 Buyze .
- D. 351,582 10/1994 Echazabel .

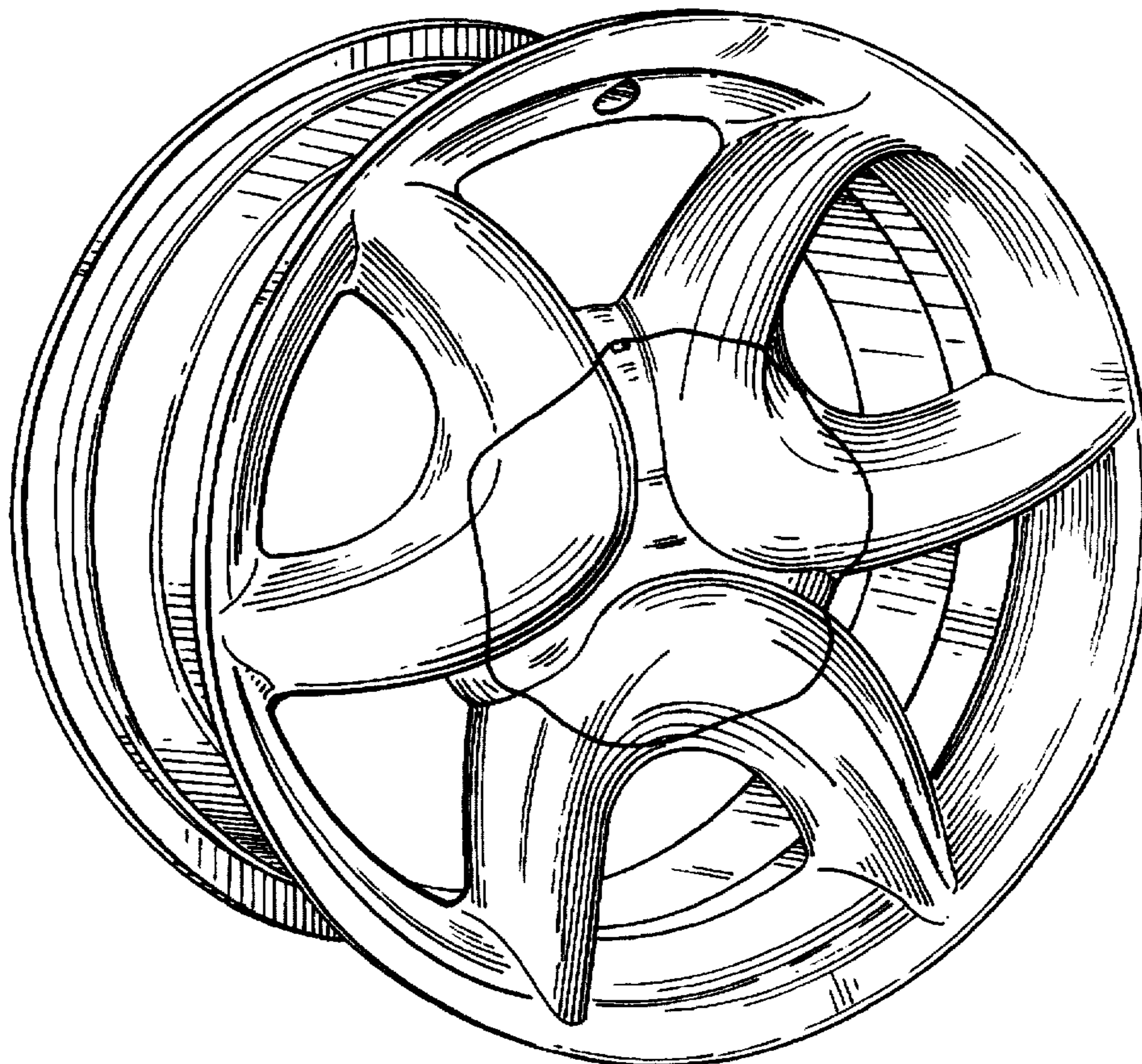
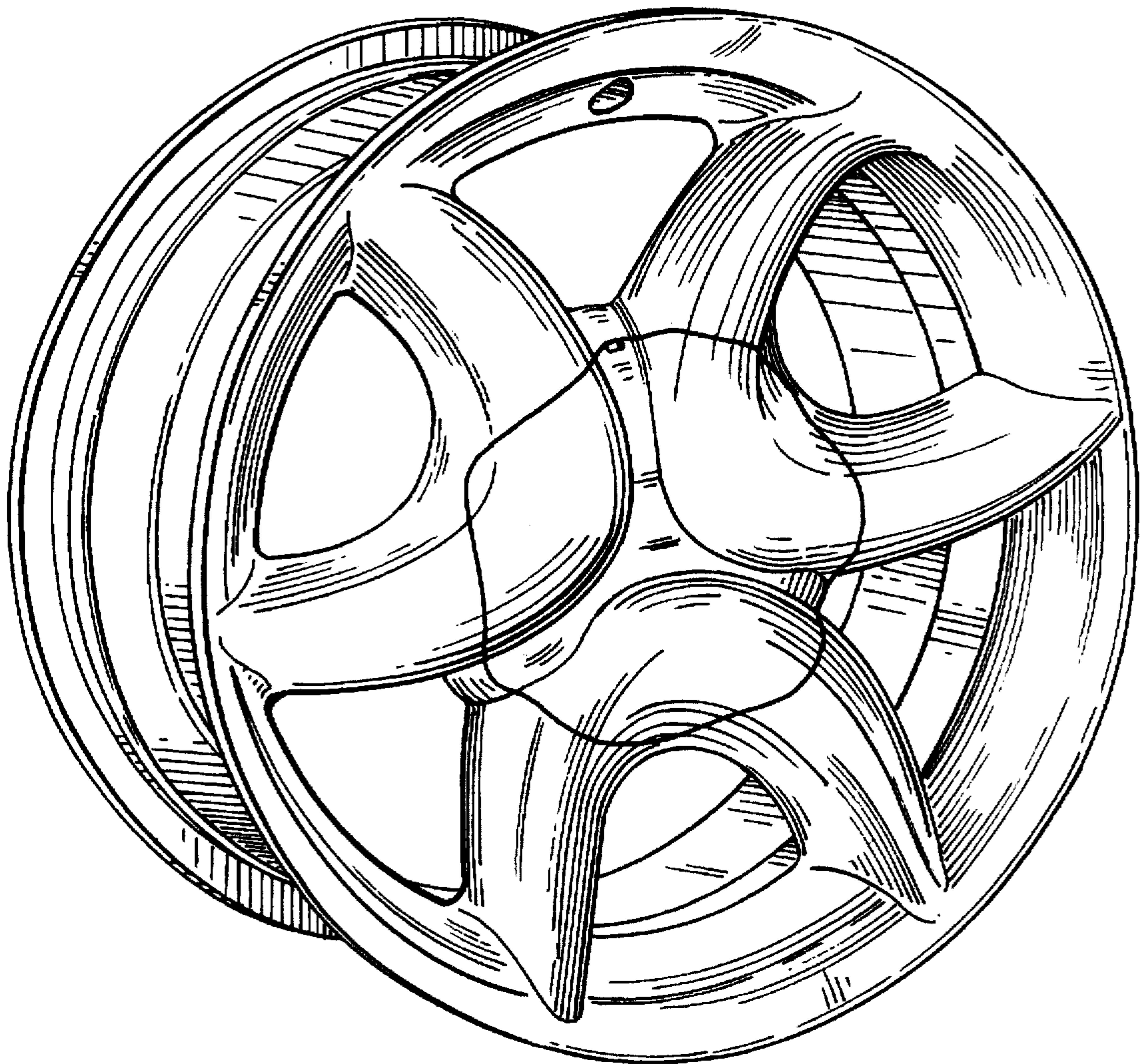


FIG. 1






FIG. 2

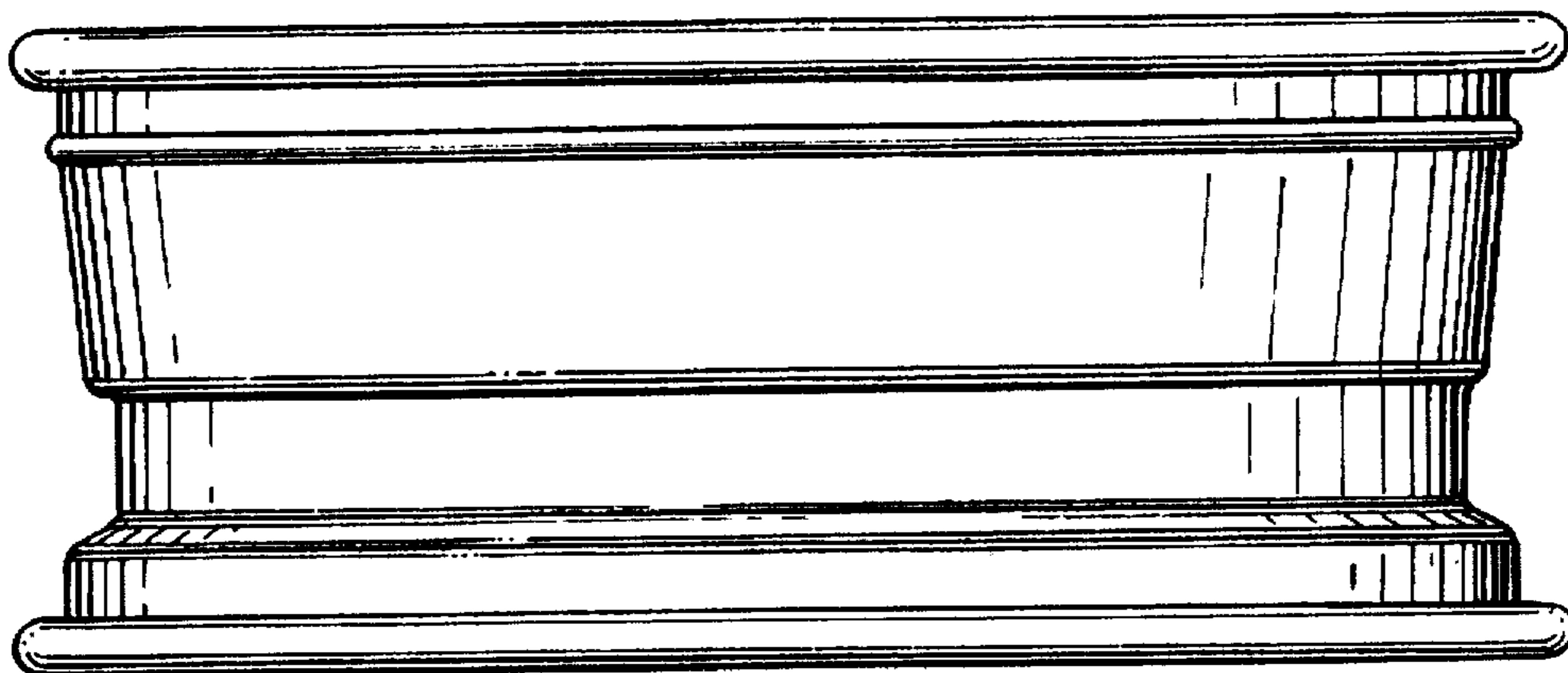


FIG. 3