



US00D389446S

United States Patent [19]
Bradley

[11] **Patent Number: Des. 389,446**
[45] **Date of Patent: **Jan. 20, 1998**

- [54] **RIM FOR VEHICLE WHEEL**
- [75] **Inventor: Robert A. Bradley, Fullerton, Calif.**
- [73] **Assignee: Ultra Wheel Co., Buena Park, Calif.**
- [**] **Term: 14 Years**
- [21] **Appl. No.: 52,424**
- [22] **Filed: Mar. 29, 1996**
- [51] **LOC (6) Cl. 12-16**
- [52] **U.S. Cl. D12/208**
- [58] **Field of Search D12/204-213;**
301/64.1, 65, 37.1, 95-96

- D. 300,818 4/1989 Reid .
- D. 316,844 5/1991 Peloquin et al. .
- D. 322,421 12/1991 Shinoda .
- D. 323,138 1/1992 Malmgren et al. .

OTHER PUBLICATIONS

Goodyear Type "K" Rims Catalog, p. 2, see K Rim, May 1969.
 16 page catalog captioned Cragar—The Wheel People, undated.
 16 page catalog captioned American Racing Equipment—Custom Wheels 1992, with copyright notice 1991.
 8 page catalog captioned Progressive 1991 Catalog, with copyright notice 1991.
 20 page catalog captioned Keystone—The Wheel Makers, with legend Effective Mar. 8, 1991.

Primary Examiner—James Gandy
Assistant Examiner—Stacia Sinuik
Attorney, Agent, or Firm—Pretty, Schroeder & Poplawski

[56] **References Cited**

U.S. PATENT DOCUMENTS

- D. 34,005 1/1901 Ducasble D12/208
- D. 34,108 2/1901 Brayton .
- D. 176,544 1/1956 Lyon .
- D. 244,847 6/1977 Woodward D12/211
- D. 245,599 8/1977 De Vries D12/211
- D. 247,808 5/1978 Woodward D12/211
- D. 256,457 8/1980 Blanchard D12/211
- D. 256,458 8/1980 Blanchard D12/211
- D. 256,795 9/1980 Blanchard .
- D. 259,342 5/1981 Envall et al. .
- D. 264,204 5/1982 Bauer D12/210
- D. 292,389 10/1987 Boyle et al. .
- D. 292,568 11/1987 Cafaro et al. .
- D. 292,691 11/1987 Envall .
- D. 299,918 2/1989 Envall et al. .
- D. 300,422 3/1989 Schinella .

[57] **CLAIM**

The ornamental design for a rim for vehicle wheel, as shown and described.

DESCRIPTION

FIG. 1 is a perspective view of a rim for vehicle wheel showing my new design;
 FIG. 2 is a front view of the rim of FIG. 1;
 FIG. 3 is a side view of the rim of FIG. 1;
 FIG. 4 is a rear view of the rim of FIG. 1; and,
 FIG. 5 is a sectional view taken along line 5—5 of FIG. 2.

1 Claim, 5 Drawing Sheets

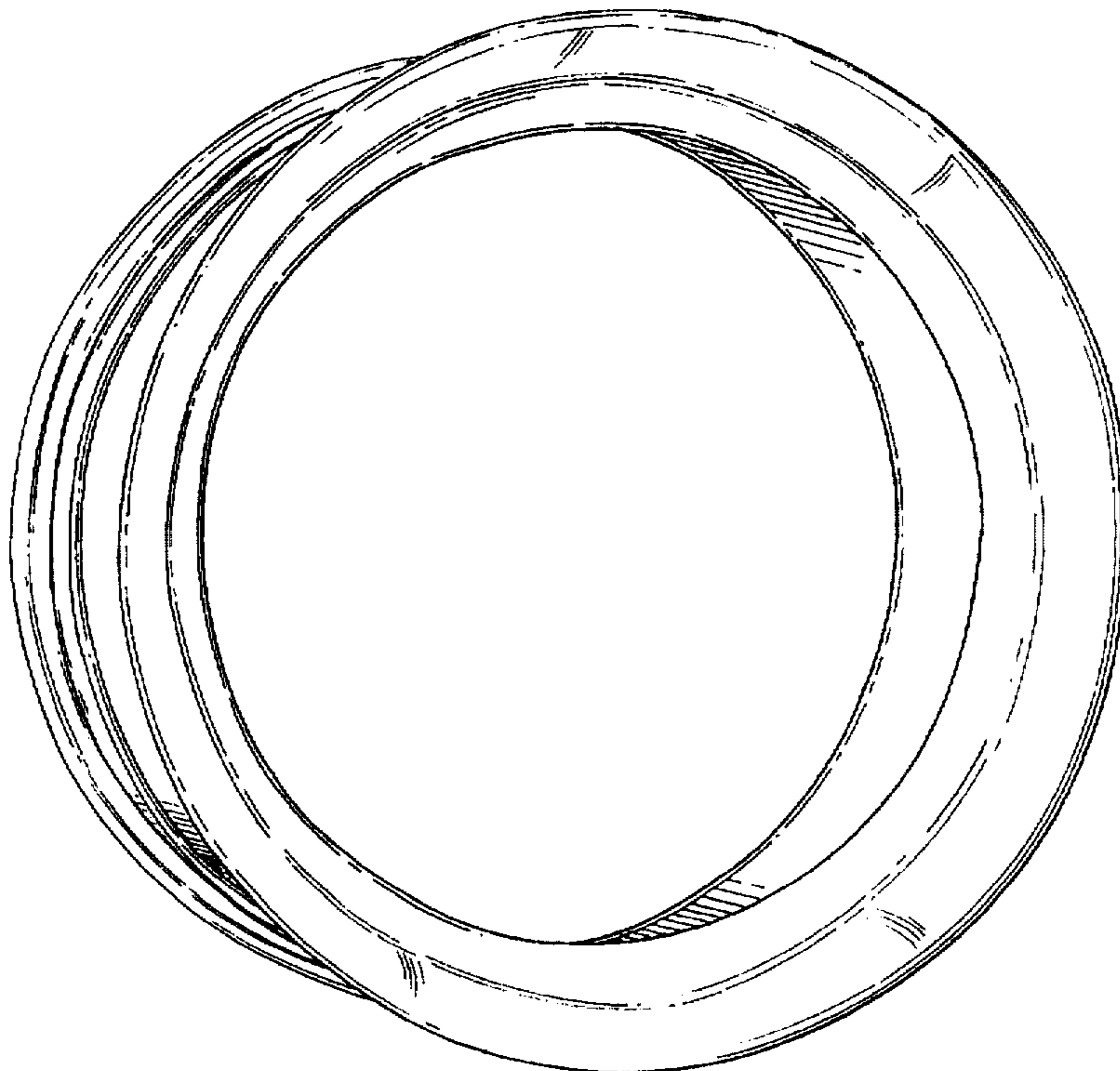


FIG. 1

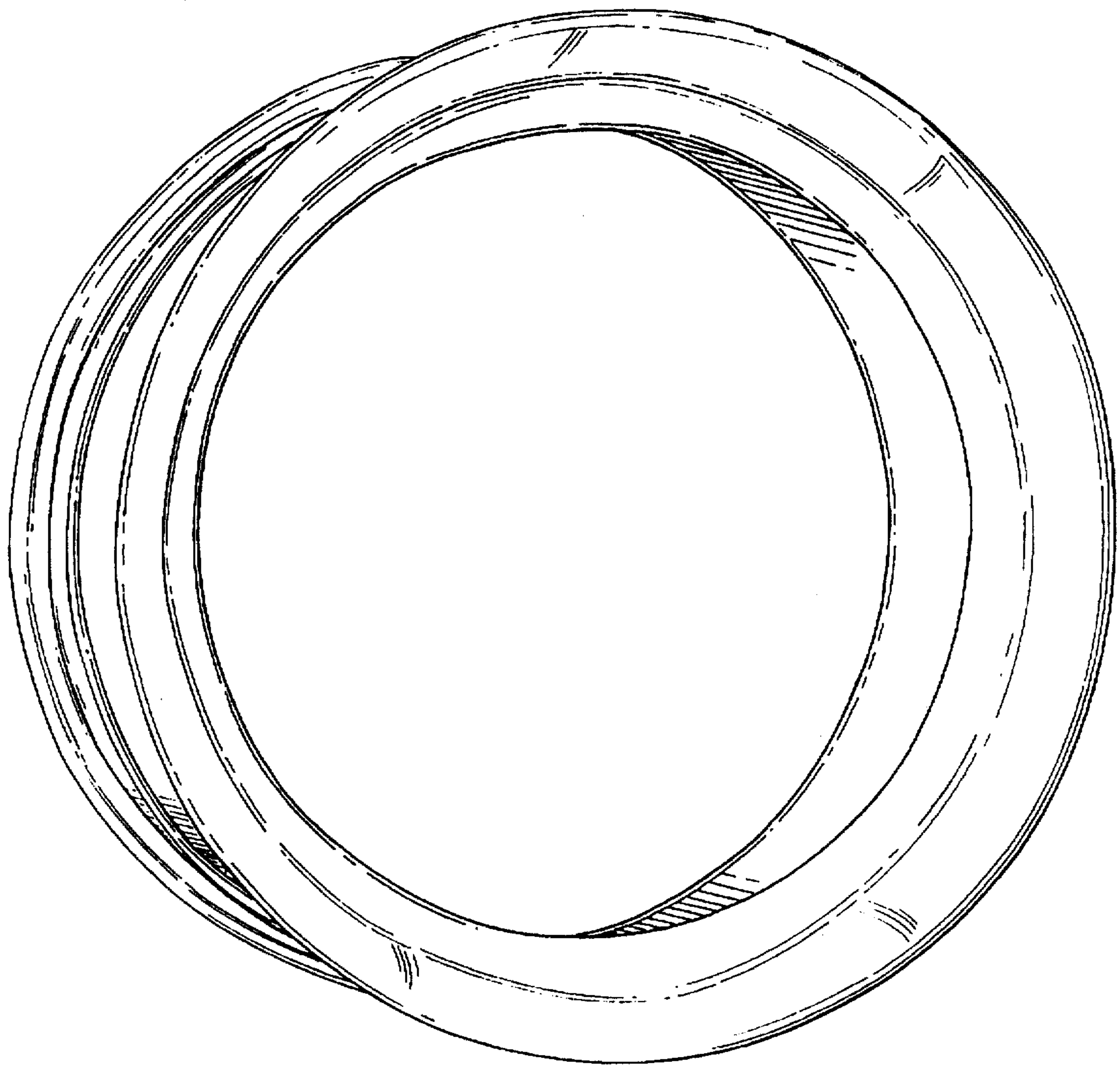


FIG. 2




FIG. 3




FIG. 4

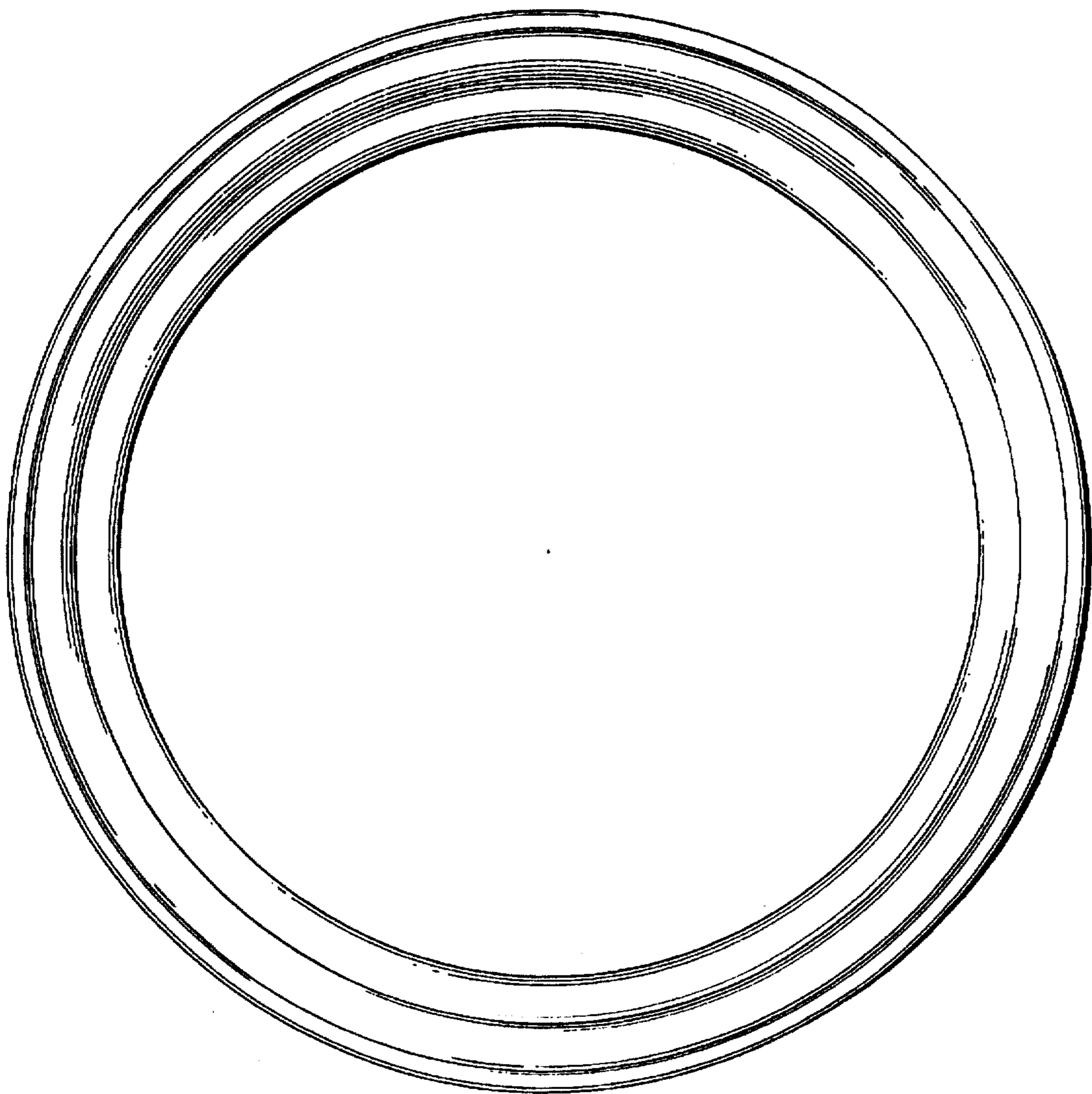


FIG. 5

