



US00D389440S

United States Patent [19]

Walters et al.

[11] Patent Number: **Des. 389,440**

[45] Date of Patent: ****Jan. 20, 1998**

[54] **FOOT REST FOR OFF-ROAD UTILITY/
RECREATIONAL VEHICLE**

[75] Inventors: **Richard Scott Walters; Glenn Thomas Walters**, both of Port Washington, Wis.

[73] Assignee: **Polaris Industries Partners L.P.**, Minneapolis, Minn.

[**] Term: **14 Years**

[21] Appl. No.: **44,756**

[22] Filed: **Sep. 29, 1995**

[51] LOC (6) Cl. **12-11**

[52] U.S. Cl. **D12/120**

[58] Field of Search D12/120, 114;
280/288.4, 291, 293, 164.1, 164.2, 166;
297/423.1

[56] **References Cited**

U.S. PATENT DOCUMENTS

- D. 270,823 10/1983 Mounts D12/114
- D. 283,413 4/1986 Preisler et al. D12/114

- D. 350,921 9/1994 Carroll D12/114
- 4,451,057 5/1984 Lawson 280/291
- 4,852,900 8/1989 Mabachewski 280/291
- 5,090,715 2/1992 Nakajima 280/166
- 5,209,509 5/1993 Gay et al. 280/288.4

Primary Examiner—Melody N. Brown
Attorney, Agent, or Firm—Gregory P. Kaihoi

[57] **CLAIM**

The ornamental design for a foot rest for off-road utility/recreational vehicle, as shown.

DESCRIPTION

FIG. 1 is a front, outer, top perspective view of a foot rest for off-road utility/recreational vehicle showing our new design;

FIG. 2 is a rear, inner, top perspective view thereof;

FIG. 3 is an outside side view thereof;


FIG. 4 is an inside side view thereof;

FIG. 5 is a top view thereof;

FIG. 6 is a rear, inside, bottom perspective view thereof; and,

FIG. 7 is a front, inside, bottom perspective view thereof.

1 Claim, 7 Drawing Sheets






Fig. 1




Fig. 2




Fig. 3




Fig. 4




Fig. 5




Fig. 6




Fig. 7