



US00D389437S

**United States Patent** [19]  
**Olausson**

[11] **Patent Number: Des. 389,437**  
[45] **Date of Patent: \*\*Jan. 20, 1998**

- [54] **DRIVER'S CAB**
- [75] **Inventor: Ernst Olausson, Göteborg, Sweden**
- [73] **Assignee: AB Volvo, Sweden**
- [\*\*] **Term: 14 Years**
- [21] **Appl. No.: 49,728**
- [22] **Filed: Jan. 30, 1996**
- [30] **Foreign Application Priority Data**
  - Aug. 1, 1995 [SE] Sweden ..... 95-1461
- [51] **LOC (6) Cl. .... 12-08**
- [52] **U.S. Cl. .... D12/96**
- [58] **Field of Search ..... D12/96, 97; 296/190;**  
180/89.12, 89.13, 89.14, 89.16

[56] **References Cited**

**U.S. PATENT DOCUMENTS**

- D. 286,031 10/1986 Breitschwerdt et al. .... D12/96
- D. 302,257 7/1989 Breitschwerdt et al. .... D12/96
- D. 344,472 2/1994 Savio ..... D12/96
- D. 367,443 2/1996 Sacco et al. .... D12/96

*Primary Examiner*—Melody N. Brown  
*Attorney, Agent, or Firm*—Lerner, David, Littenberg,  
Krumholz & Mentlik

[57] **CLAIM**

The ornamental design for a driver's cab, as shown and described.

**DESCRIPTION**

FIG. 1 is a front, left perspective view of a driver's cab;  
 FIG. 2 is a right perspective view thereof;  
 FIG. 3 is a front elevational view thereof;  
 FIG. 4 is a right side, elevational view thereof;  
 FIG. 5 is a left side, elevational view thereof;  
 FIG. 6 is a left perspective view of second embodiment of  
 a driver's cab in accordance with the present invention;  
 FIG. 7 is a right perspective view thereof;  
 FIG. 8 is a front elevational view thereof;  
 FIG. 9 is a right elevational view thereof; and,  
 FIG. 10 is a left elevational view thereof.

The rear view of both embodiments shown in FIGS. 1 and 6 are plain and unornamented.

**1 Claim, 4 Drawing Sheets**




FIG. 1





FIG. 2






FIG. 3

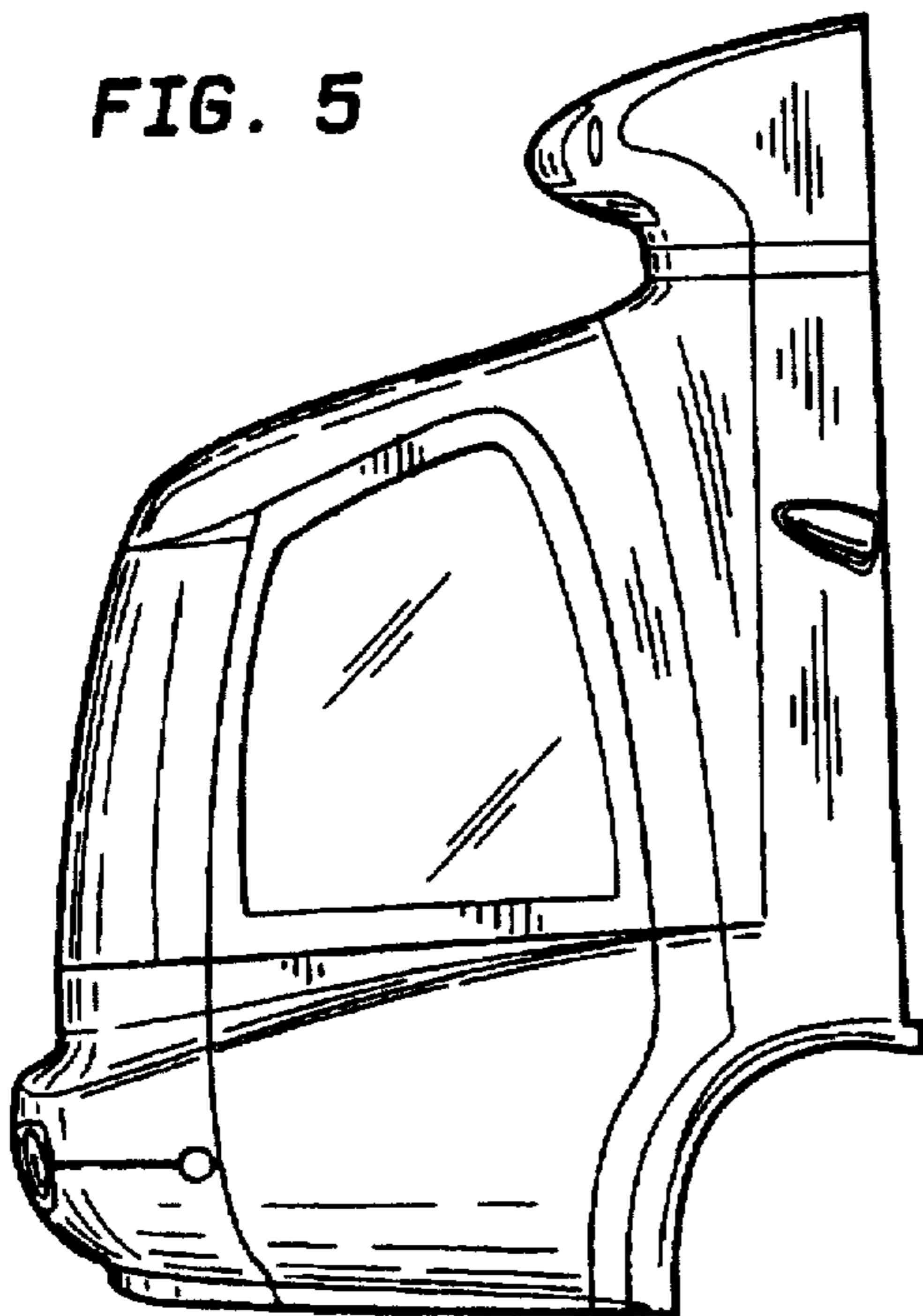


FIG. 5

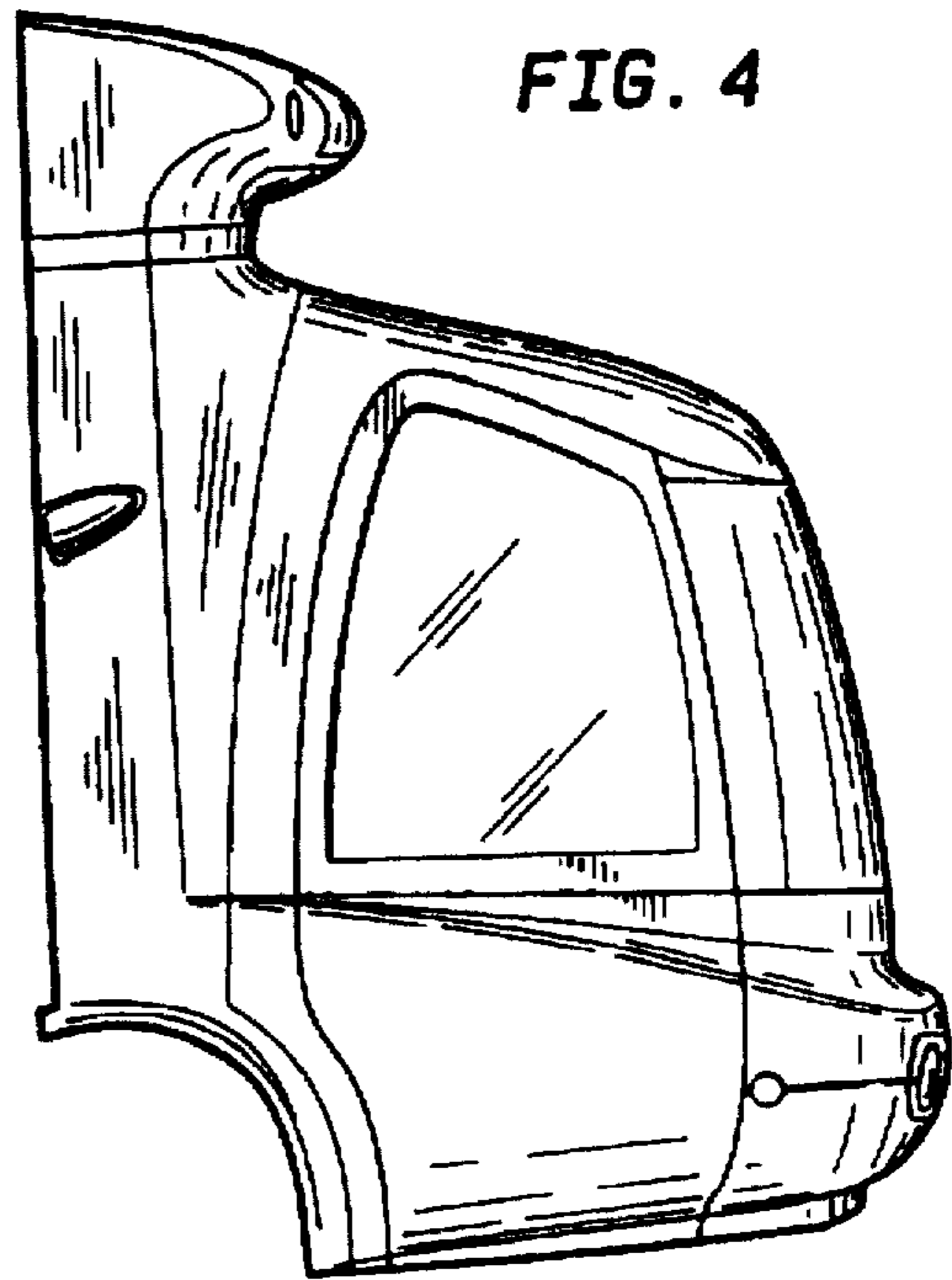


FIG. 4

FIG. 6

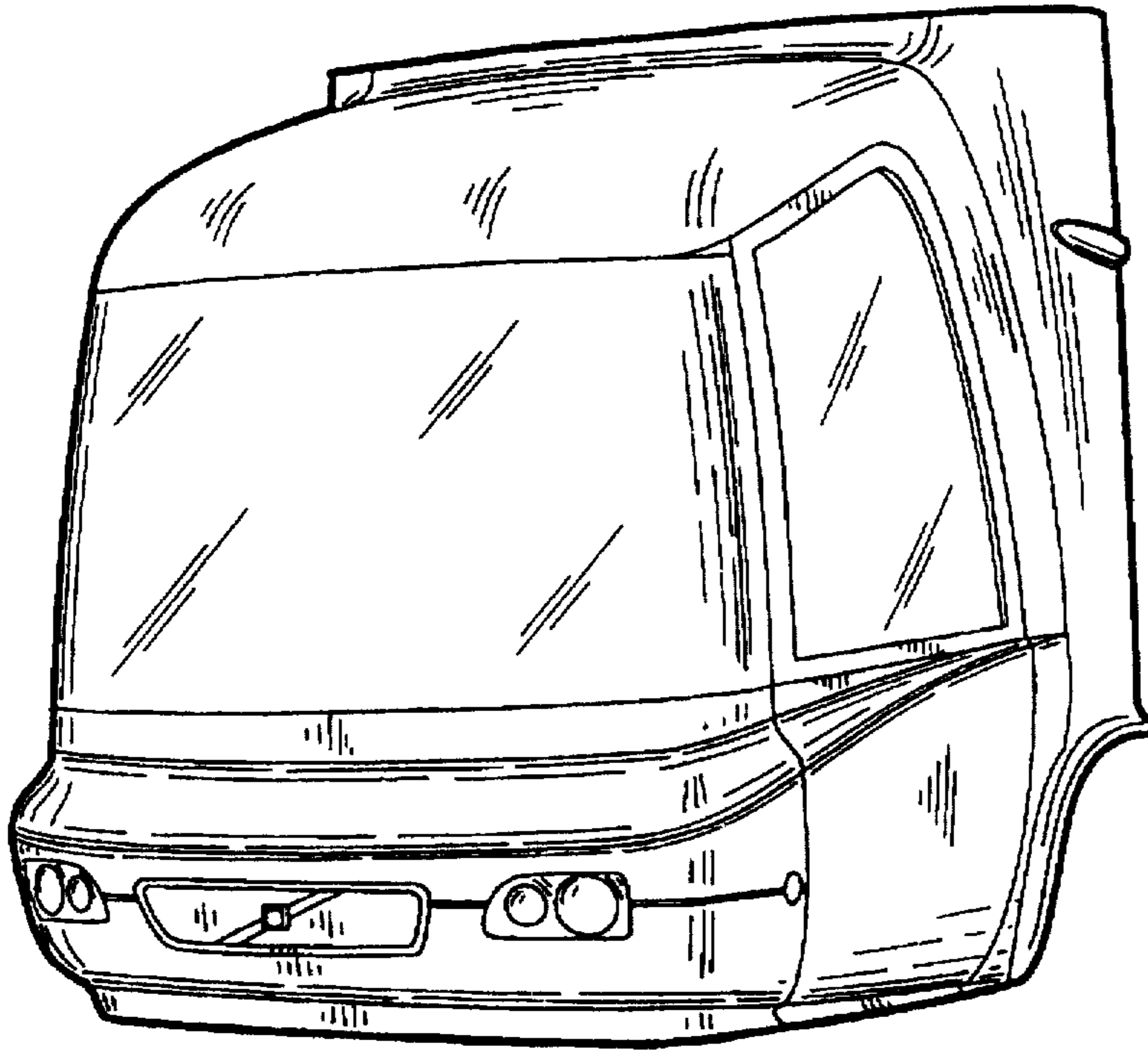
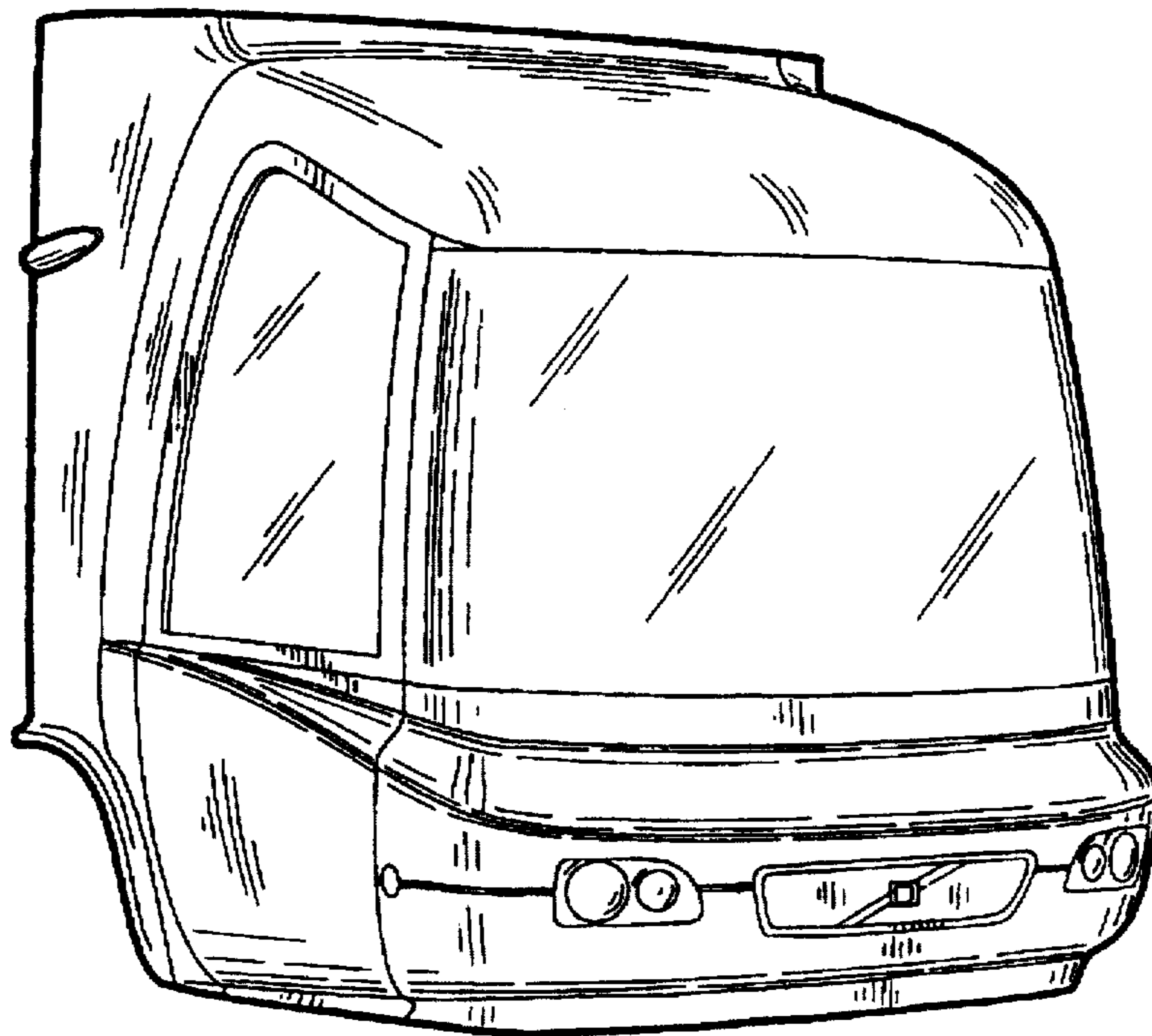


FIG. 7






FIG. 8

FIG. 10




FIG. 9

