



US00D389432S

United States Patent [19]
Dandurand

[11] **Patent Number:** **Des. 389,432**
[45] **Date of Patent:** ****Jan. 20, 1998**

[54] **SNOWMOBILE TRACK**
[75] **Inventor:** **Jules Dandurand**, Valcourt, Canada
[73] **Assignee:** **Camoplast Inc.**, Sherbrooke, Canada
[**] **Term:** **14 Years**
[21] **Appl. No.:** **61,670**
[22] **Filed:** **Oct. 28, 1996**
[51] **LOC (6) Cl.** **12-14**
[52] **U.S. Cl.** **D12/7**
[58] **Field of Search** **D12/7; D15/28;**
305/157, 165, 167-169; 180/190-191

3,754,798 8/1973 Chaumont 305/365 X
3,774,979 11/1973 Harris 305/368 X
3,917,360 11/1975 Gregoire 305/368 X
4,795,221 1/1989 Simmons 305/369 X
4,938,546 7/1990 Simmons 305/369 X

Primary Examiner—James Gandy
Assistant Examiner—Stacia Sinuik
Attorney, Agent, or Firm—Jean H. Dubuc

[57] **CLAIM**

The ornamental design for a snowmobile track, as shown and described.

DESCRIPTION

FIG. 1 is a perspective view of a snowmobile track showing my new design, it being understood that the tread pattern is repeated uniformly throughout the length of the track as shown schematically by solid lines; and, FIG. 2 is an enlarged top plan view of the tread pattern thereof.

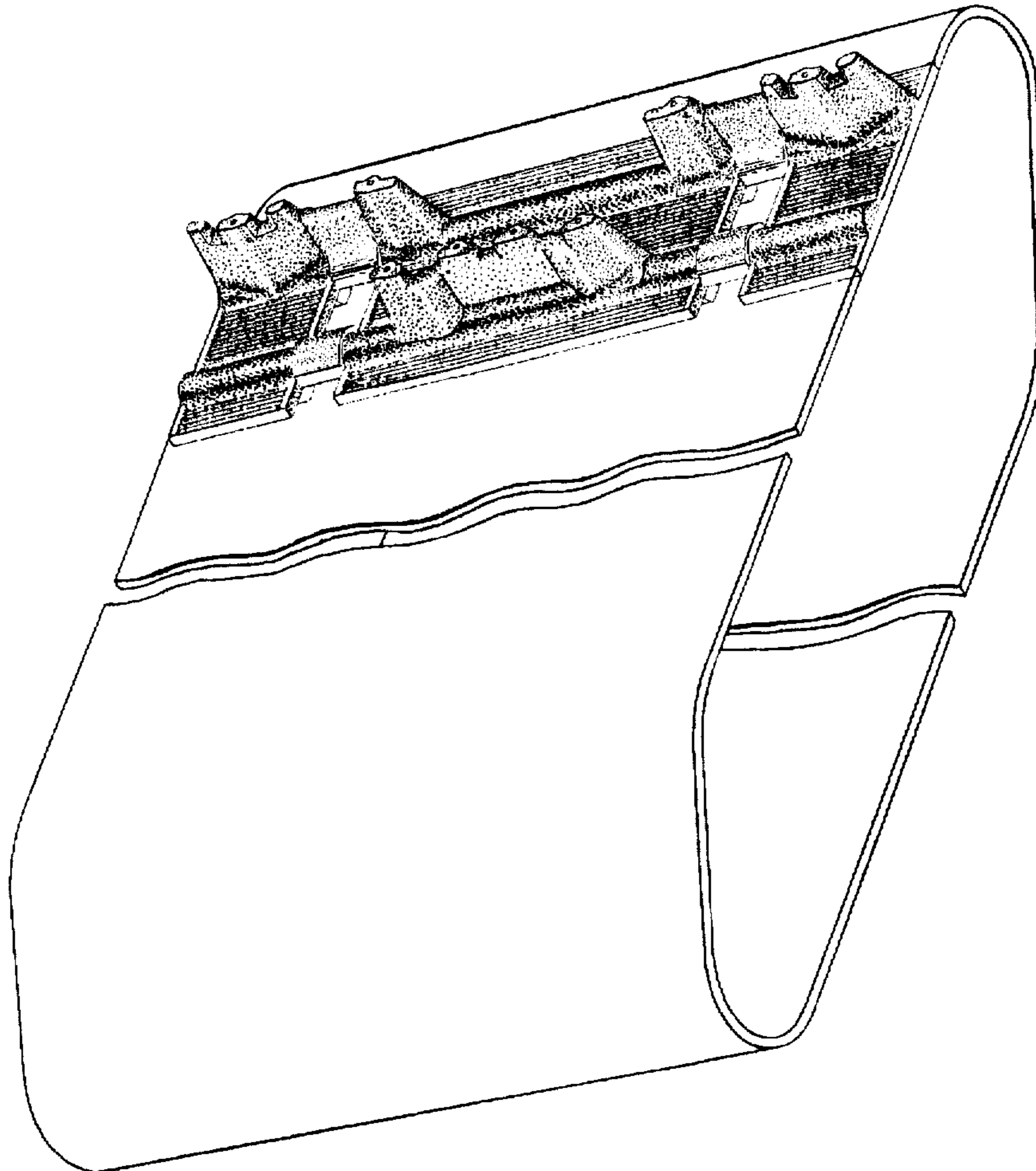
The track has been broken away in FIG. 1 to indicate indeterminate length.

1 Claim, 2 Drawing Sheets

[56] **References Cited**

U.S. PATENT DOCUMENTS

D. 210,938 5/1968 Klapmeier D12/7
D. 230,417 2/1974 Chaumont D12/7
D. 242,612 12/1976 Perreault D12/7
D. 283,206 4/1986 Talbot D12/7
3,582,154 6/1971 Russ, Sr. 305/368 X
3,619,012 11/1971 Bizier et al. 305/365 X



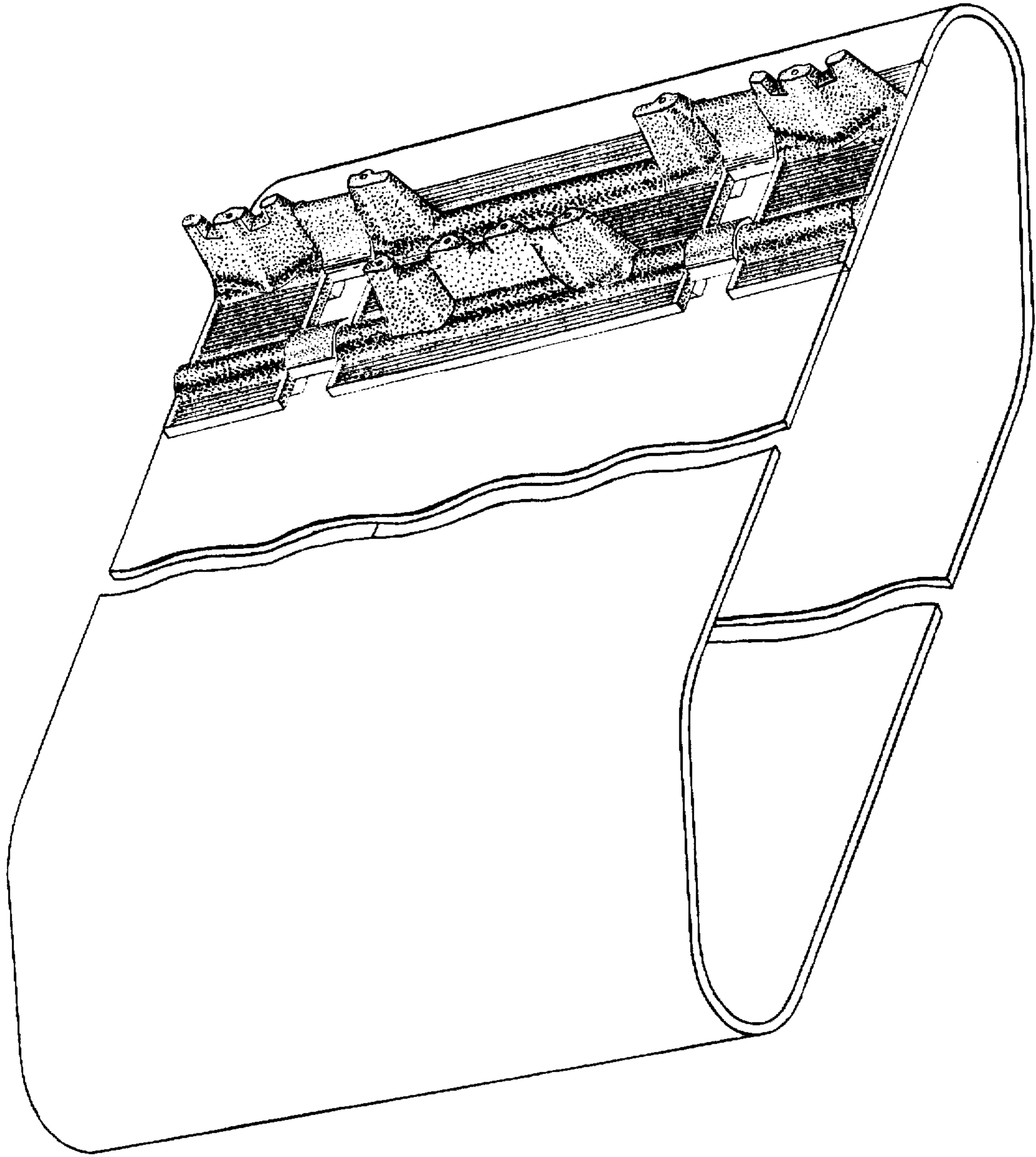


Fig. 1

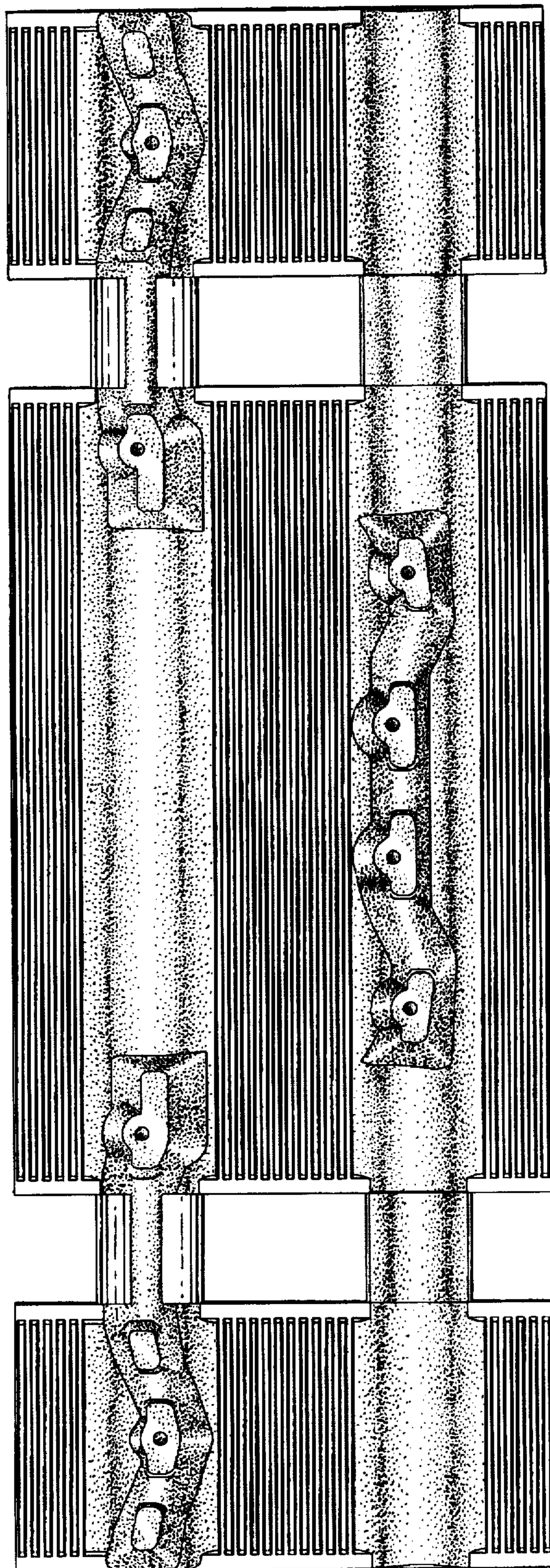


Fig. 2