



US00D389426S

United States Patent [19]

[11] Patent Number: Des. 389,426

Merrick et al.

[45] Date of Patent: **Jan. 20, 1998

[54] CONTOURED HARNESS CLIP

[75] Inventors: David D. Merrick; Lisa A. Rose, both of Cicero; Guy R. Dingman, Elwood, all of Ind.

[73] Assignee: Indiana Mills & Manufacturing, Inc., Westfield, Ind.

[**] Term: 14 Years

[21] Appl. No.: 64,898

[22] Filed: Jan. 14, 1997

[51] LOC (6) CL 02-04

[52] U.S. Cl. D11/216

[58] Field of Search D11/200, 215, D11/616, 625; 24/200, 615, 625, 321; 297/468, 483, 484; 70/459

[56] References Cited

U.S. PATENT DOCUMENTS

D. 161,440	1/1951	Gomberg	D11/215
544,489	8/1895	Koppelomeki	24/625
2,531,442	11/1950	Junker	24/321
2,807,066	9/1957	Honey et al.	D11/216
3,102,317	9/1963	Cadley	D11/215
4,637,622	1/1987	Burgard .	
5,084,946	2/1992	Lee .	
5,148,582	9/1992	Dennis, Jr. .	
5,380,067	1/1995	Turville et al. .	
5,584,105	12/1996	Krauss	D11/215

Primary Examiner—Ralf Seifert
Attorney, Agent, or Firm—Woodard, Emhardt, Naughton, Moriarty & McNett

[57] CLAIM

The ornamental design for a contoured harness clip, as shown and described.

DESCRIPTION

FIG. 1 is a plan view of the clip. The dash lines in FIG. 1 represent webs extending through the clip and do not form a part of the invention;

FIG. 2 is a right side view;

FIG. 3 is a left side view;

FIG. 4 is a top view;

FIG. 5 is a bottom view;

FIG. 6 a back view;

FIG. 7 is the same view as FIG. 1 only showing the clip unassembled;

FIG. 8 is a right side view of the clip of FIG. 7;

FIG. 9 is a left side view of the clip of FIG. 7;

FIG. 10 is a top view of the clip of FIG. 7;

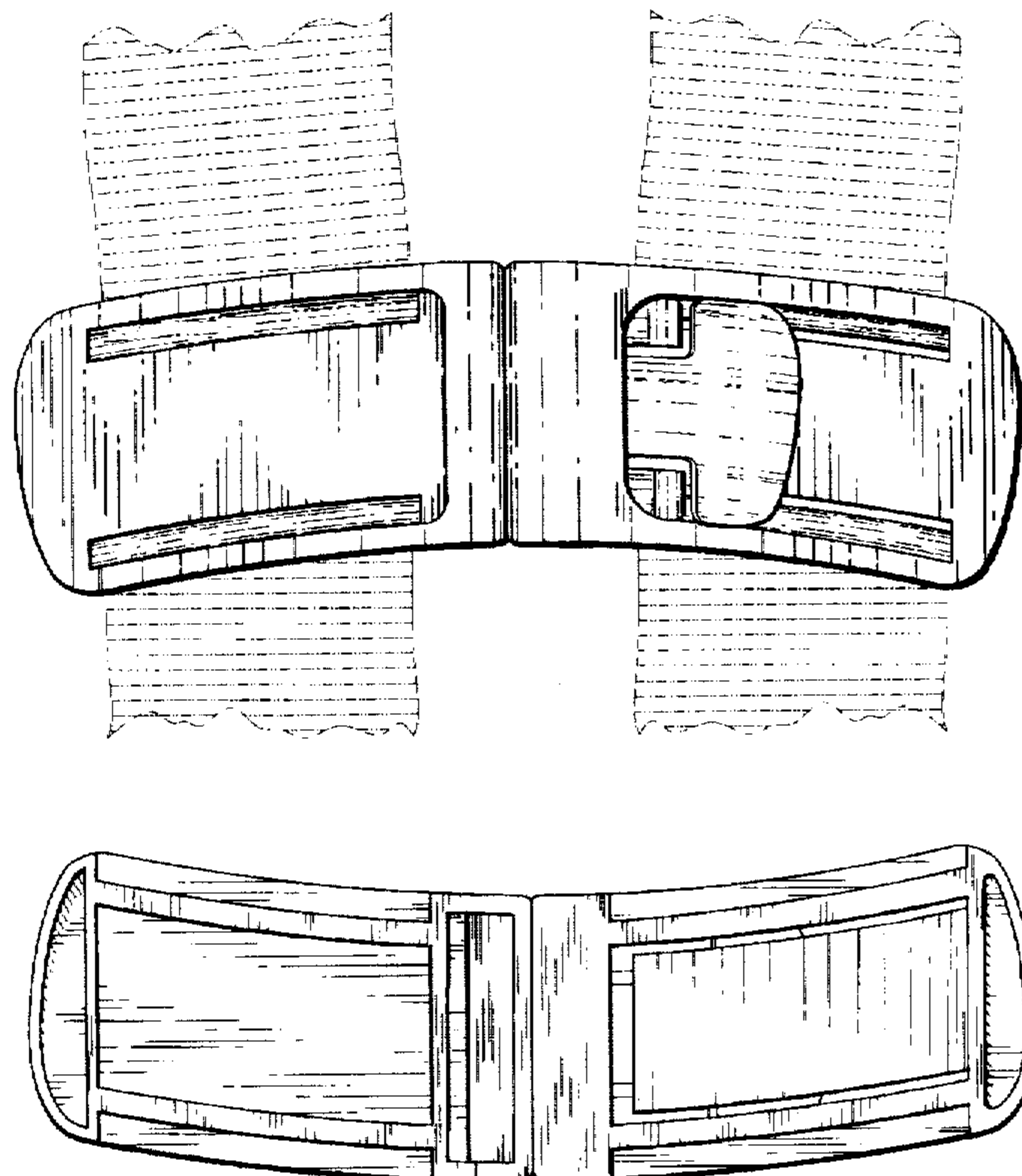
FIG. 11 is a bottom view of the clip of FIG. 7;

FIG. 12 is a back view of the clip of FIG. 7;

FIG. 13 is a side view taken along the line and viewed in the direction of arrow 13—13 of FIG. 7; and,

FIG. 14 is a side view taken along a line and viewed in the direction of arrows 14—14, of FIG. 7.

1 Claim, 5 Drawing Sheets






Fig. 4

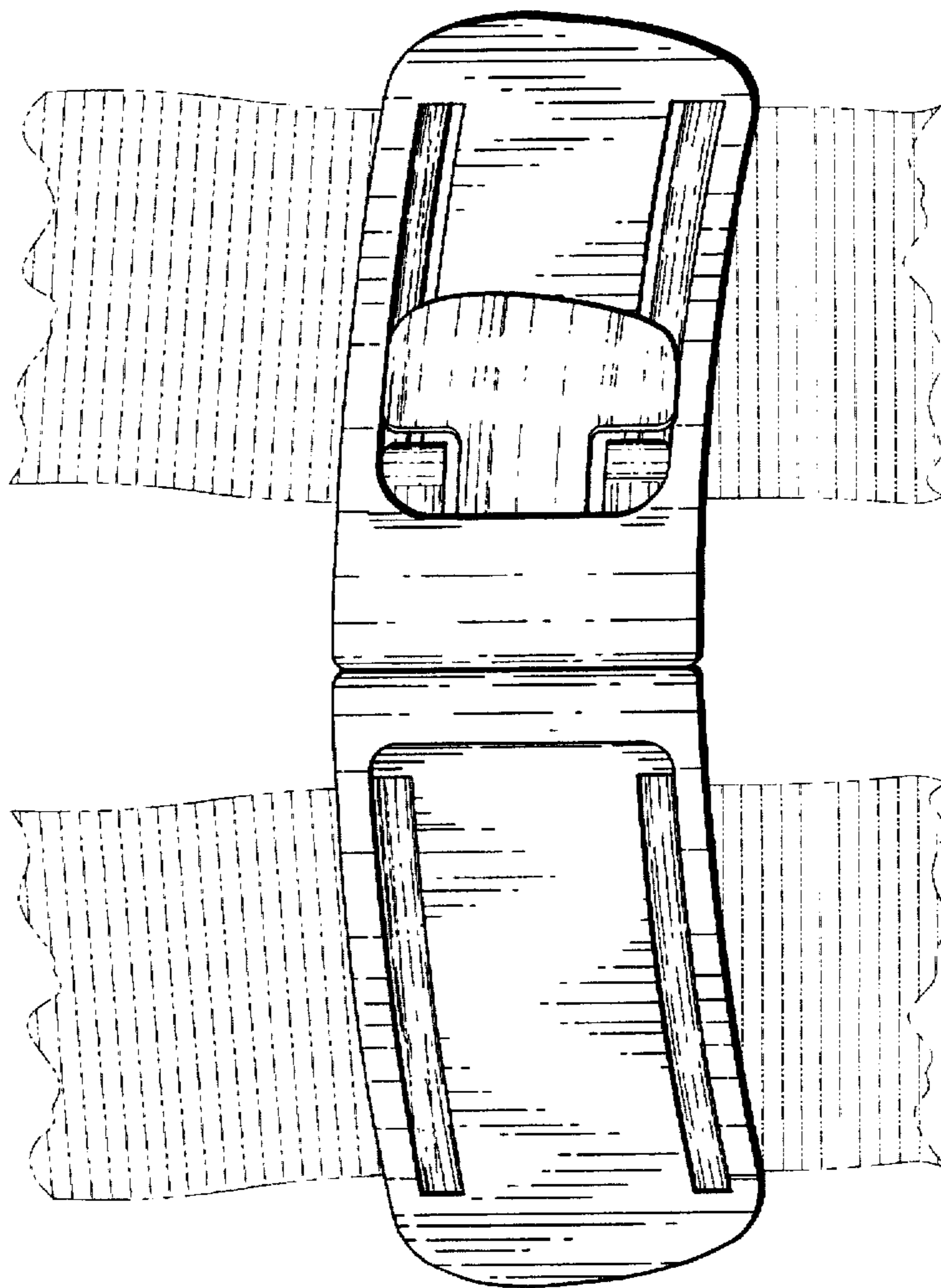


Fig. 1




Fig. 3

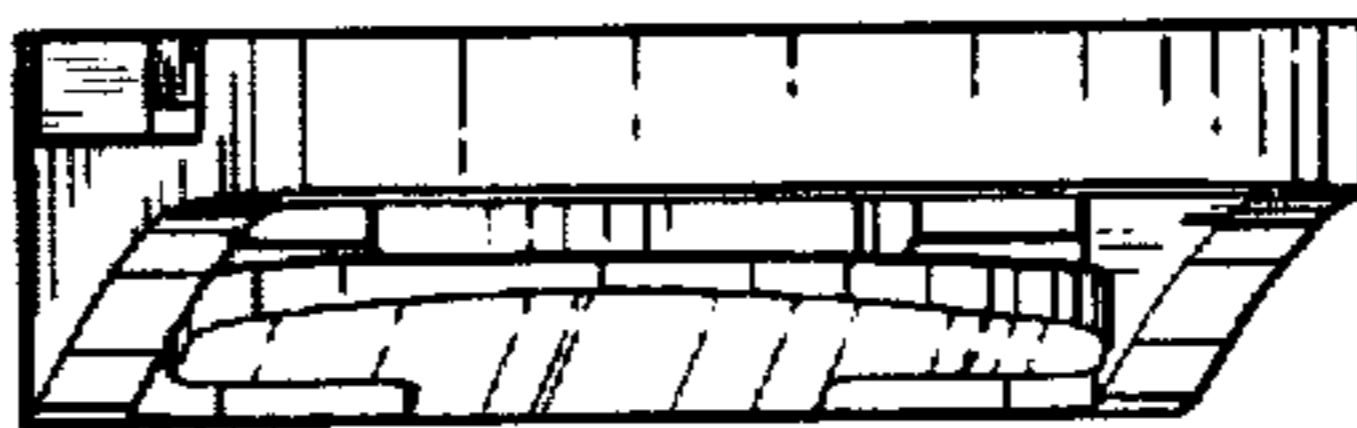


Fig. 2



Fig. 5

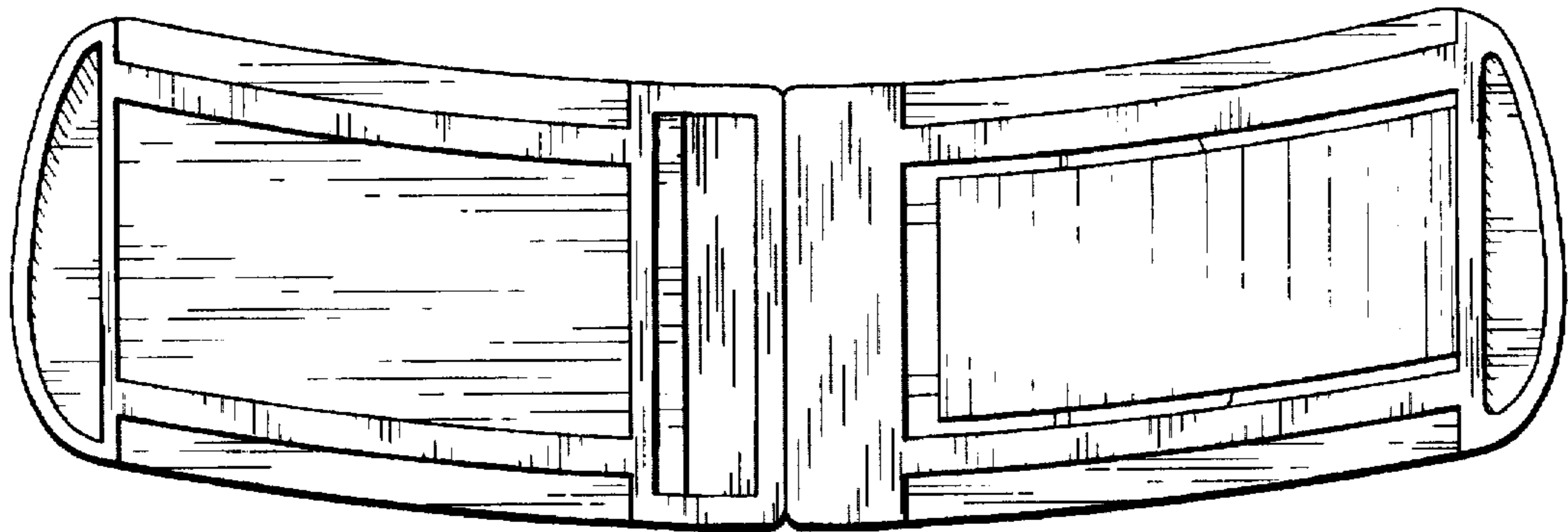


Fig. 6




Fig. 9

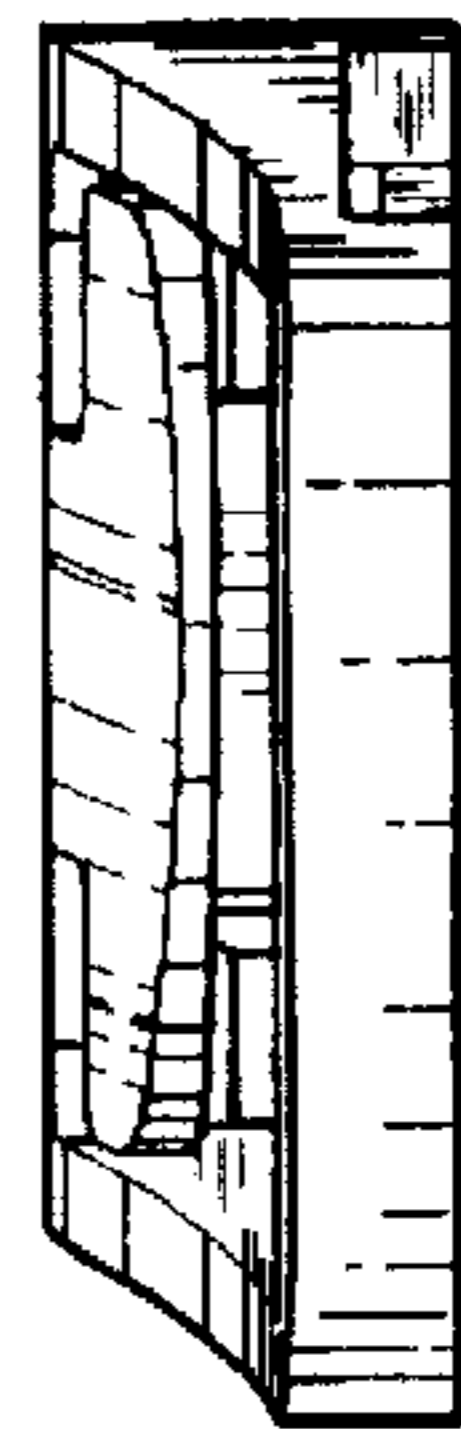


Fig. 8




Fig. 7




Fig. 10




Fig. 11

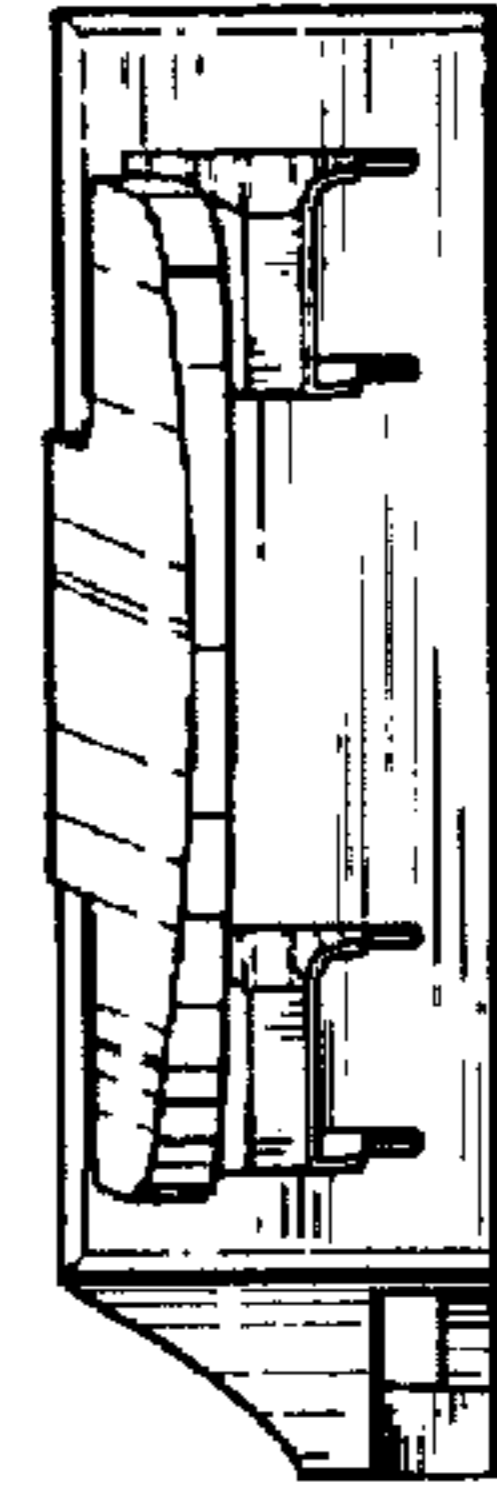


Fig. 13



Fig. 14





Fig. 12