



US00D389424S

United States Patent [19] Montaquila

[11] Patent Number: **Des. 389,424**

[45] Date of Patent: *****Jan. 20, 1998**

[54] **EARRING CLIP**

[75] Inventor: **Robert A. Montaquila**, Cranston, R.I.

[73] Assignee: **Aro-Sac, Inc.**, North Providence, R.I.

[*] Notice: The portion of the term of this patent subsequent to Nov. 11, 2011, has been disclaimed.

[**] Term: **14 Years**

[21] Appl. No.: **55,613**

[22] Filed: **Jun. 7, 1996**

[51] LOC (6) Cl. **11-01**

[52] U.S. Cl. **D11/88**

[58] Field of Search D11/1, 2, 40-48,
D11/86, 88, 91-92; 63/1.1, 900, 14.6, 12;
24/705, 449

[56] **References Cited**

U.S. PATENT DOCUMENTS

122,328	1/1872	Northrup	63/13
148,390	3/1874	Tappan	63/13
156,128	11/1874	Waller	63/13
D. 162,382	3/1951	Carroll, Jr.	D11/88
D. 200,496	3/1965	Berzner	D11/88
241,462	5/1881	Washburn	63/13
306,143	10/1884	Feeley	63/13
326,135	9/1885	Merritt	63/12
687,446	11/1901	Washburn	63/14.4
2,013,760	9/1935	McSoley	24/499
2,398,995	1/1946	Beck	63/14.6

3,418,826	12/1968	Wieshuber	63/13
3,533,247	10/1970	Douglas	63/13
4,003,216	1/1977	Cecere et al.	63/14.5

FOREIGN PATENT DOCUMENTS

67733	1/1915	Austria	63/12
80620	5/1920	Germany	63/14.4
202616	1/1939	Switzerland	63/12
14786	of 1913	United Kingdom	63/14.5

OTHER PUBLICATIONS

Advertisement, p. 95, Dec. 1994 issue of *The American Jewelry Manufacturer*.

Primary Examiner—Ralf Seifert

Attorney, Agent, or Firm—David S. Resnick; Dike, Bronstein, Roberts & Cushman, LLP

[57] **CLAIM**

The ornamental design of a earring clip, as shown and described.

DESCRIPTION

FIG. 1 is a perspective view of an earring clip embodying the present invention;
FIG. 2 is a side elevational view thereof;
FIG. 3 is an end view of the clip taken from the left of FIG. 2;
FIG. 4 is an end view of the clip taken from the right of FIG. 2;
FIG. 5 is a top plan view; and,
FIG. 6 is a bottom plan view.

1 Claim, 1 Drawing Sheet

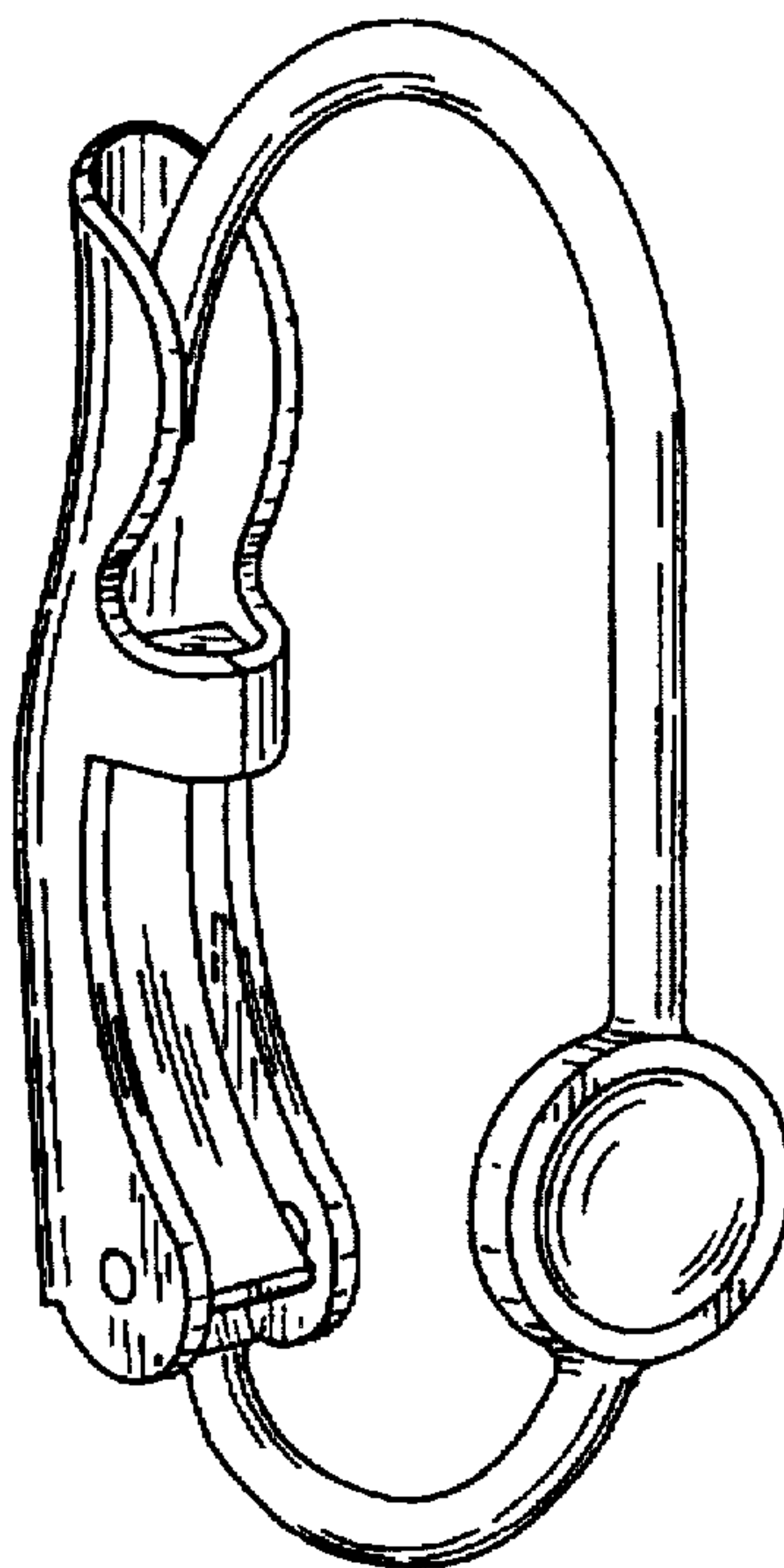


FIG. 1

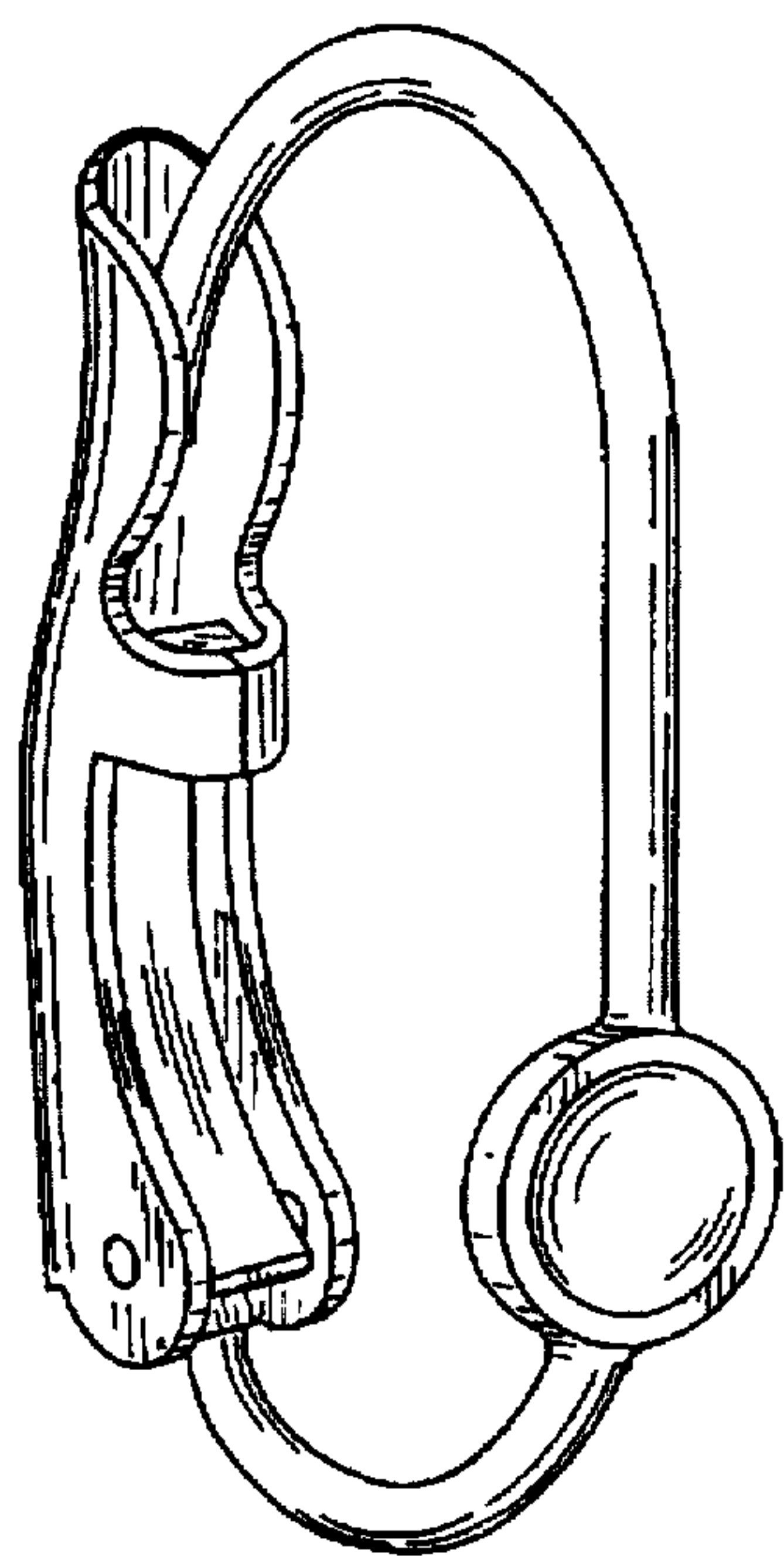


FIG. 2

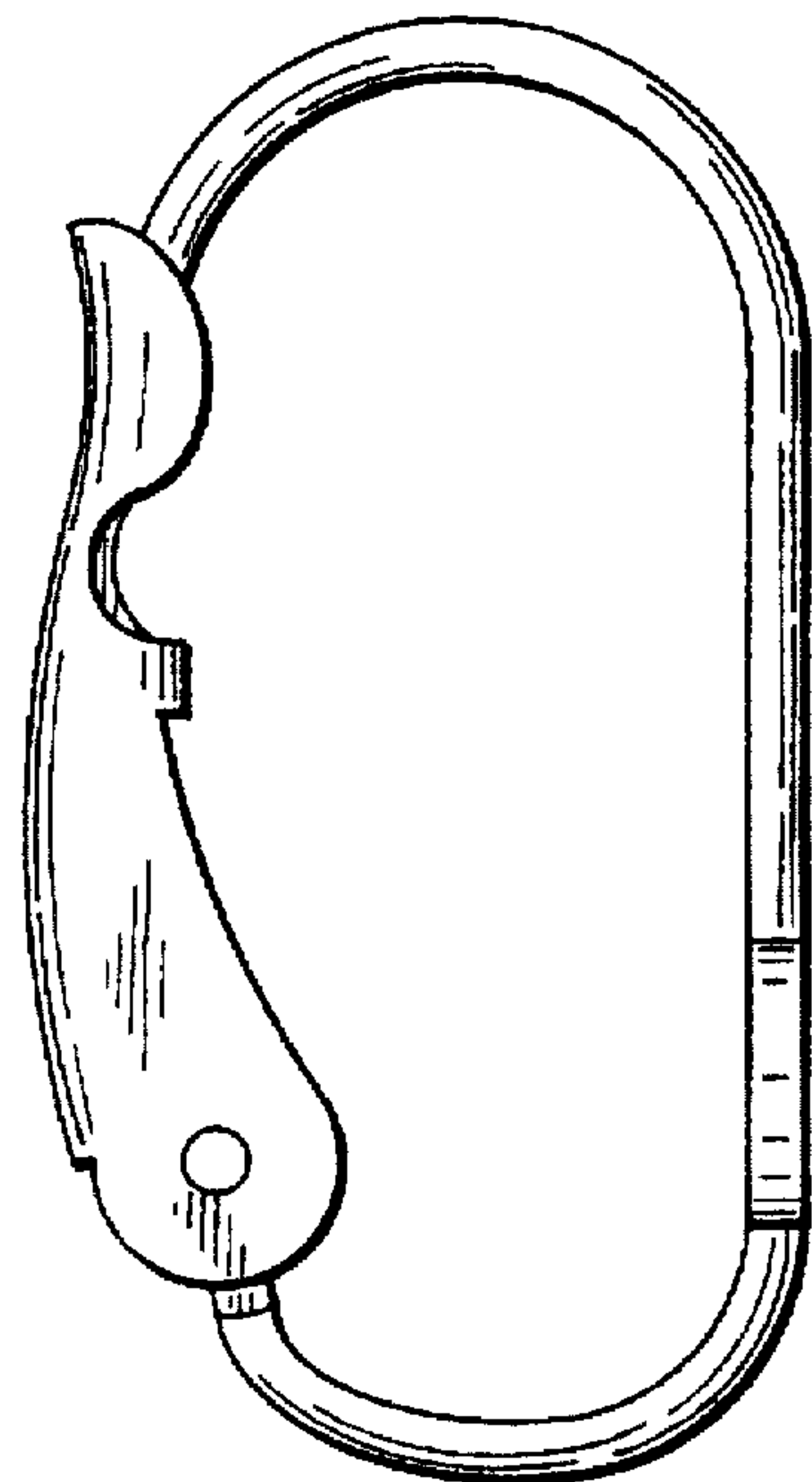


FIG. 3

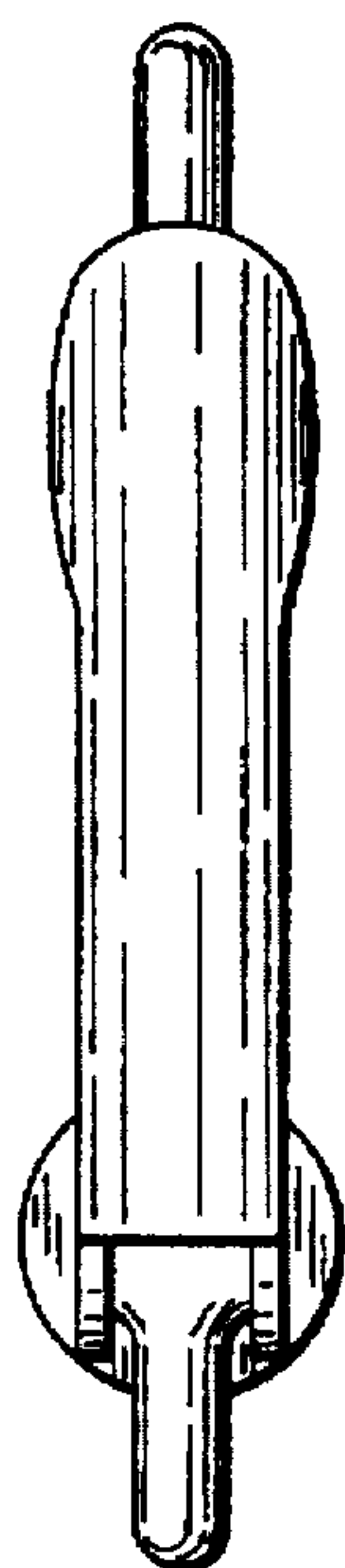


FIG. 4

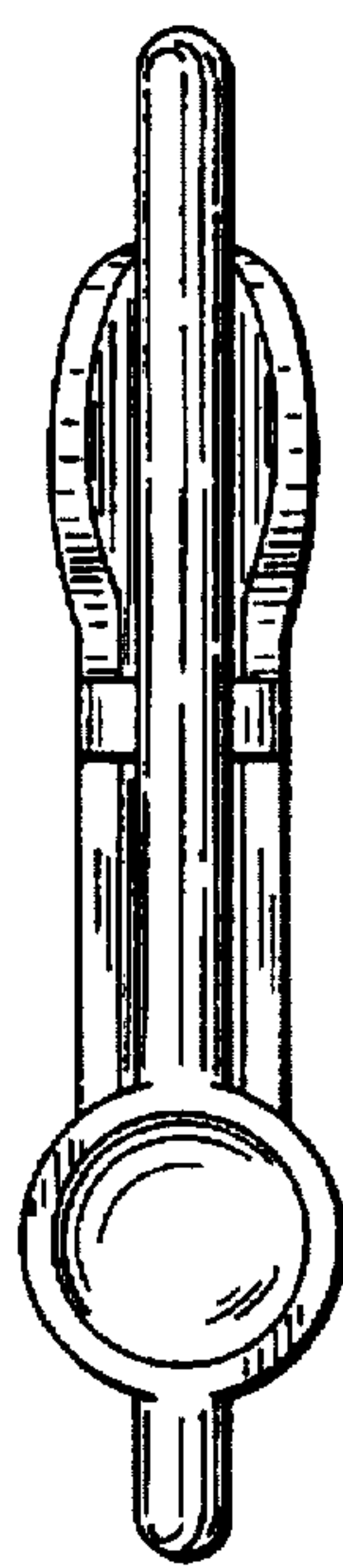


FIG. 5

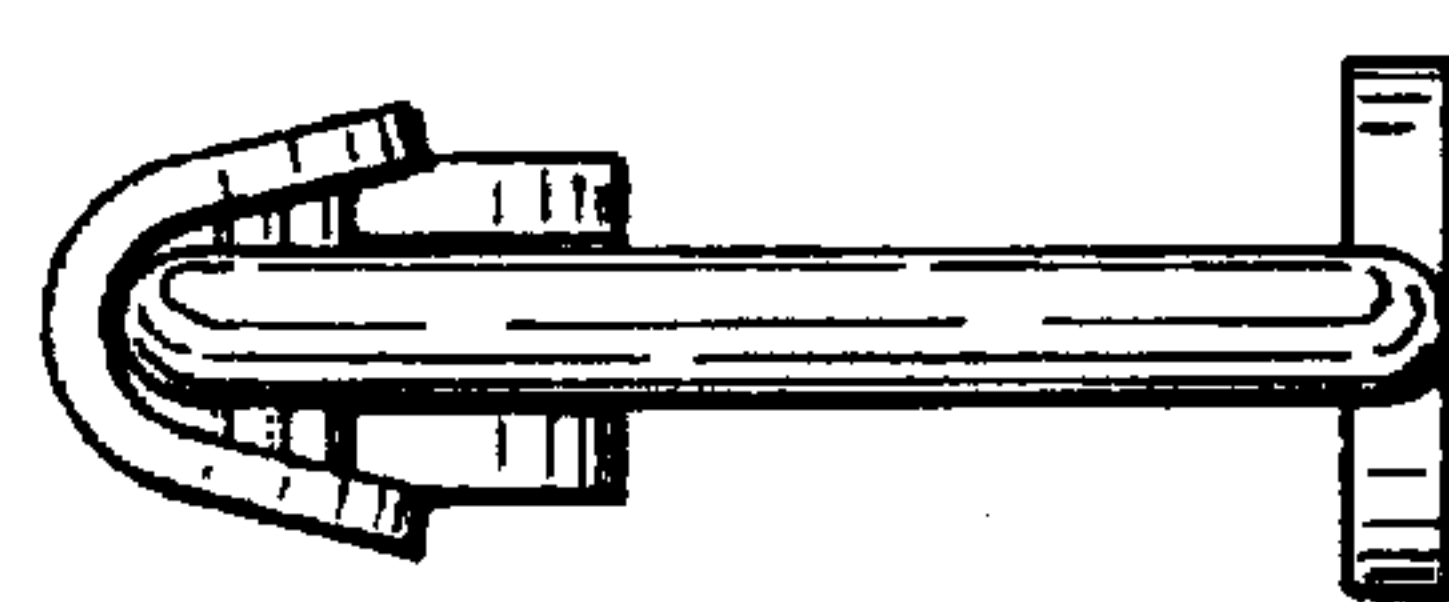


FIG. 6

