

US00D389407S

**United States Patent** [19]  
**Mascitelli**

[11] **Patent Number: Des. 389,407**  
[45] **Date of Patent: \*\*Jan. 20, 1998**

[54] **DISPENSER CAP FOR FLASKS AND BOTTLES**

[75] **Inventor: Francesco Mascitelli, Pescara, Italy**

[73] **Assignee: SAR S.p.A., San Giovanni Teatino, Italy**

[\*\*] **Term: 14 Years**

[21] **Appl. No.: 58,362**

[22] **Filed: Aug. 12, 1996**

[30] **Foreign Application Priority Data**

Feb. 13, 1996 [IT] Italy ..... RM9600035

[51] **LOC (6) Cl. .... 09-07**

[52] **U.S. Cl. .... D9/448**

[58] **Field of Search** ..... D9/435, 439, 440, D9/447, 448, 300; 222/153.13, 190, 209, 321.7, 325, 340, 341, 380, 383.1, 384, 401, 402.1

[56] **References Cited**

**U.S. PATENT DOCUMENTS**

D. 217,718 6/1970 Magers ..... D9/448

D. 351,794 10/1994 Foster ..... D9/300 X  
3,323,695 6/1967 Monahon ..... D9/448 X  
4,420,098 12/1983 Bennett ..... 222/190  
4,887,744 12/1989 Williams ..... 222/402.1

**FOREIGN PATENT DOCUMENTS**

978911 12/1975 Canada ..... 222/402.13  
2124711 2/1984 United Kingdom ..... 222/153.13

*Primary Examiner*—Martie Thompson  
*Assistant Examiner*—Cathron B. Matta  
*Attorney, Agent, or Firm*—Browdy and Neimark

[57] **CLAIM**

The ornamental design for a dispenser cap for flasks and bottles, as shown and described.

**DESCRIPTION**

FIG. 1 is a perspective view of a dispenser cap for flasks and bottles in accordance with the present design;  
FIG. 2 is a top plan view thereof;  
FIG. 3 is a left side elevation view thereof;  
FIG. 4 is a front elevation view thereof;  
FIG. 5 is a right side elevation view thereof;  
FIG. 6 is a bottom plan view thereof; and,  
FIG. 7 is an inverted rear elevation view thereof.

**1 Claim, 1 Drawing Sheet**

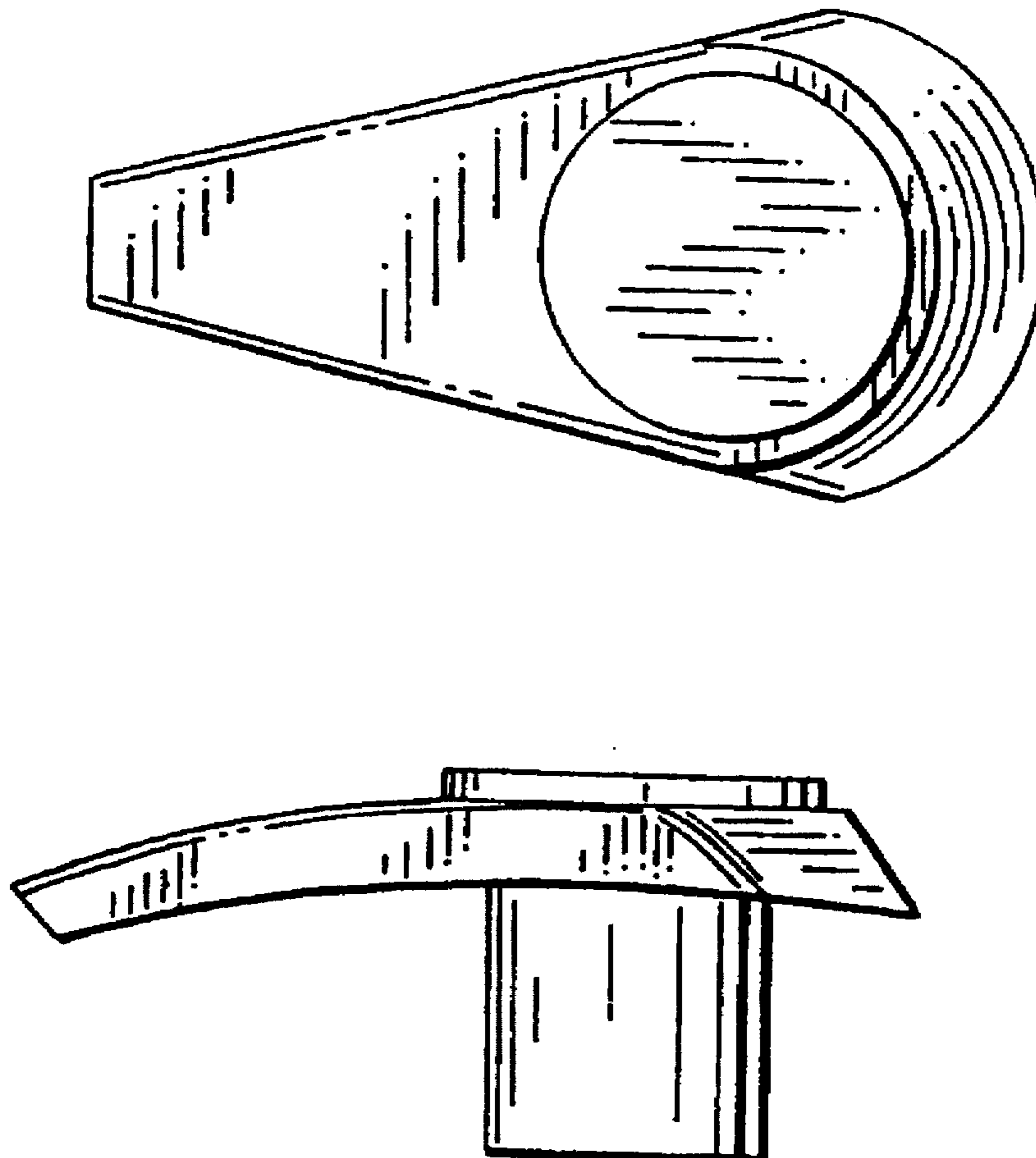


FIG. 1

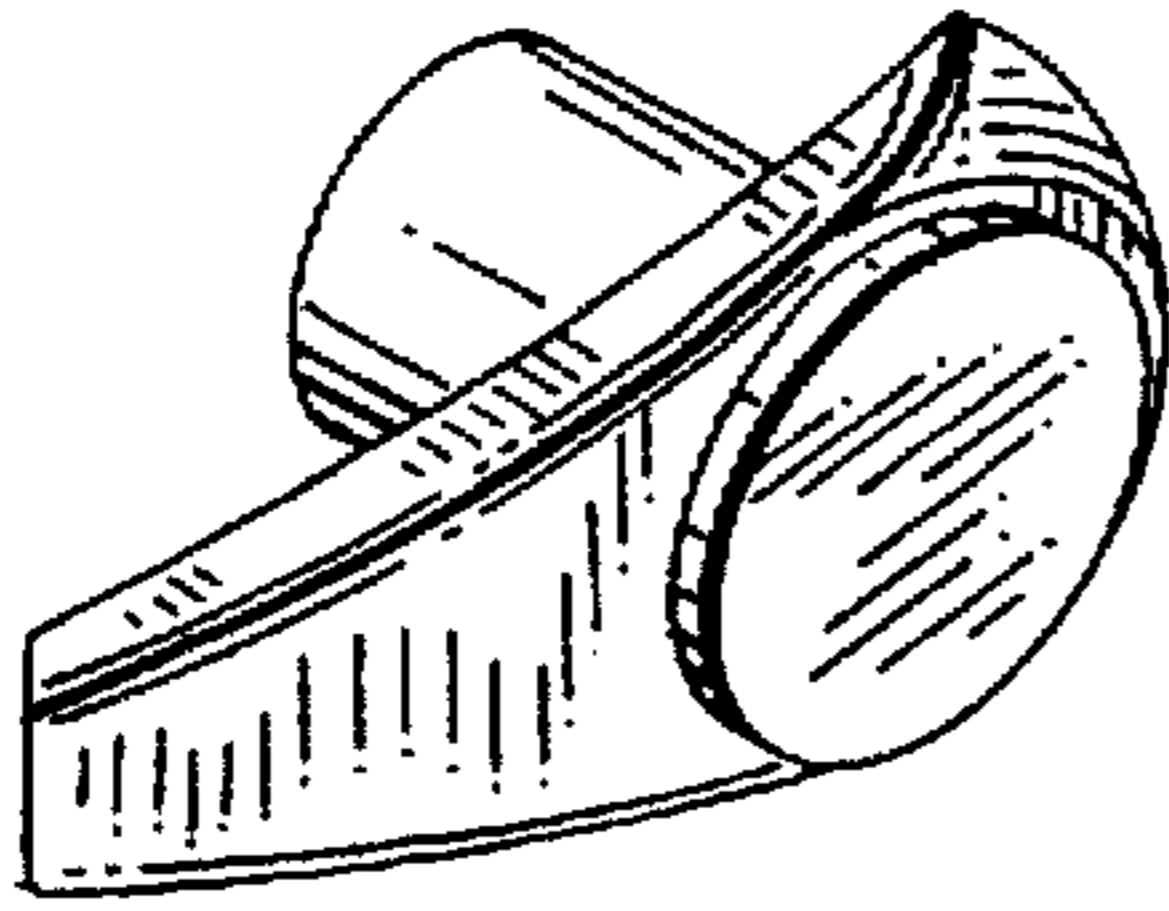


FIG. 2

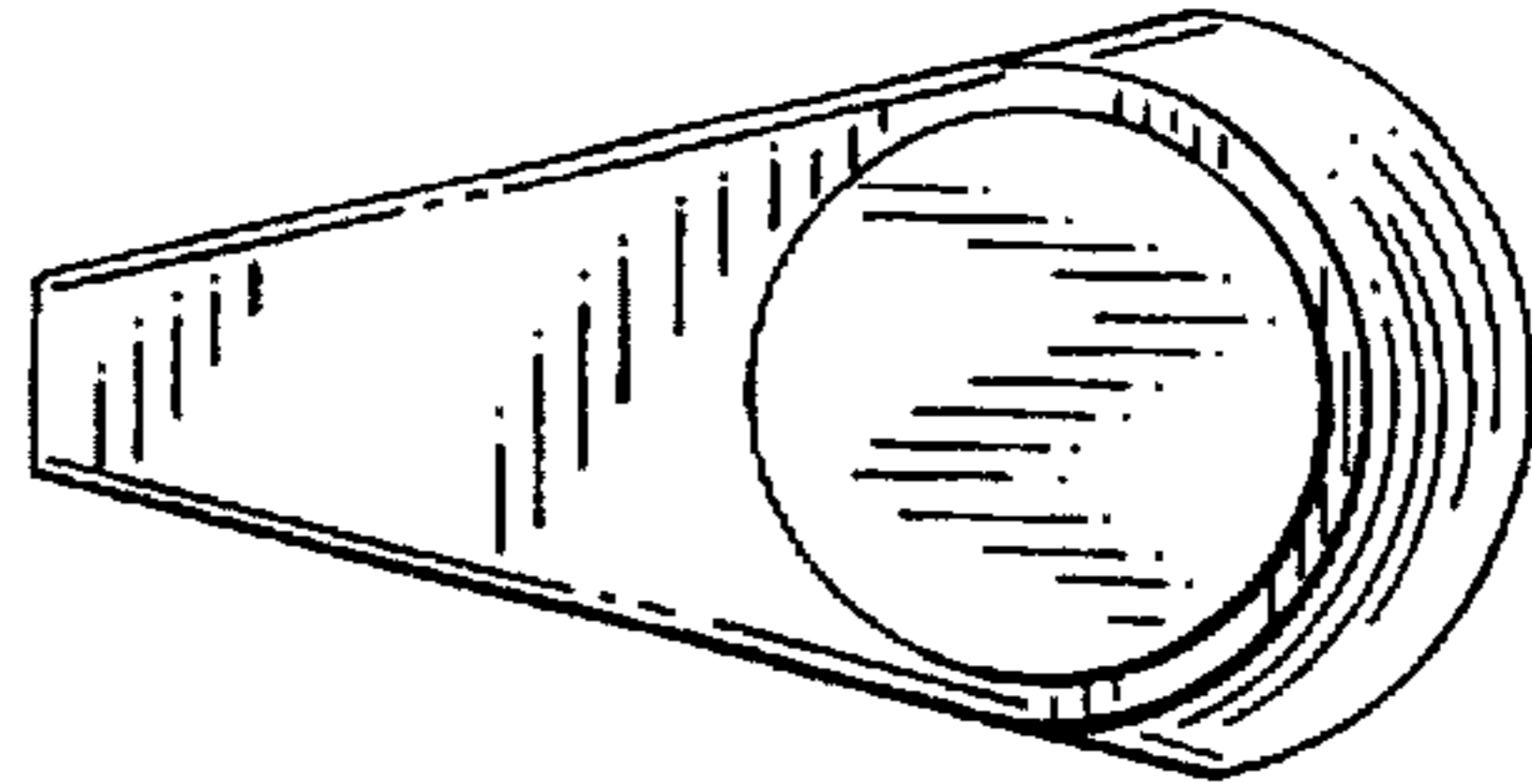


FIG. 3




FIG. 4

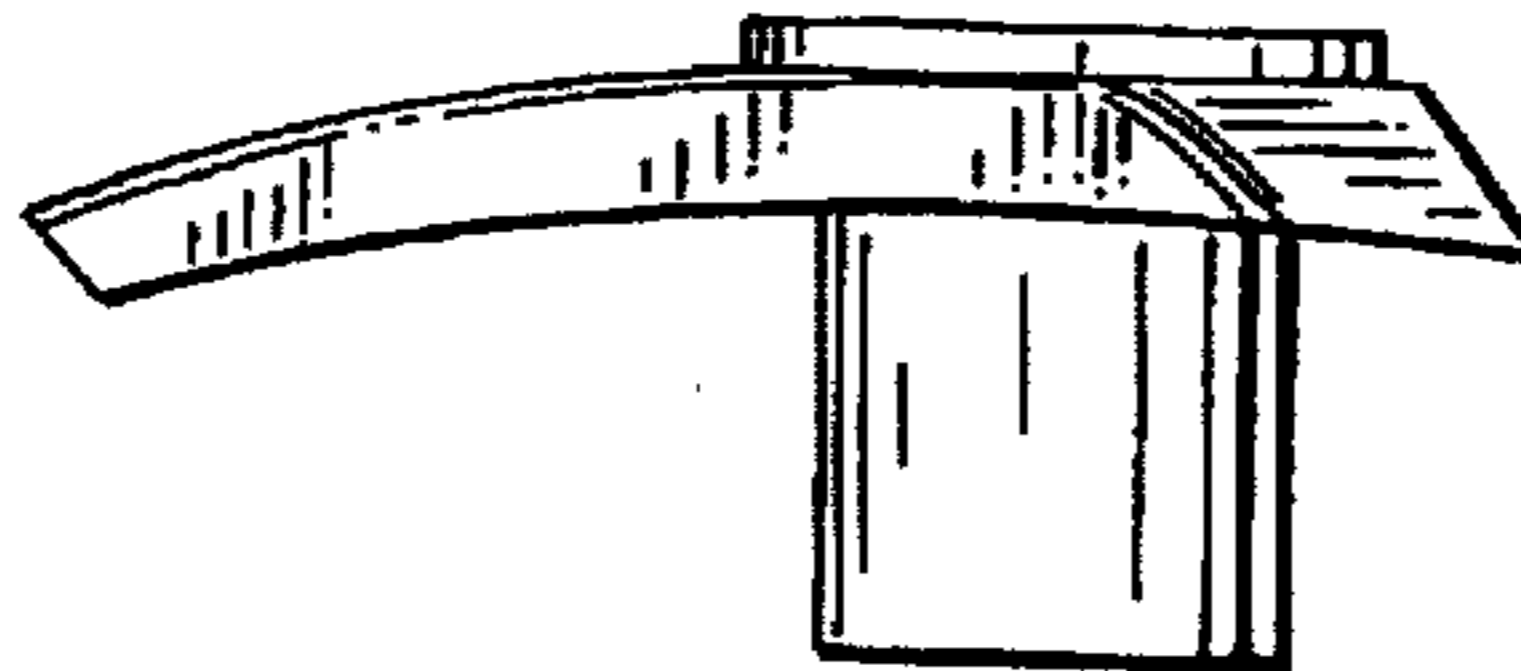


FIG. 5




FIG. 6

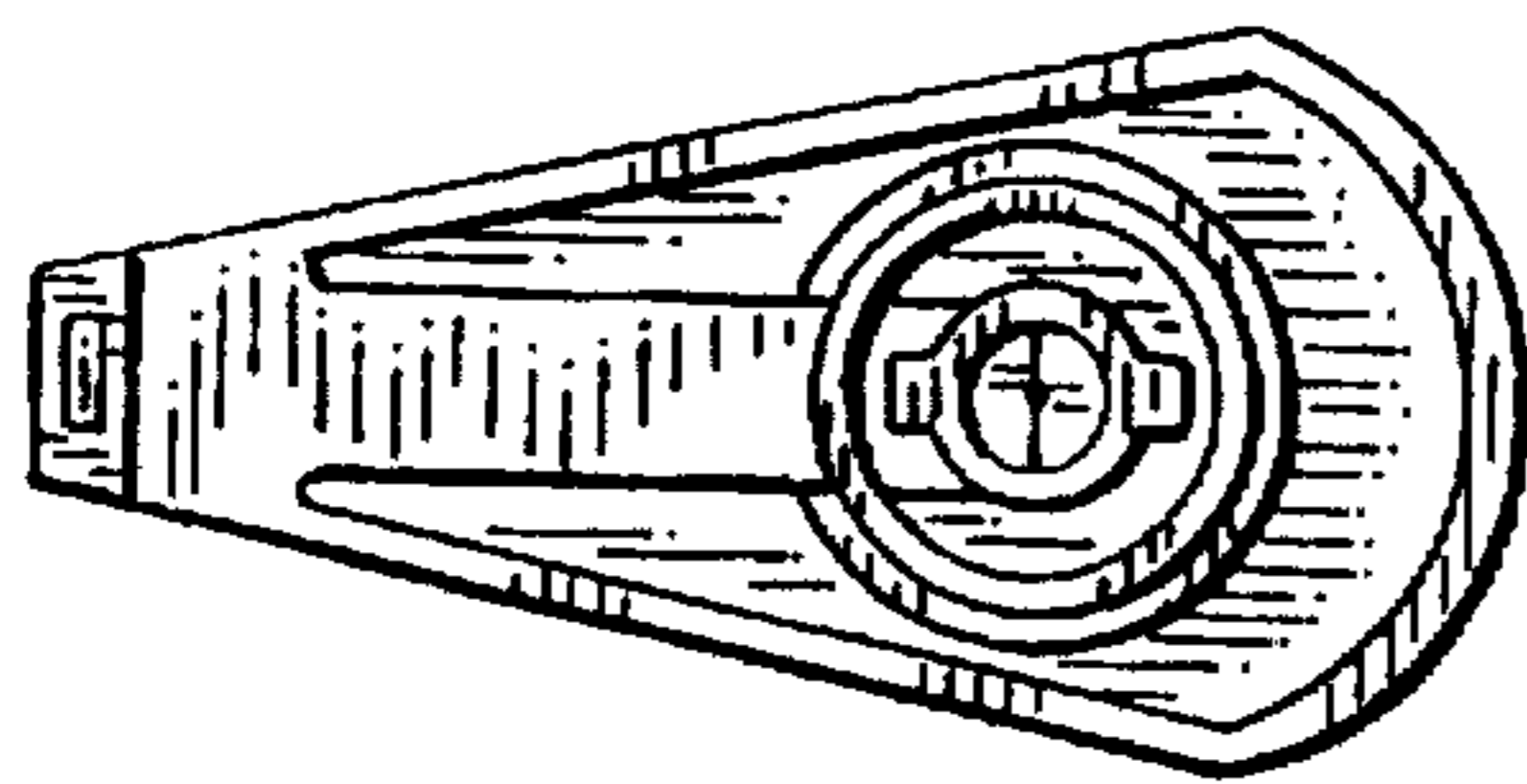


FIG. 7

