



US00D389400S

United States Patent [19]
Liang

[11] **Patent Number: Des. 389,400**
[45] **Date of Patent: **Jan. 20, 1998**

[54] **FILTER CONNECTOR CLIP**

[75] **Inventor: Li-Shiang Liang, Harvard, Mass.**

[73] **Assignee: United States Filter Corporation,
Palm Desert, Calif.**

[**] **Term: 14 Years**

[21] **Appl. No.: 50,138**

[22] **Filed: Feb. 9, 1996**

[51] **LOC (6) Cl. 08-08**

[52] **U.S. Cl. D8/382; D21/108**

[58] **Field of Search D8/382, 394; D21/108;
446/109, 111; 52/285, 712; 403/167, 168,
170, 404, 405.1, 403**

4,160,738	7/1979	Guter .	
4,343,707	8/1982	Lucas .	
4,347,136	8/1982	Friesen et al. .	
4,451,369	5/1984	Sekino et al. .	
4,458,455	7/1984	Tollstoff De Voss	D8/382 X
4,541,926	9/1985	Stanley .	
4,944,875	7/1990	Gaignet .	
5,277,807	1/1994	Lavoie et al. .	
5,401,399	3/1995	Magnusson et al. .	

FOREIGN PATENT DOCUMENTS

WO 93/00976 1/1993 WIPO .

Primary Examiner—Paula A. Mortimer
Attorney, Agent, or Firm—Wolf, Greenfield & Sacks, P.C.

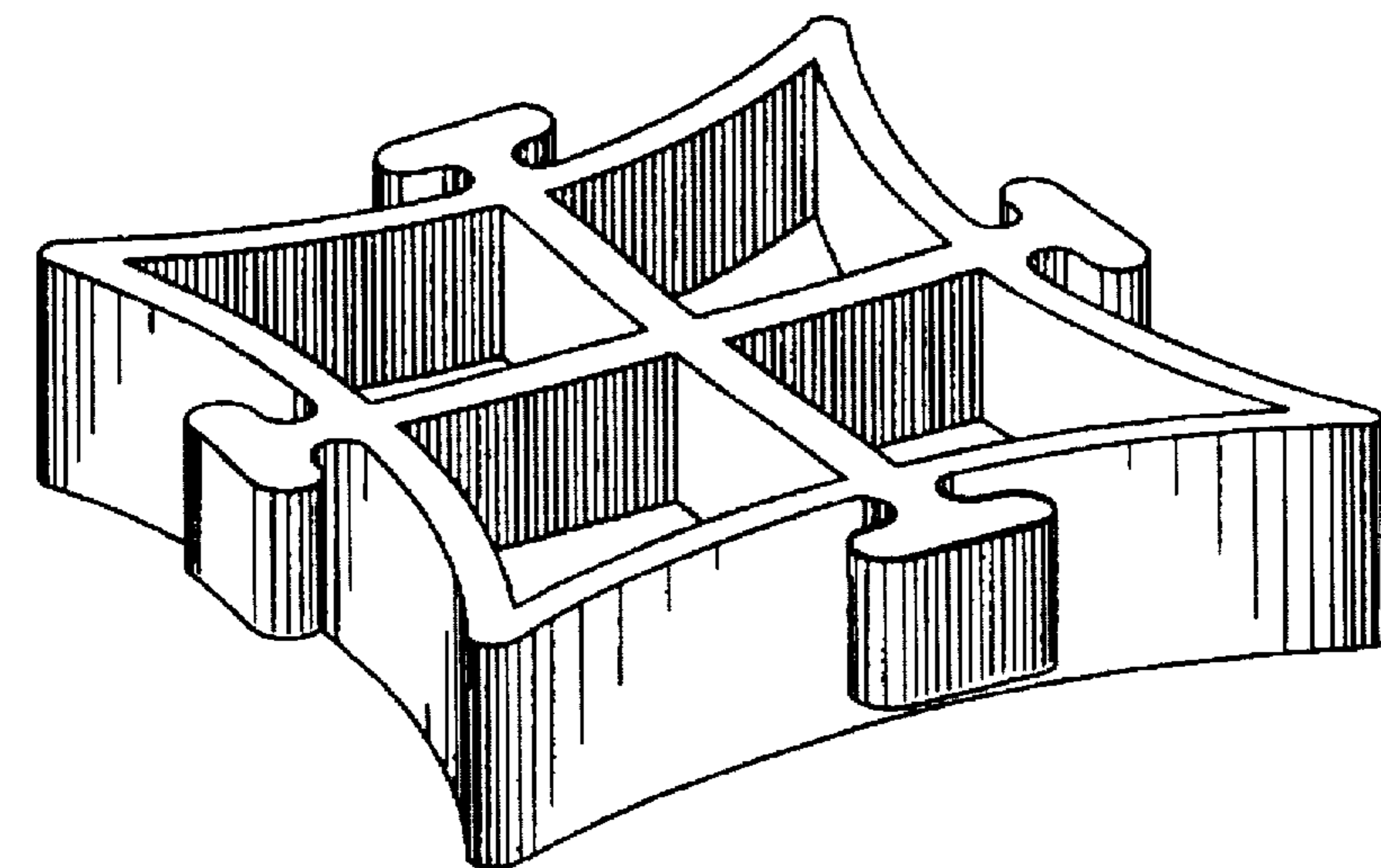
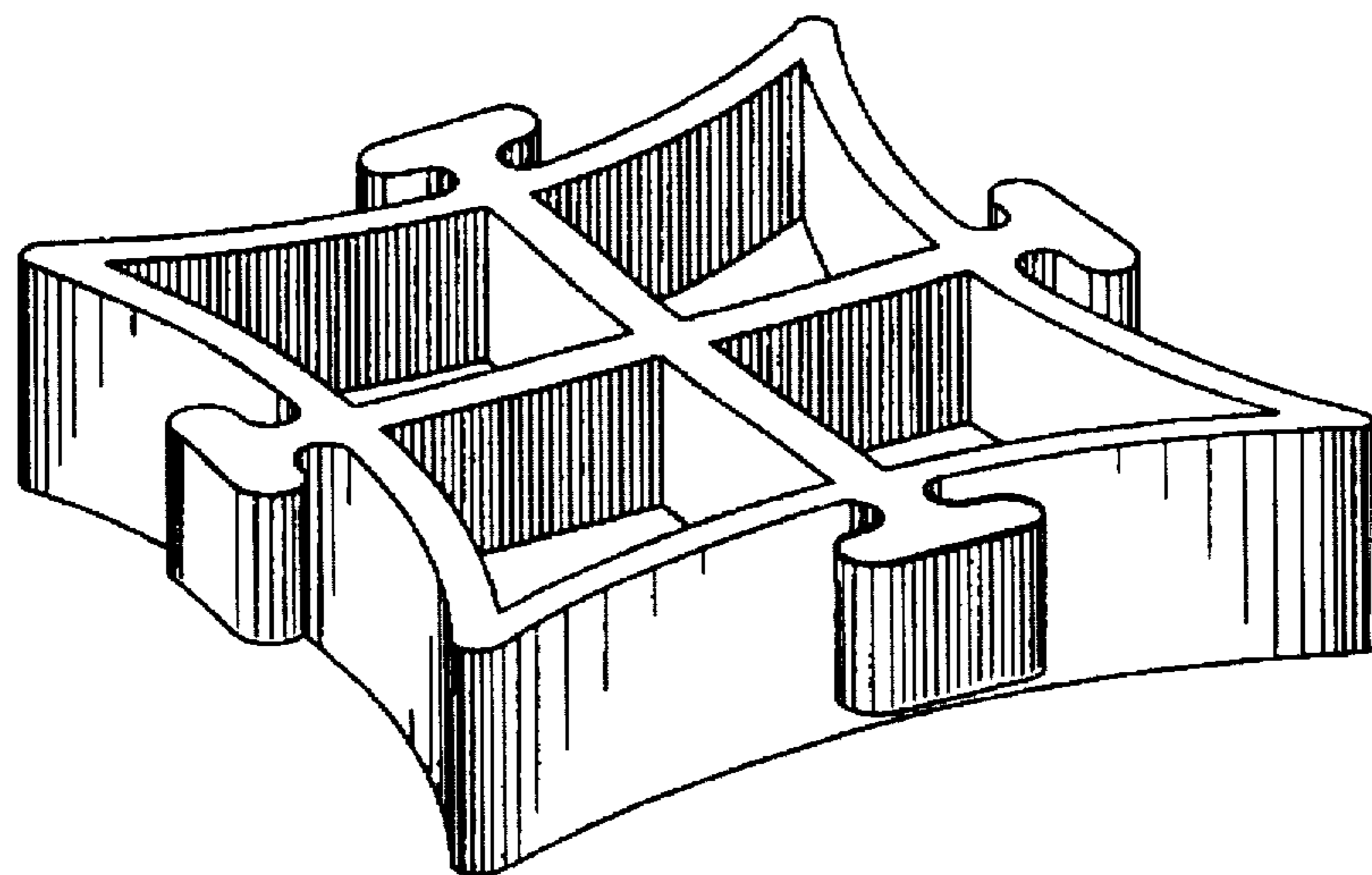
[57] **CLAIM**

The ornamental design for a filter connector clip, as shown and described.

DESCRIPTION

FIG. 1 is a top plan view of a first embodiment of a filter connector clip design;
FIG. 2 is a side elevational view thereof;
FIG. 3 is a bottom plan view thereof;
FIG. 4 is a top side perspective view thereof; and,
FIG. 5 is a top plan view thereof.
The broken line showing of the outline of a plurality of filter cartridges in FIG. 5 is for illustrative purposes only and forms no part of the claimed design.

1 Claim, 2 Drawing Sheets



[56] **References Cited**

U.S. PATENT DOCUMENTS

D. 234,706	4/1975	Harvey	D21/108
D. 236,221	8/1975	McAllister	D21/108
D. 285,586	9/1986	Murdough, Jr. et al.	D21/108
D. 297,303	8/1988	Finklestein	D8/382
D. 304,214	10/1989	Buist	D21/108
D. 372,419	8/1996	Ikegami	D8/382
2,902,821	9/1959	Kelly, Jr.	D8/382 X
3,396,847	8/1968	Englesberg .	
3,909,402	9/1975	Gartner .	
3,914,176	10/1975	Holmes .	
3,950,253	4/1976	Stem .	




Fig. 1



Fig. 2

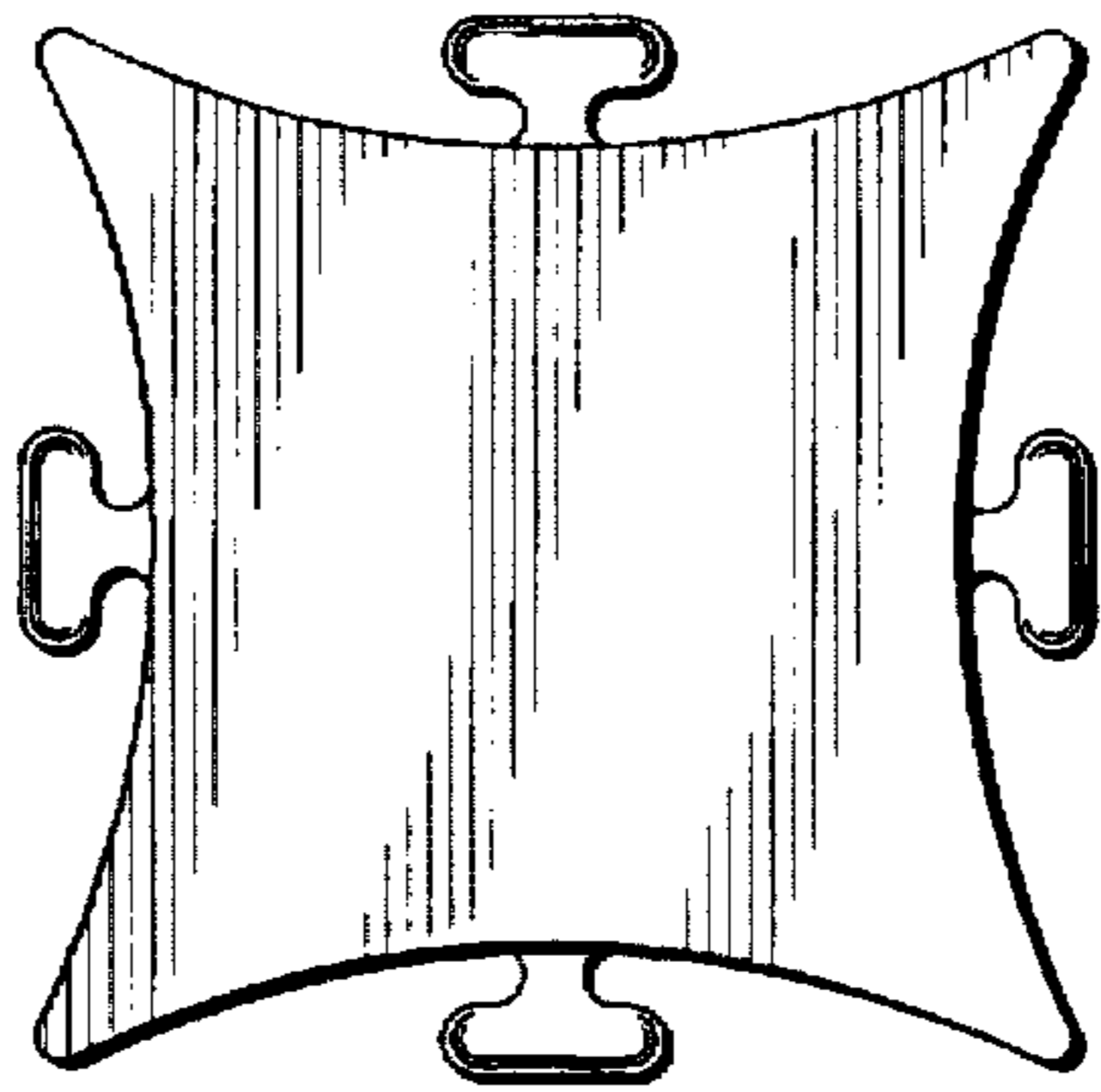


Fig. 3

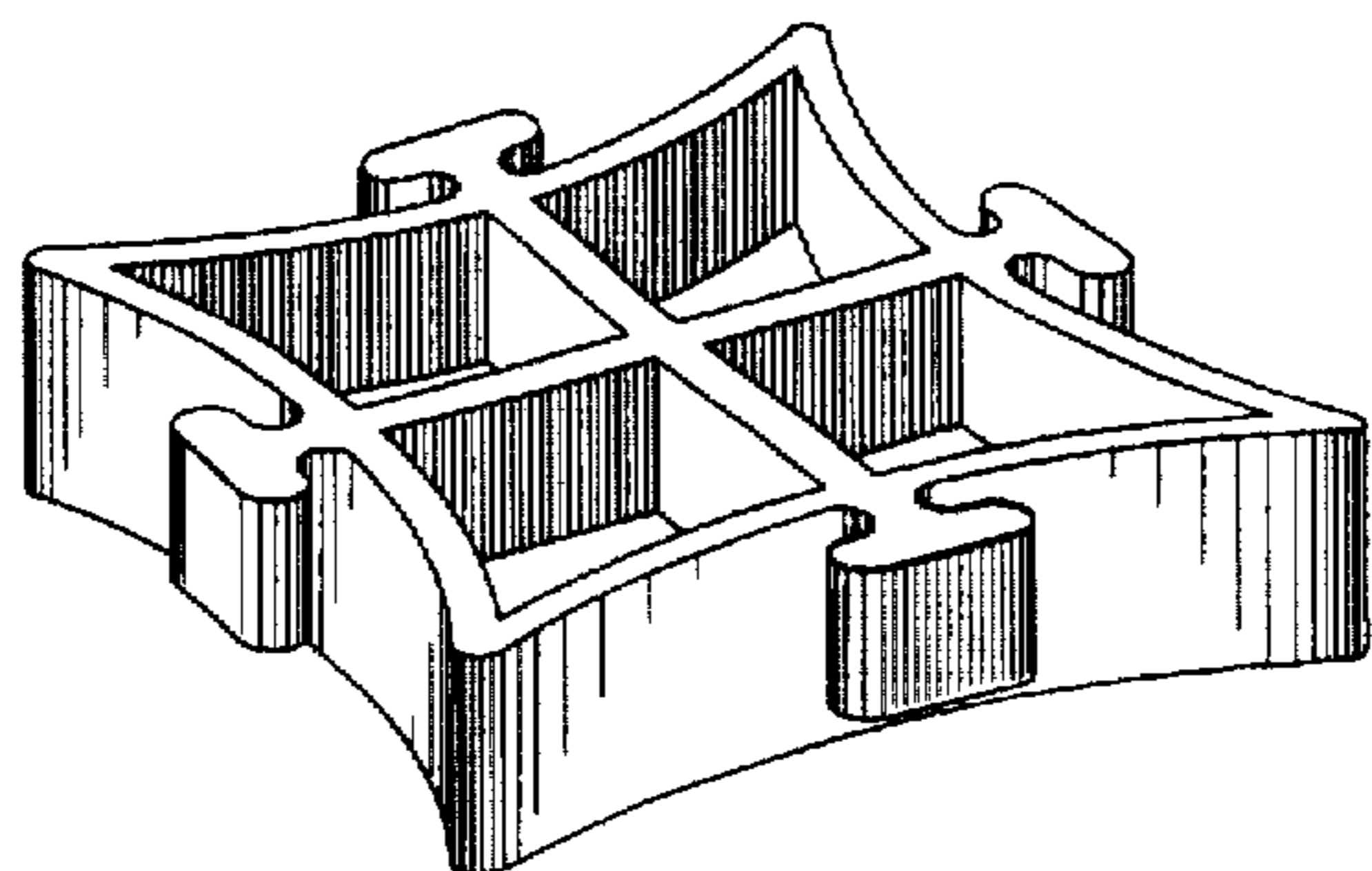


Fig. 4




Fig. 5