



US00D389398S

United States Patent [19]
Scherer et al.

[11] **Patent Number: Des. 389,398**
[45] **Date of Patent: **Jan. 20, 1998**

[54] **FACEPLATE**
[75] **Inventors: Craig Scherer, Wilmette; Michael Thuma, Des Plaines, both of Ill.**
[73] **Assignee: Panduit Corp., Tinley Park, Ill.**
[**] **Term: 14 Years**
[21] **Appl. No.: 62,219**
[22] **Filed: Nov. 12, 1996**
[51] **LOC (6) Cl. 11-05**
[52] **U.S. Cl. D8/353**
[58] **Field of Search D8/350, 353; 513/177; 174/66; 220/241; 40/642.02, 649; 439/536, 491**

4,451,106 5/1984 Wiseheart et al. D8/353
5,212,899 5/1993 Fandreyer 174/66
5,594,206 1/1997 Klas et al. 174/66
5,613,874 3/1997 Orlando et al. 439/491

Primary Examiner—B. J. Bullock
Attorney, Agent, or Firm—Mark D. Hilliard; Robert A. McCann

[57] **CLAIM**


The ornamental design for a faceplate, as shown and described.

DESCRIPTION

FIG. 1 is a front perspective view of a faceplate showing our new design;
FIG. 2 is a front elevational view thereof;
FIG. 3 is a side elevational view thereof, the opposite side is a mirror image; and,
FIG. 4 is a top plan view thereof, the bottom is a mirror image.
The broken line showing of the plug receiving apertures in FIGS. 1 and 2 is for illustrative purposes only and forms no part of the claimed design.

[56] **References Cited**
U.S. PATENT DOCUMENTS
D. 92,326 5/1934 Steele et al. .
D. 264,425 5/1982 Nippel et al. .
D. 348,825 7/1994 Below .
D. 360,351 7/1995 House et al. D8/353
D. 375,249 11/1996 Scherer et al. D8/353

1 Claim, 2 Drawing Sheets






FIG. 1

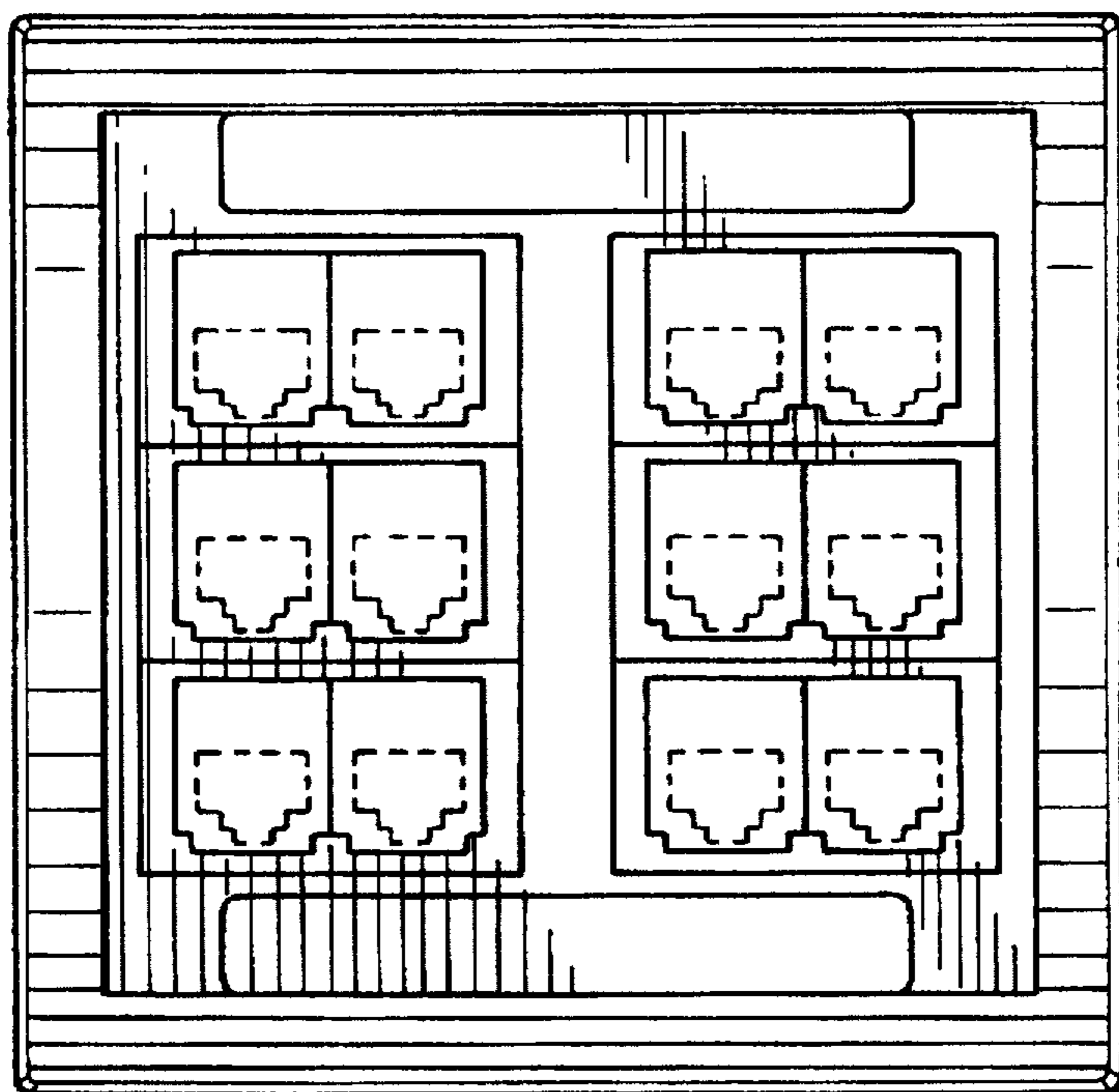


FIG. 2



FIG. 3




FIG. 4