



US00D389389S

United States Patent [19]

Glessner

[11] Patent Number: Des. 389,389

[45] Date of Patent: **Jan. 20, 1998

[54] **FOLDING KNIFE**

[75] Inventor: **Louis S. Glessner**, Golden, Colo.

[73] Assignee: **Spyderco, Inc.**, Golden, Colo.

[**] Term: **14 Years**

[21] Appl. No.: **53,741**

[22] Filed: **Apr. 29, 1996**

[51] LOC (6) Cl. **08-03**

[52] U.S. Cl. **D8/99**

[58] Field of Search D8/98, 99; D22/118;
30/151, 152, 153, 154, 155, 156, 157, 158,
159, 160, 161, 162

[56] **References Cited**

U.S. PATENT DOCUMENTS

D. 333,251	2/1993	Glessner	D8/99
D. 344,006	2/1994	Glessner	D8/99
D. 347,375	5/1994	Sakai	D8/99
D. 348,599	7/1994	Sakai	D8/99
D. 366,408	1/1996	Sessions et al.	D8/99
D. 367,599	3/1996	Sakai	D8/99
D. 371,288	7/1996	Thompson	D8/99
5,060,379	10/1991	Neely	30/157
5,095,624	3/1992	Ennis	30/159
5,400,509	3/1995	Collins	30/155
5,495,673	3/1996	Gardiner et al.	30/155

OTHER PUBLICATIONS

Smokey Mtn Knife Catalog, p. 22, 1995, Sog Knives.
Smokey Mtn Knives Catalog, p. 32, 1995, Gerber Knives.
Atlanta Cutlery Catalog, pp. 30 & 31, 1995, Spyderco Knives.

Primary Examiner—Philip S. Hyder
Attorney, Agent, or Firm—Sheridan Ross P.C.

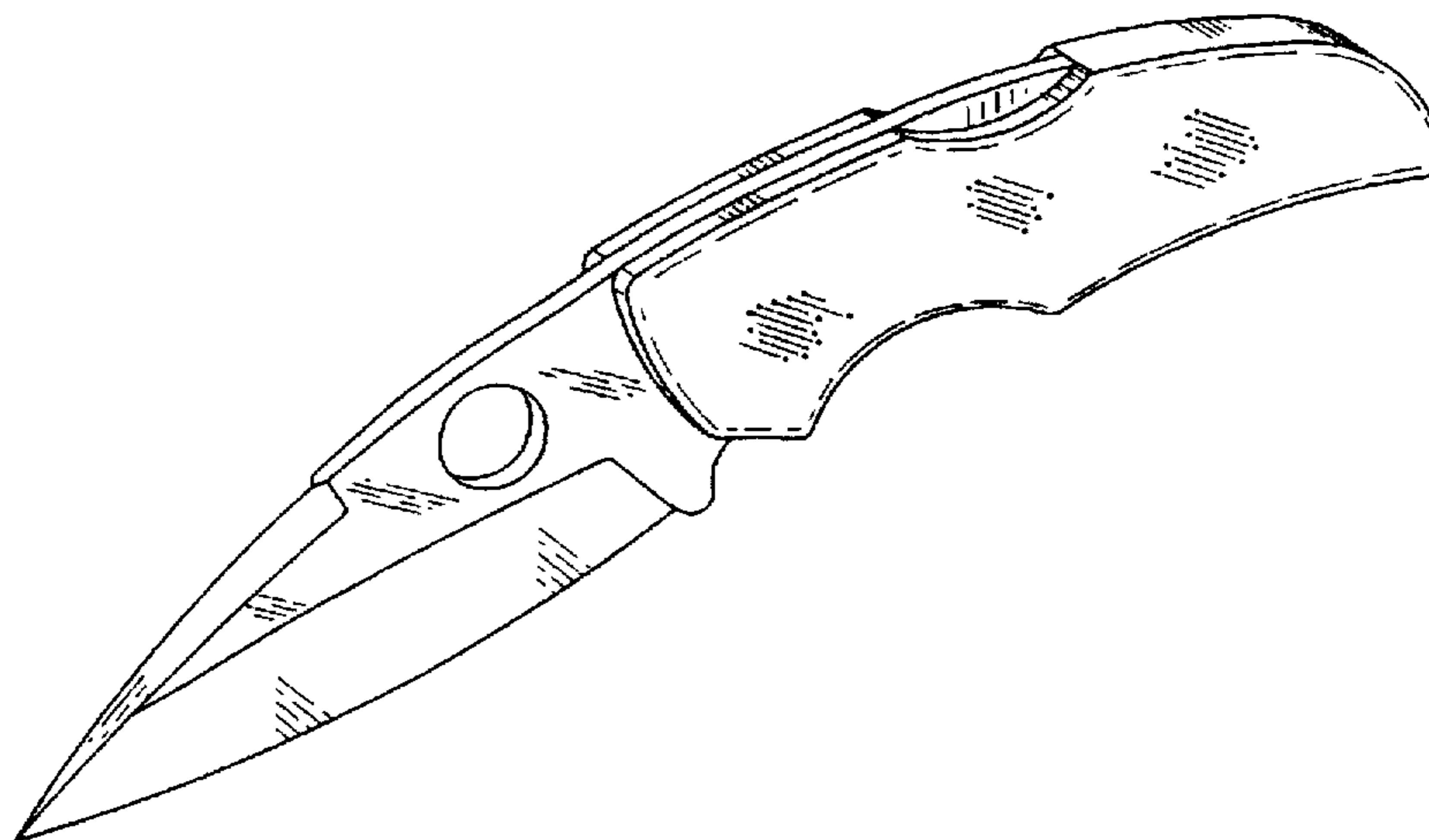
[57] **CLAIM**

The ornamental design for a folding knife, as shown and described.

DESCRIPTION

FIG. 1 is a rear elevational view of a folding knife showing my new design;
FIG. 2 is a top plan view of the knife illustrated in FIG. 1;
FIG. 3 is a front elevational view of the knife illustrated in FIG. 1;
FIG. 4 is a bottom plan view of the knife illustrated in FIG. 1;
FIG. 5 is a left side view of the knife illustrated in FIG. 1;
FIG. 6 is a right side view of the knife illustrated in FIG. 1;
and,
FIG. 7 is a perspective view of the knife illustrated in FIG. 1.

1 Claim, 2 Drawing Sheets



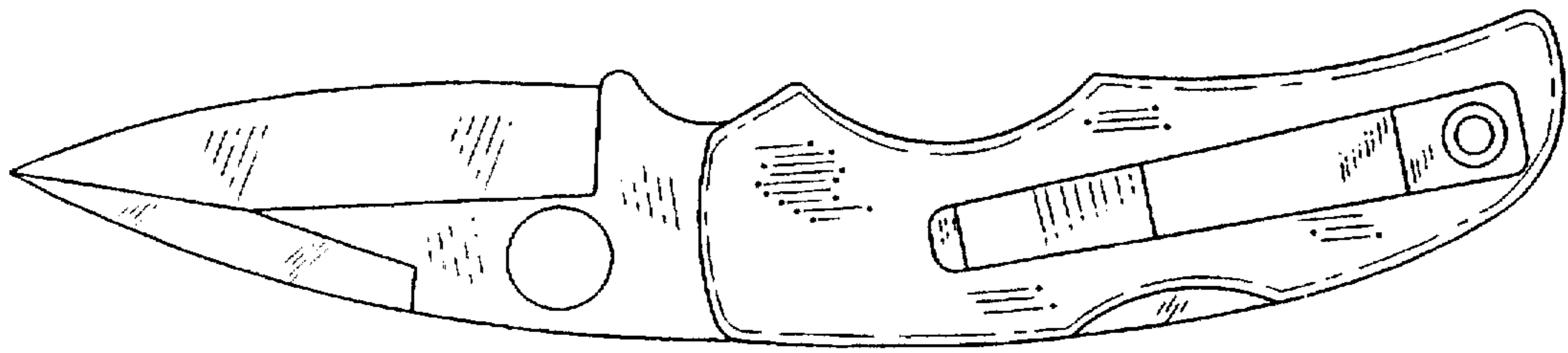


Fig. 1

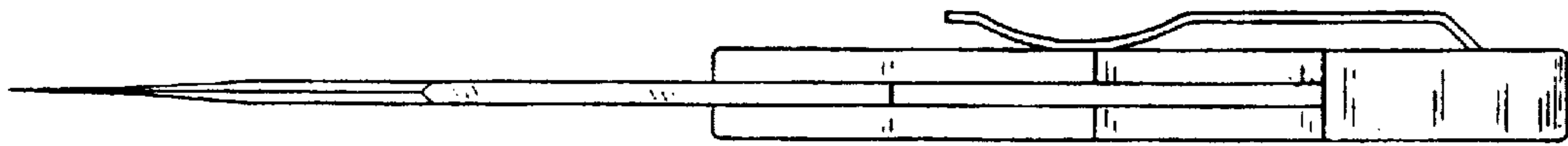


Fig. 2

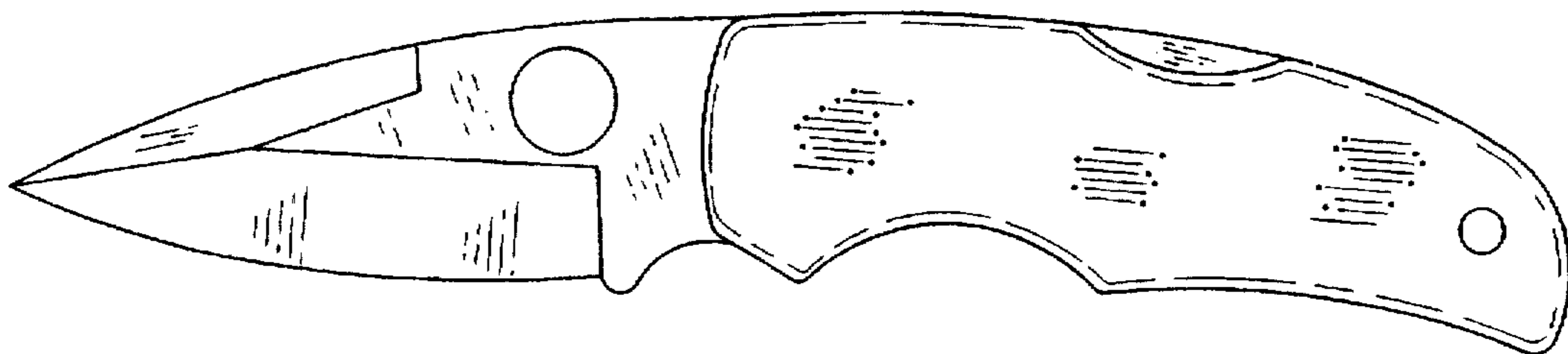


Fig. 3

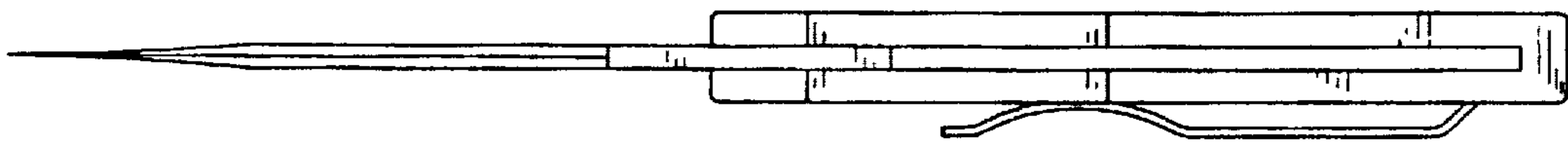


Fig. 4

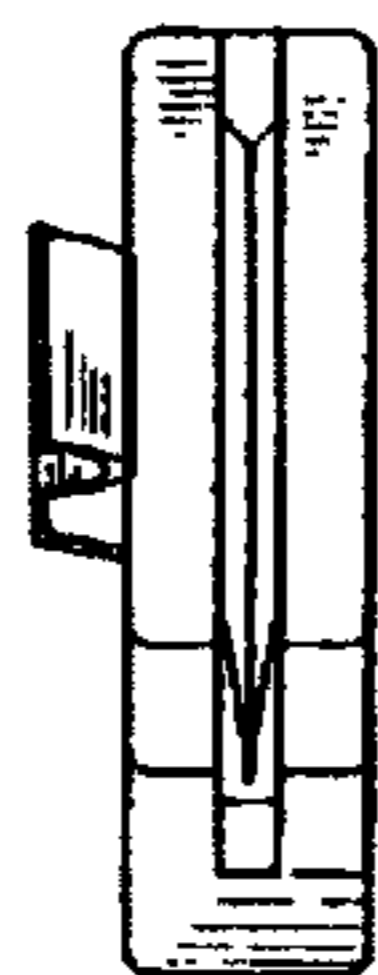


Fig. 5



Fig. 6

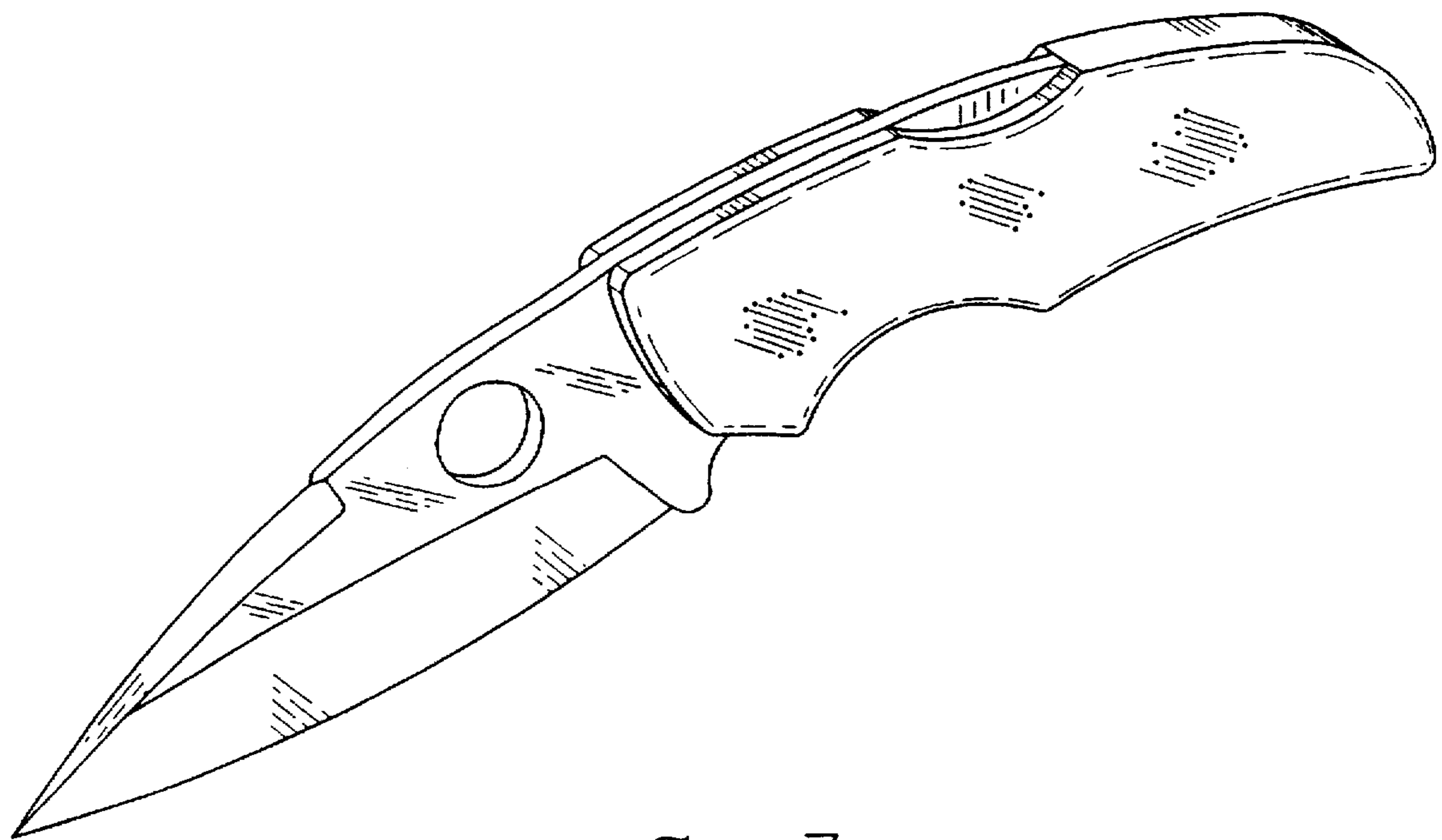


Fig. 7