



US00D389386S

United States Patent [19]
Barrett

[11] **Patent Number:** **Des. 389,386**
[45] **Date of Patent:** ****Jan. 20, 1998**

[54] **TRUCKER'S HELPER UNWINDER DRILL BIT FOR TRUCK ROLLER STRAPS UTILIZED ON TRACTOR-TRAILER FLAT BEDS**

3,578,046 5/1971 Curran 81/461
4,823,650 4/1989 Tuttle 81/176.15 X
5,575,602 11/1996 Savage et al. 81/176.15 X

Primary Examiner—Antoine Duval Davis

[76] **Inventor:** **Richard T. Barrett**, 12 First Ave., Eatontown, N.J. 07724

[57] **CLAIM**

[**] **Term:** **14 Years**

The ornamental design for a trucker's helper unwinder drill bit for truck roller straps utilized on tractor-trailer flat beds, as shown and described.

[21] **Appl. No.:** **58,102**

DESCRIPTION

[22] **Filed:** **Aug. 8, 1996**

[51] **LOC (6) Cl.** **08-01**

[52] **U.S. Cl.** **D8/70**

[58] **Field of Search** D15/138, 139;
D8/21, 70; 81/176.1, 176.15, 460, 461,
176.2; 411/409, 407, 411; 33/201; 30/492,
493; 54/7, 8, 9

FIG. 1 is a front elevational view of the trucker's helper unwinder drill bit for truck roller straps utilized on tractor-trailer flat beds showing my new design;
FIG. 2 is a rear elevational view thereof;
FIG. 3 is a right view thereof;
FIG. 4 is a left view thereof;
FIG. 5 is a top plan view thereof; and,
FIG. 6 is a bottom plan view thereof.

[56] **References Cited**

U.S. PATENT DOCUMENTS

D. 248,659 7/1978 Schneider, Sr. D15/139

1 Claim, 3 Drawing Sheets




FIG. 1

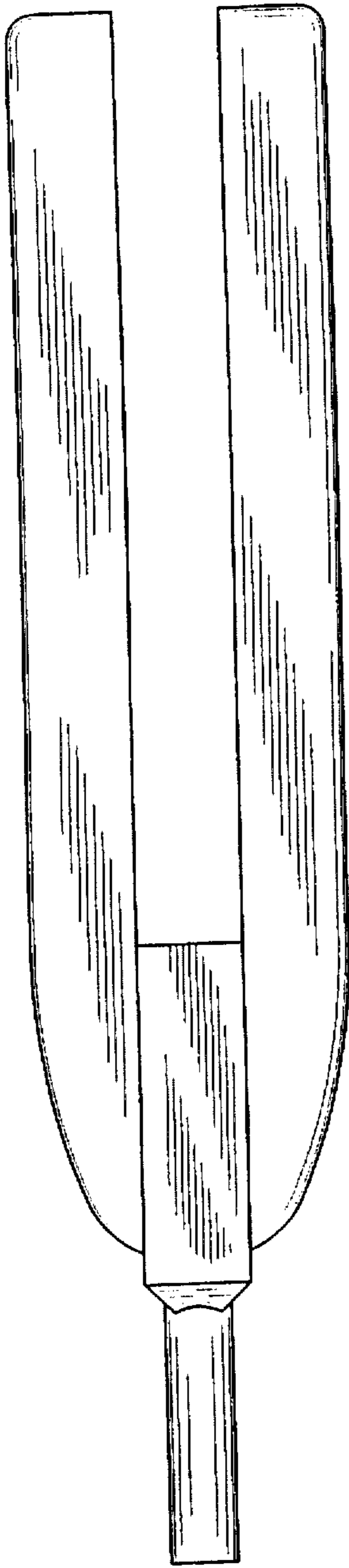


FIG. 2

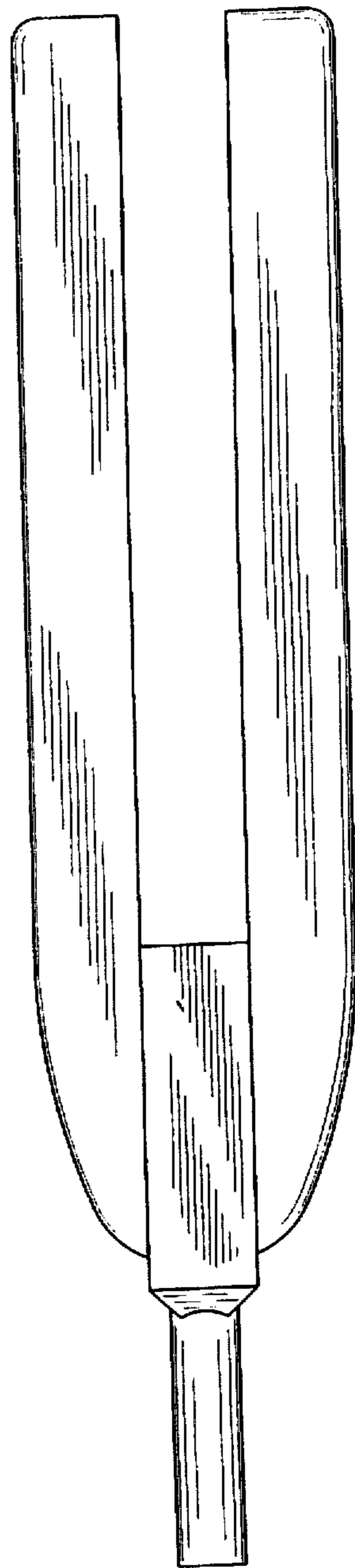


FIG. 3




FIG. 4




FIG. 5

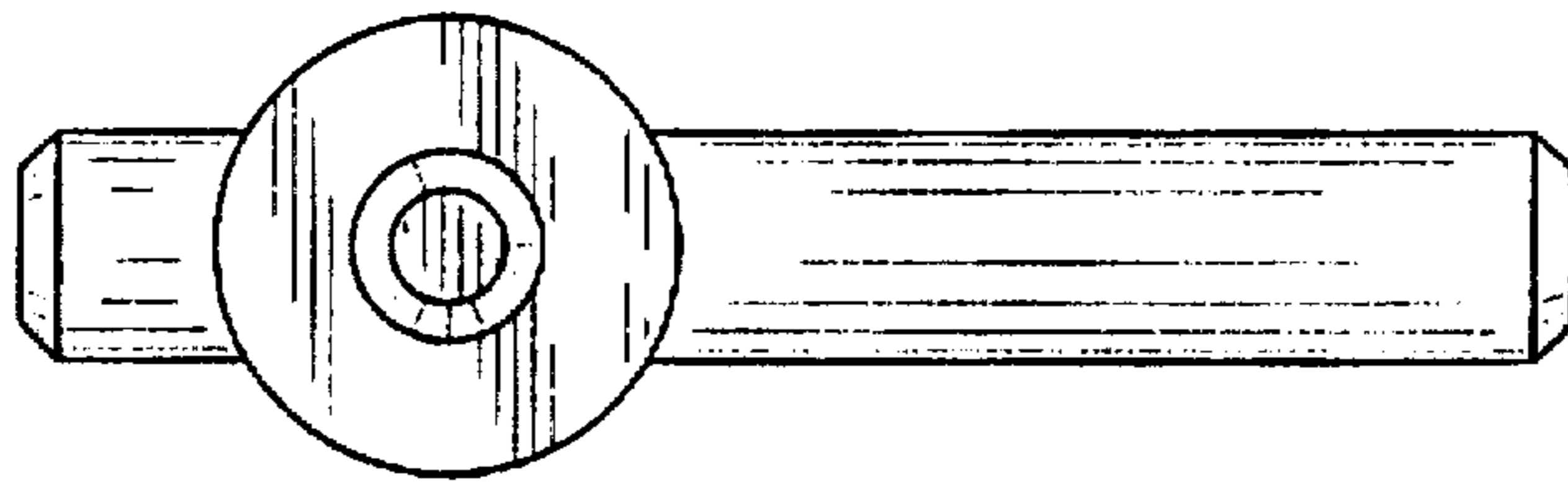


FIG. 6

