

US00D389385S

United States Patent [19]

Herrmann et al.

[11] Patent Number: **Des. 389,385**

[45] Date of Patent: ****Jan. 20, 1998**

- [54] **HANDLE FOR POWER SHEARS**
- [75] Inventors: **Raymond J. Herrmann**, Westlake;
Thomas M. Prast, Huron, both of Ohio
- [73] Assignee: **Bettcher Industries, Inc.**, Birmingham,
Ohio
- [**] Term: **14 Years**
- [21] Appl. No.: **47,776**
- [22] Filed: **Dec. 12, 1995**

- 4,109,381 8/1978 Pelloens .
- 4,206,603 6/1980 Mekler .
- 4,359,821 11/1982 Pellenc .
- 4,382,331 5/1983 Kimura .
- 4,521,963 6/1985 Lind et al. .
- 4,587,732 5/1986 Lind et al. .
- 4,637,288 1/1987 Olsen et al. .
- 4,756,220 7/1988 Olsen et al. .
- 4,791,726 12/1988 Ailey, Jr. .
- 4,949,461 8/1990 van der Merwe et al. .
- 4,967,474 11/1990 Wells .
- 5,002,135 3/1991 Pellenc .
- 5,150,523 9/1992 McCurry .
- 5,172,479 12/1992 Keeton .

Related U.S. Application Data

- [60] Division of Ser. No. 445,344, May 19, 1995, which is a continuation-in-part of Ser. No. 330,183, Oct. 27, 1994, abandoned, which is a division of Ser. No. 132,526, Oct. 6, 1993, Pat. No. 5,375,330.
- [51] **LOC (6) Cl.** **08-03**
- [52] **U.S. Cl.** **D8/70; D8/69**
- [58] **Field of Search** **D8/57, 61, 68, D8/69, 107, 70; 30/145, 215, 223, 225, 228, 232, 252, 253, 254, 262; 7/135; 137/627.5; 452/149**

FOREIGN PATENT DOCUMENTS

9114545 10/1991 WIPO .

Primary Examiner—James M. Gandy
Assistant Examiner—Robert M. Spear
Attorney, Agent, or Firm—Watts, Hoffmann, Fisher & Heinke Co., L.P.A.

[57] CLAIM

The ornamental design for a handle for power shears, as shown and described.

DESCRIPTION

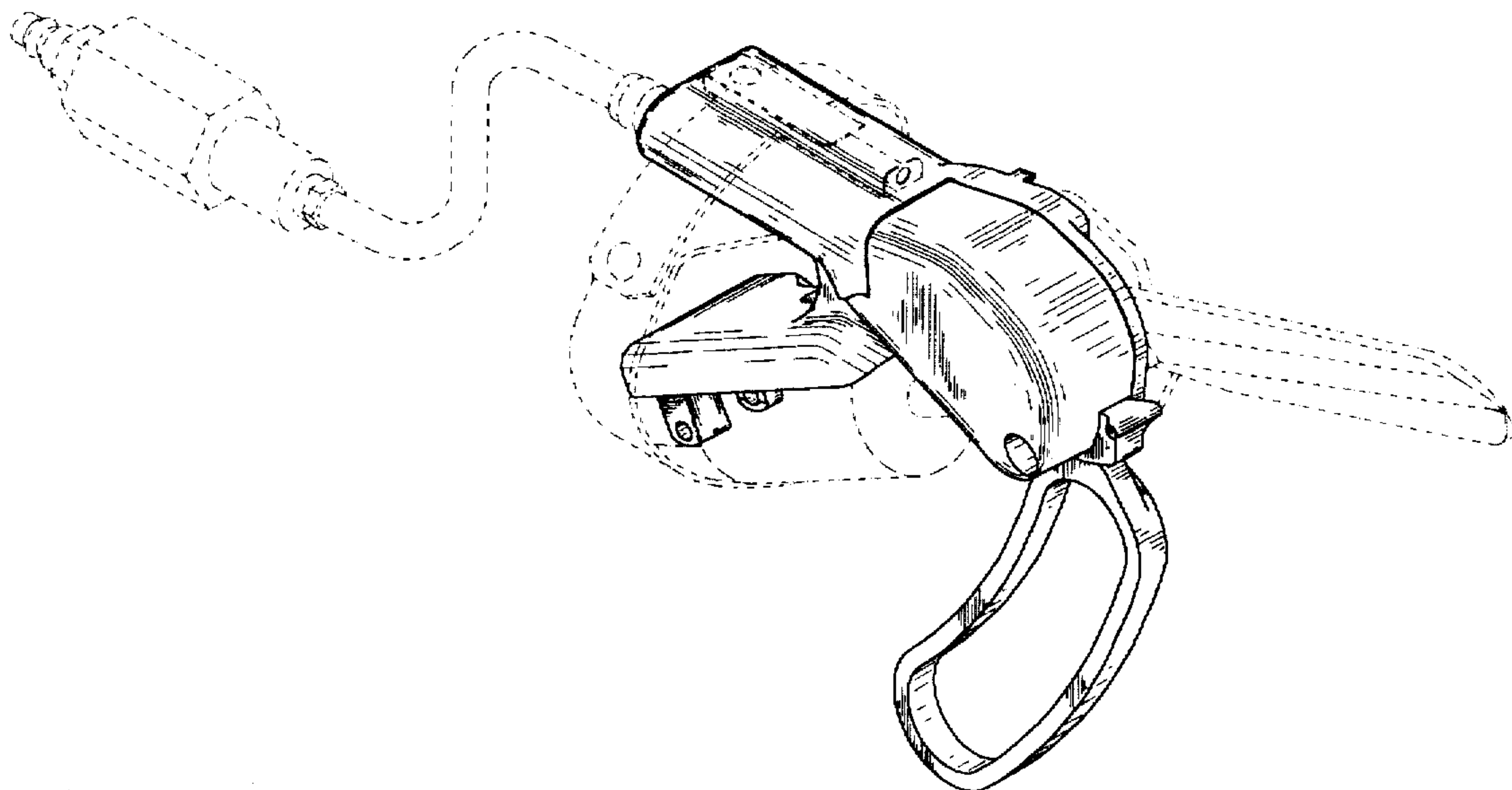
FIG. 1 is a perspective view of a handle for power shears showing our new design as viewed from the right side and front of the handle;
 FIG. 2 is a right-side elevational view thereof;
 FIG. 3 is a left-side elevational view thereof;
 FIG. 4 is a top plan view thereof;
 FIG. 5 is a bottom plan view thereof;
 FIG. 6 is a front elevational view thereof; and,
 FIG. 7 is a rear elevational view thereof.
 The broken line showing of a motor assembly, strap assembly and blades is for illustrative purposes only and forms no part of the claimed design.

1 Claim, 5 Drawing Sheets

[56] References Cited

U.S. PATENT DOCUMENTS

- D. 209,442 11/1967 Greene D8/69
- D. 296,516 7/1988 Doyel D8/69
- D. 358,747 5/1995 Juranitch D8/57
- D. 359,427 6/1995 Birkholz D8/107
- 2,348,612 2/1944 Deacon .
- 2,699,756 1/1955 Miller .
- 2,743,707 5/1956 Kellersman .
- 2,818,643 1/1958 Dawson .
- 3,081,790 3/1963 Radford .
- 3,294,120 12/1966 Ruchser .
- 3,688,402 9/1972 Shannon .
- 3,787,742 1/1974 Murphy .
- 3,834,020 9/1974 Caire .
- 3,970,110 7/1976 Schaedler et al. .



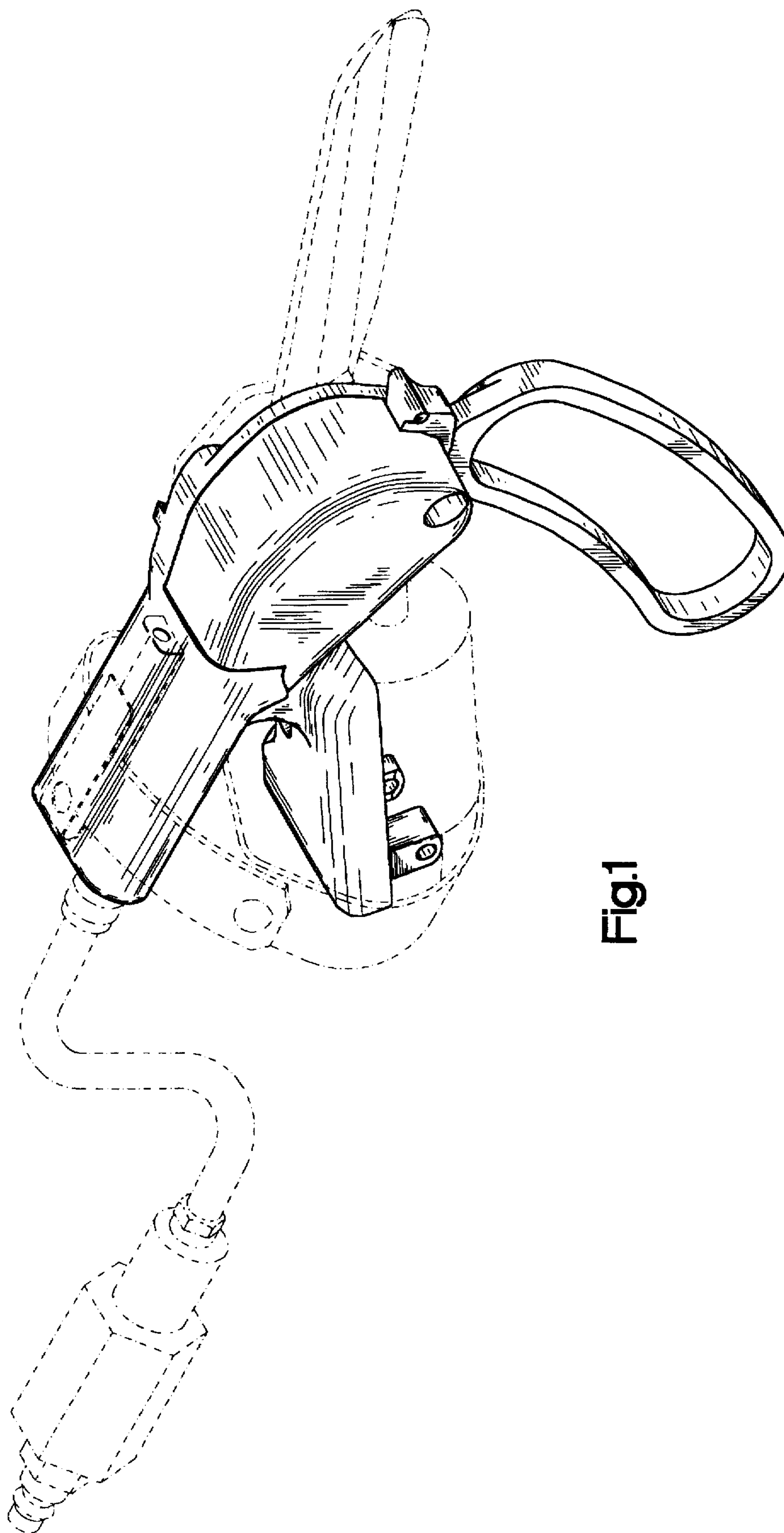


Fig.1

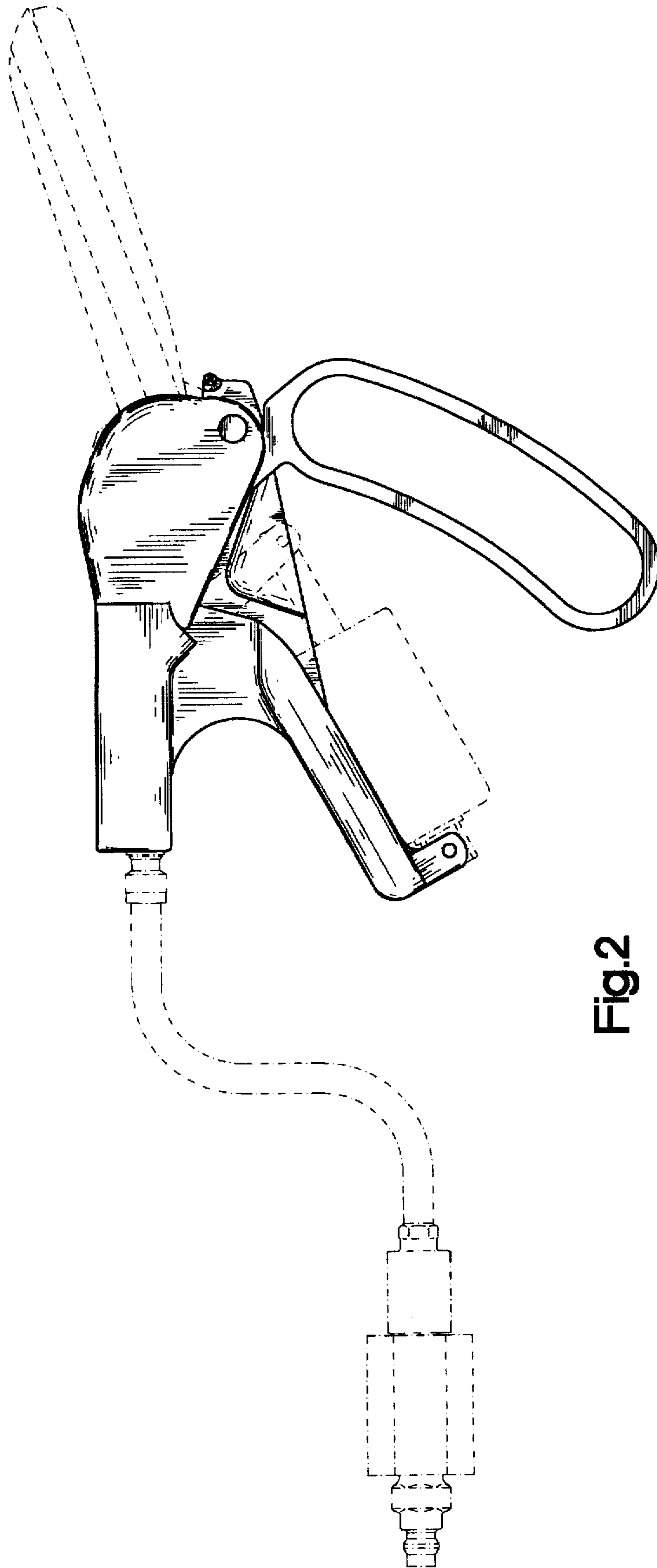


Fig.2

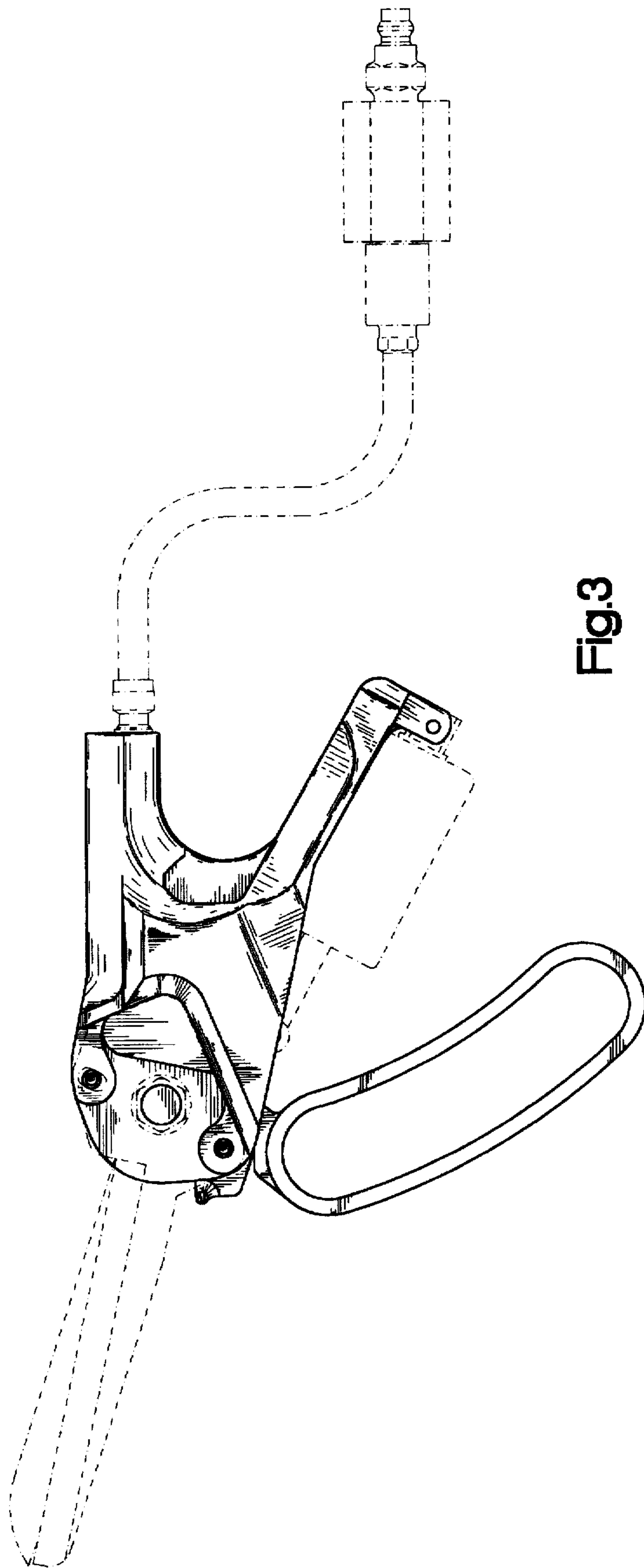


Fig.3

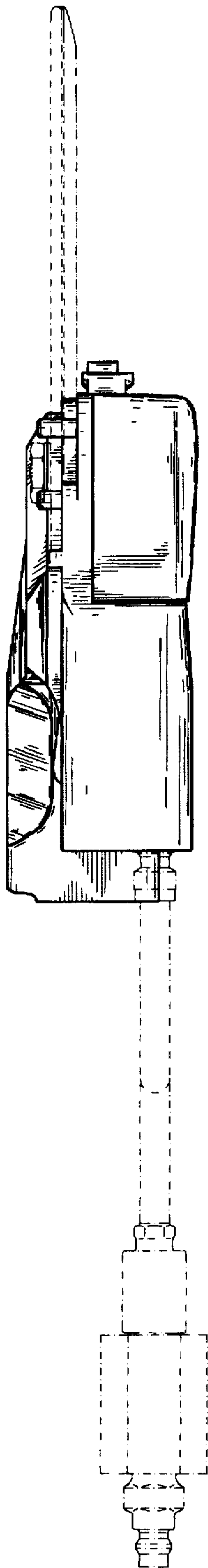


Fig.4




Fig.5

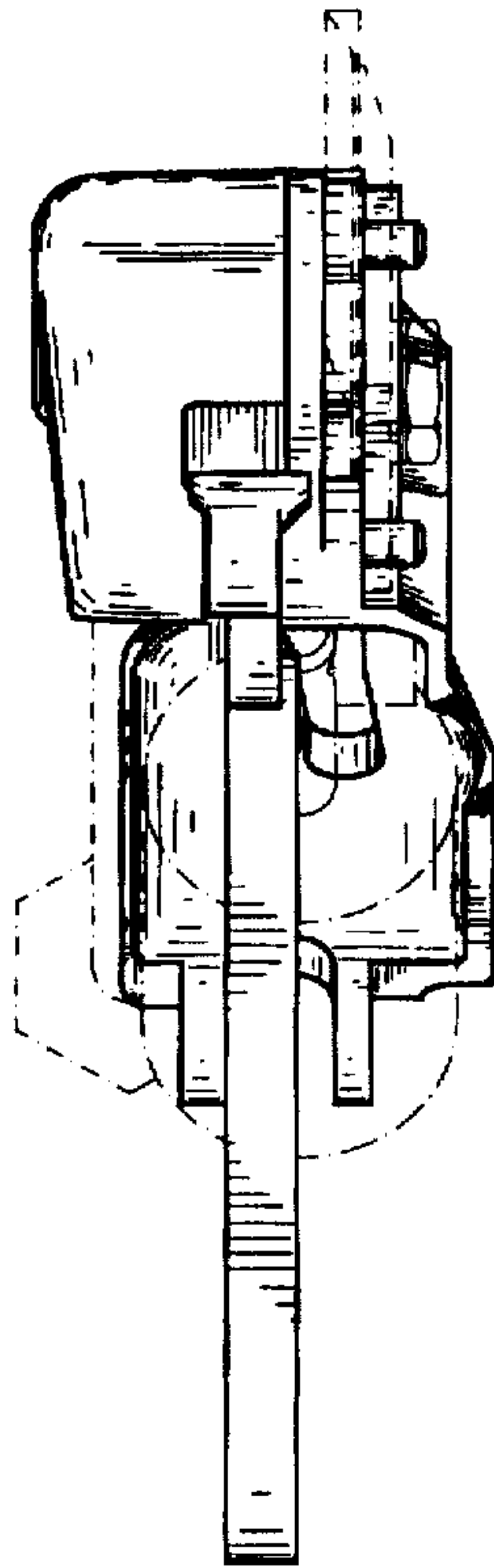


Fig.6

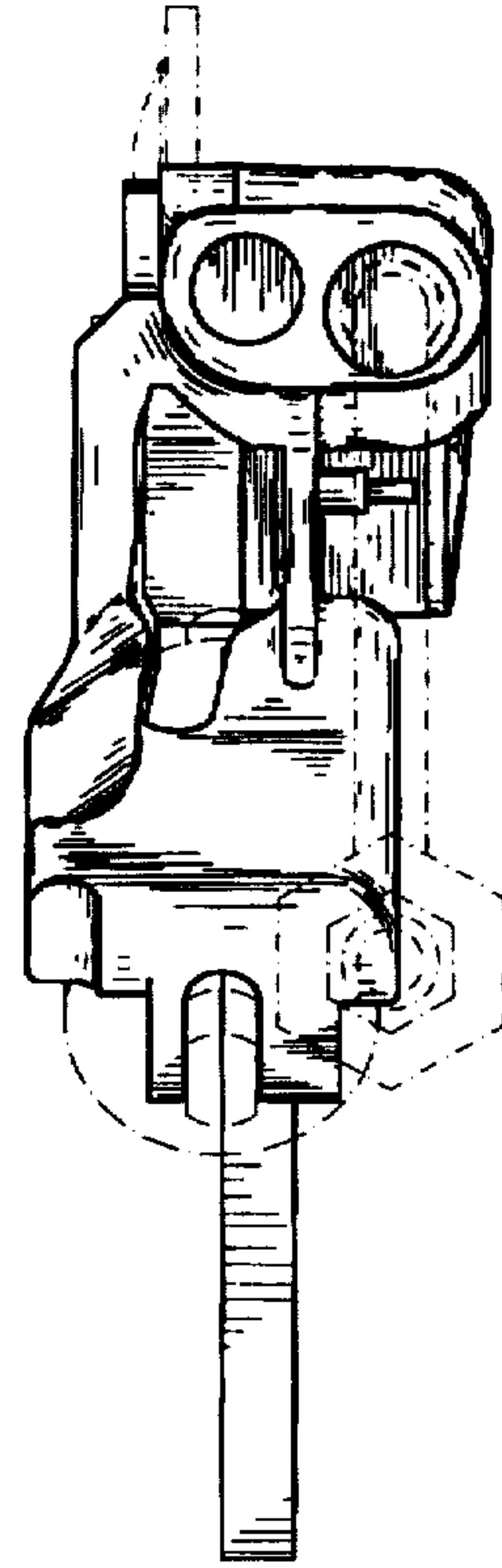


Fig.7