

US00D389382S

**United States Patent** [19]  
**Houle**

[11] **Patent Number:** **Des. 389,382**

[45] **Date of Patent:** **\*\*Jan. 20, 1998**

[54] **EDGER BLADE**

[76] **Inventor:** **Elmer R. Houle**, 2221 N. 40th St.,  
Phoenix, Ariz. 85008

[\*\*] **Term:** **14 Years**

[21] **Appl. No.:** **60,249**

[22] **Filed:** **Sep. 25, 1996**

[51] **LOC (6) Cl.** ..... **08-01**

[52] **U.S. Cl.** ..... **D8/8**

[58] **Field of Search** ..... **D8/8, 7; 30/276;**  
**56/12.7**

[56] **References Cited**

**U.S. PATENT DOCUMENTS**

D. 268,641	4/1983	Bonforte	.....	D8/8 X
D. 372,408	8/1996	Robbins	.....	D8/8
2,684,532	7/1954	Sumstead	.....	D8/9 X
4,329,834	5/1982	Hetrick	.....	D8/7 X
4,611,459	9/1986	Cartner	.....	56/12.7

*Primary Examiner*—Holly Baynham  
*Attorney, Agent, or Firm*—Parsons & Goltry; Robert A.  
Parsons; Michael W. Goltry

[57] **CLAIM**

The ornamental design for an edger blade, as shown and described.

**DESCRIPTION**

FIG. 1 is a perspective view of an edger blade showing my new design therefor;  
FIG. 2 is a top plan view of the edger blade;  
FIG. 3 is a front elevational view of the edger blade;  
FIG. 4 is a bottom plan view of the edger blade;  
FIG. 5 is a rear elevational view of the edger blade;  
FIG. 6 is a left side elevational view of the edger blade;  
FIG. 7 is a right side elevational view of the edger blade;  
FIG. 8 is a perspective view of another embodiment of my new design;  
FIG. 9 is a top plan view of the edger blade of FIG. 8;  
FIG. 10 is a front elevational view of the edger blade of FIG. 8;  
FIG. 11 is a bottom plan view of the edger blade of FIG. 8;  
FIG. 12 is a rear elevational view of the edger blade of FIG. 8;  
FIG. 13 is a left side elevational view of the edger blade of FIG. 8; and,  
FIG. 14 is a right side elevational view of the edger blade of FIG. 8.

**1 Claim, 2 Drawing Sheets**

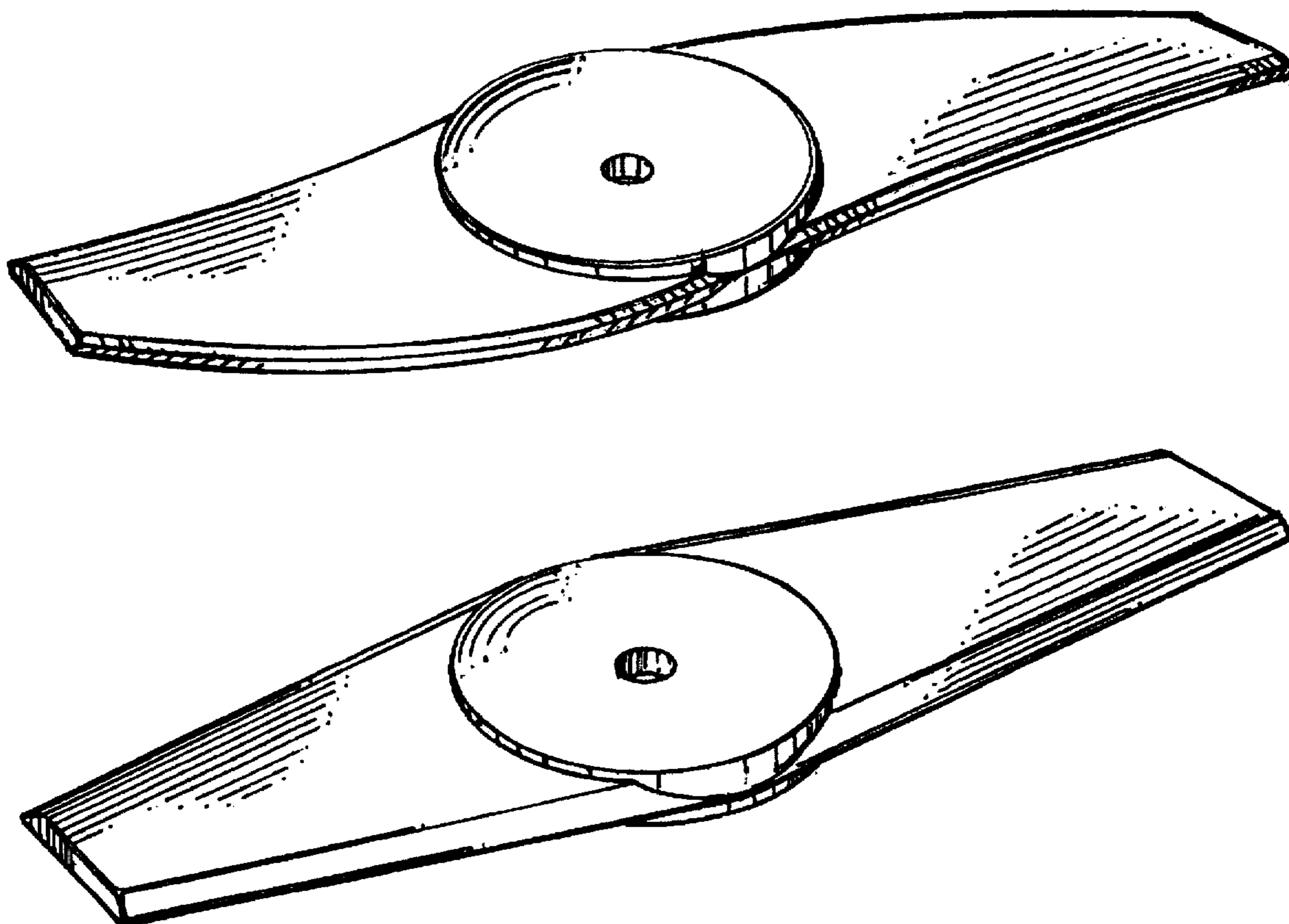


FIG. 1

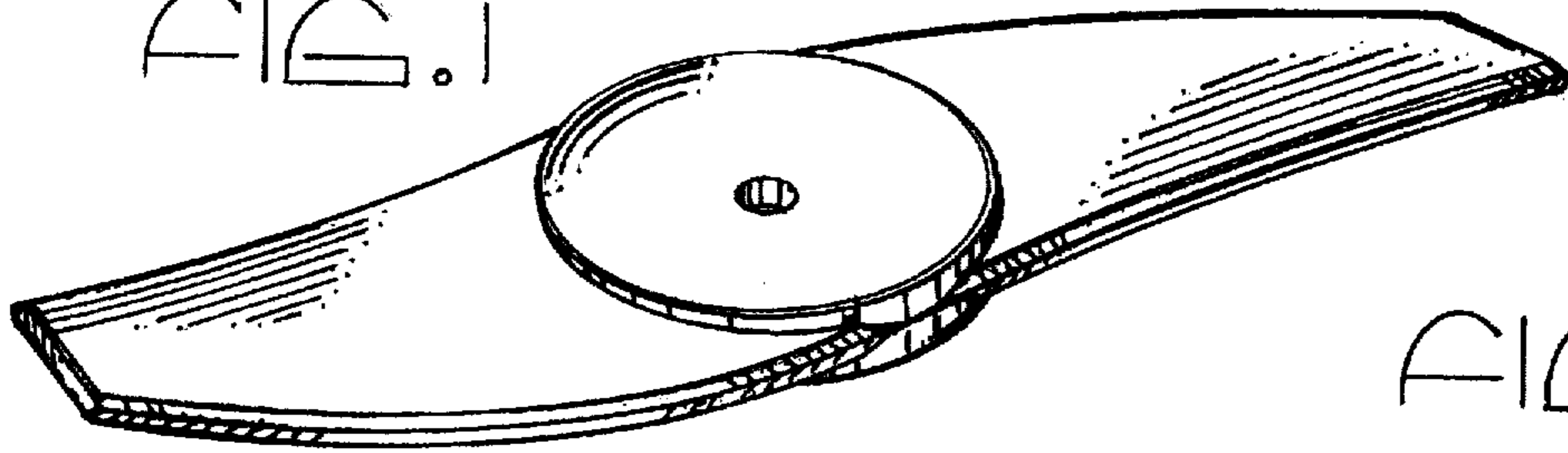


FIG. 2

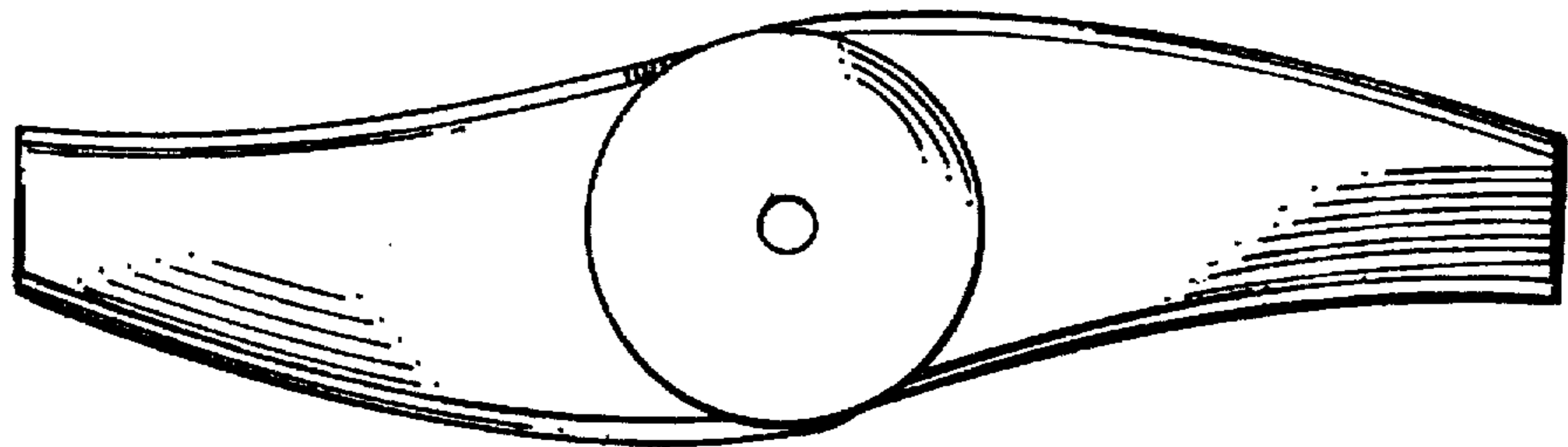


FIG. 3



FIG. 4

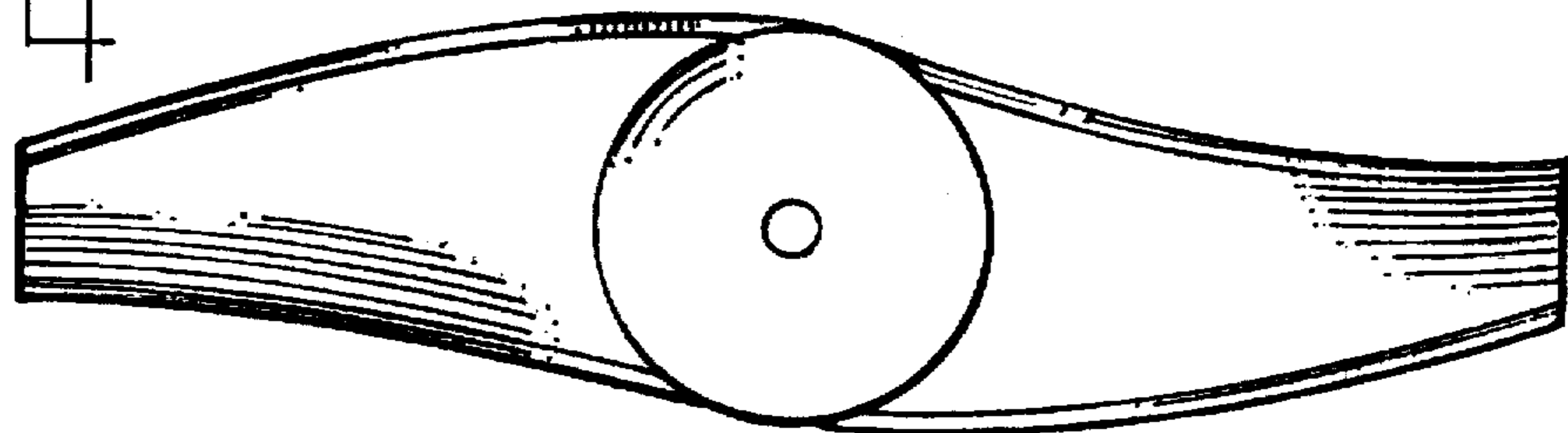


FIG. 5



FIG. 6



FIG. 7



FIG. 8

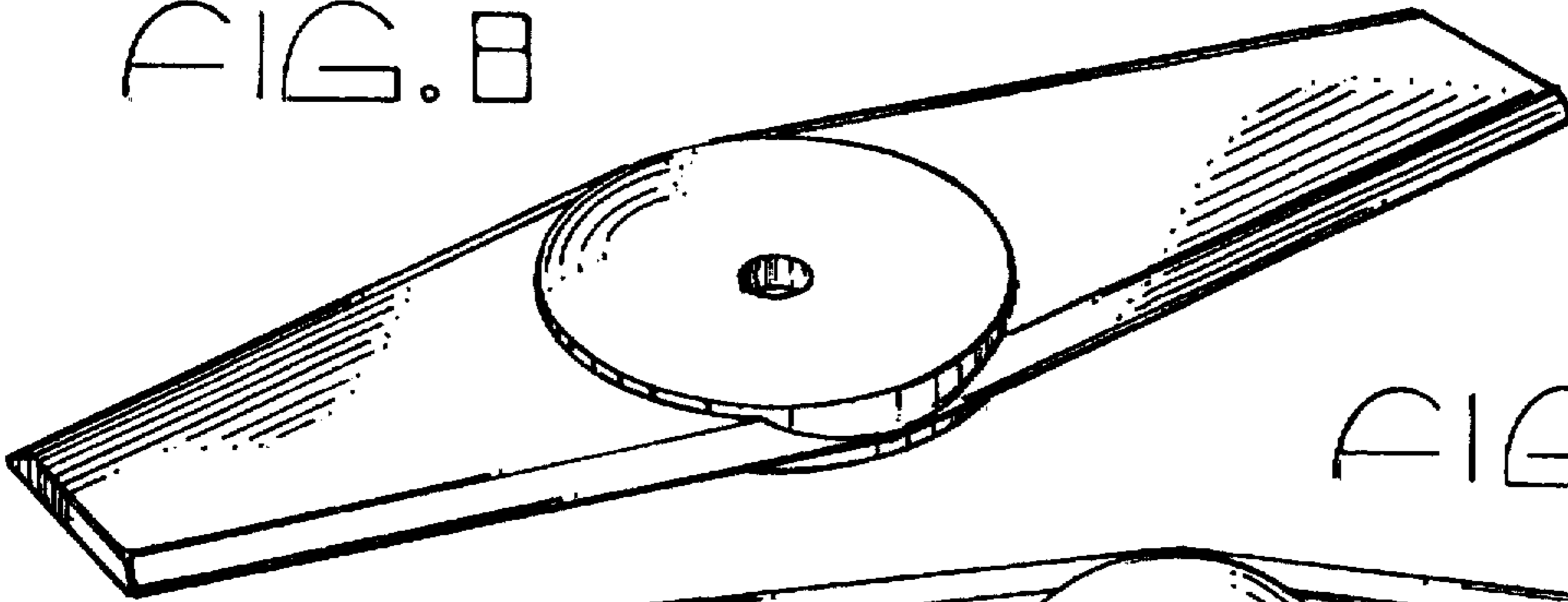


FIG. 9

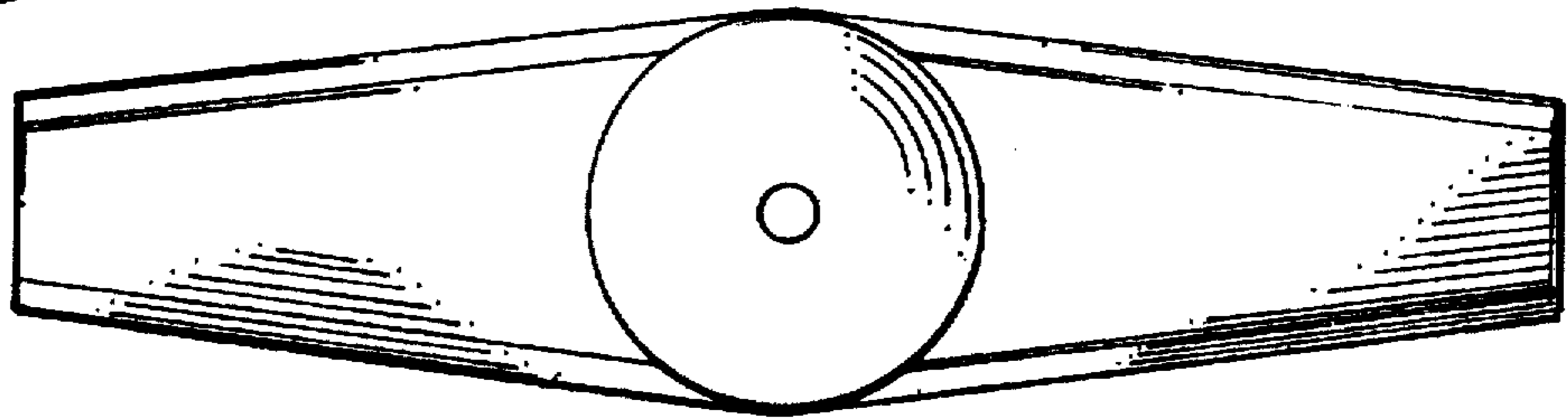


FIG. 10



FIG. 11

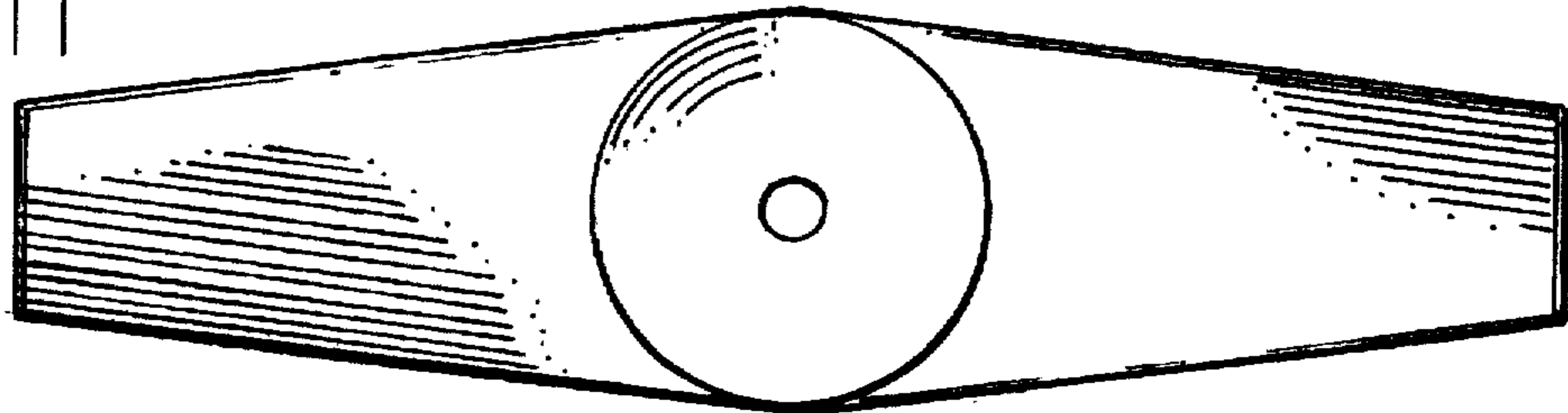


FIG. 12



FIG. 13




FIG. 14

