



US00D389367S

United States Patent [19]

[11] Patent Number: **Des. 389,367**

Lipson

[45] Date of Patent: ****Jan. 20, 1998**

[54] STRAW

[75] Inventor: Erik Lipson, Philadelphia, Pa.

[73] Assignee: Fun-Time International, Inc., Philadelphia, Pa.

[**] Term: 14 Years

[21] Appl. No.: 60,186

[22] Filed: Sep. 24, 1996

[51] LOC (6) Cl. 07-06

[52] U.S. Cl. D7/300.2

[58] Field of Search D7/300.2; D8/499; D18/24, 26; D21/61; 215/229, 388; 239/33; 446/15

[56] References Cited

U.S. PATENT DOCUMENTS

D. 200,078	1/1965	Miller, Jr. et al.	D18/24
D. 217,216	4/1970	Cohen	D7/300.2
D. 220,238	3/1971	Bernstein	D7/300.2
D. 330,141	10/1992	McNerney et al.	D7/300.2
D. 378,684	4/1997	Duppins	D18/26

Primary Examiner—Terry A. Wallace

Attorney, Agent, or Firm—Gifford, Krass, Groh, Sprinkle, Patmore, Anderson & Citkowski, P.C.

[57] CLAIM

The ornamental design for straw, as shown.

DESCRIPTION

FIG. 1 is a front view of a first embodiment of the straw;
 FIG. 2 is a right side view of the straw of FIG. 1;
 FIG. 3 is a rear side view of the straw of FIG. 1;
 FIG. 4 is a left side view of the straw of FIG. 1;
 FIG. 5 is an top plan view of the straw of FIG. 1;
 FIG. 6 is a bottom view of the straw of FIG. 1;
 FIG. 7 is a front view of a second embodiment of the straw;
 FIG. 8 is a right side view of the straw of FIG. 7;
 FIG. 9 is a rear side view of the straw of FIG. 7;
 FIG. 10 is a left side view of the straw of FIG. 7;
 FIG. 11 is a top plan view of the straw of FIG. 7;

FIG. 12 is a bottom view of the straw of FIG. 7;
 FIG. 13 is a front view of a third embodiment of the straw;
 FIG. 14 is right side view of the straw of FIG. 13;
 FIG. 15 is a rear side view of the straw of FIG. 13;
 FIG. 16 is a left side view of the straw of FIG. 13;
 FIG. 17 is a top plan view of the straw of FIG. 13;
 FIG. 18 is a bottom view of the straw of FIG. 13;
 FIG. 19 is a front view of a fourth embodiment of the straw;
 FIG. 20 is a right side view of the straw of FIG. 19;
 FIG. 21 is a rear side view of the straw of FIG. 19;
 FIG. 22 is a left side view of the straw of FIG. 19;
 FIG. 23 is a top plan view of the straw of FIG. 19;
 FIG. 24 is a bottom view of the straw of FIG. 19;
 FIG. 25 is a front view of a fifth embodiment of the straw;
 FIG. 26 is a right side view of the straw of FIG. 25;
 FIG. 27 is a rear side view of the the straw of FIG. 25;
 FIG. 28 is a left side view of the straw of FIG. 25;
 FIG. 29 is a top plan view of the straw of FIG. 25;
 FIG. 30 is a bottom view of the straw of FIG. 25;
 FIG. 31 is a front view of a sixth embodiment of the straw;
 FIG. 32 is a right side view of the straw of FIG. 31;
 FIG. 33 is a rear side view of the straw of FIG. 31;
 FIG. 34 is a left side view of the straw of FIG. 31;
 FIG. 35 is a top plan view of the straw of FIG. 31;
 FIG. 36 is a bottom view of the straw of FIG. 31;
 FIG. 37 is a front view of a seventh embodiment of the straw;
 FIG. 38 is a right side view of the straw of FIG. 37;
 FIG. 39 is a rear side view of the straw of FIG. 37;
 FIG. 40 is a left side view of the straw of FIG. 37;
 FIG. 41 is a top plan view of the straw of FIG. 37;
 FIG. 42 is a bottom view of the straw of FIG. 37;
 FIG. 43 is a front view of a eighth embodiment of the straw;
 FIG. 44 is a right side view of the straw of FIG. 43;
 FIG. 45 is a rear side view of the straw of FIG. 43;
 FIG. 46 is a left side view of the straw of FIG. 43;
 FIG. 47 is a top plan view of the straw of FIG. 43;
 FIG. 48 is a bottom view of the straw of FIG. 43;
 FIG. 49 is a front view of a ninth embodiment of the straw;
 FIG. 50 is a right side view of the straw of FIG. 49;
 FIG. 51 is a rear side view of the straw of FIG. 49;
 FIG. 52 is a left side view of the straw of FIG. 49;
 FIG. 53 is a top plan view of the straw of FIG. 49;
 FIG. 54 is a bottom view of the straw of FIG. 49;
 FIG. 55 is a front view of a tenth embodiment of the straw;
 FIG. 56 is a right side view of the straw of FIG. 55;

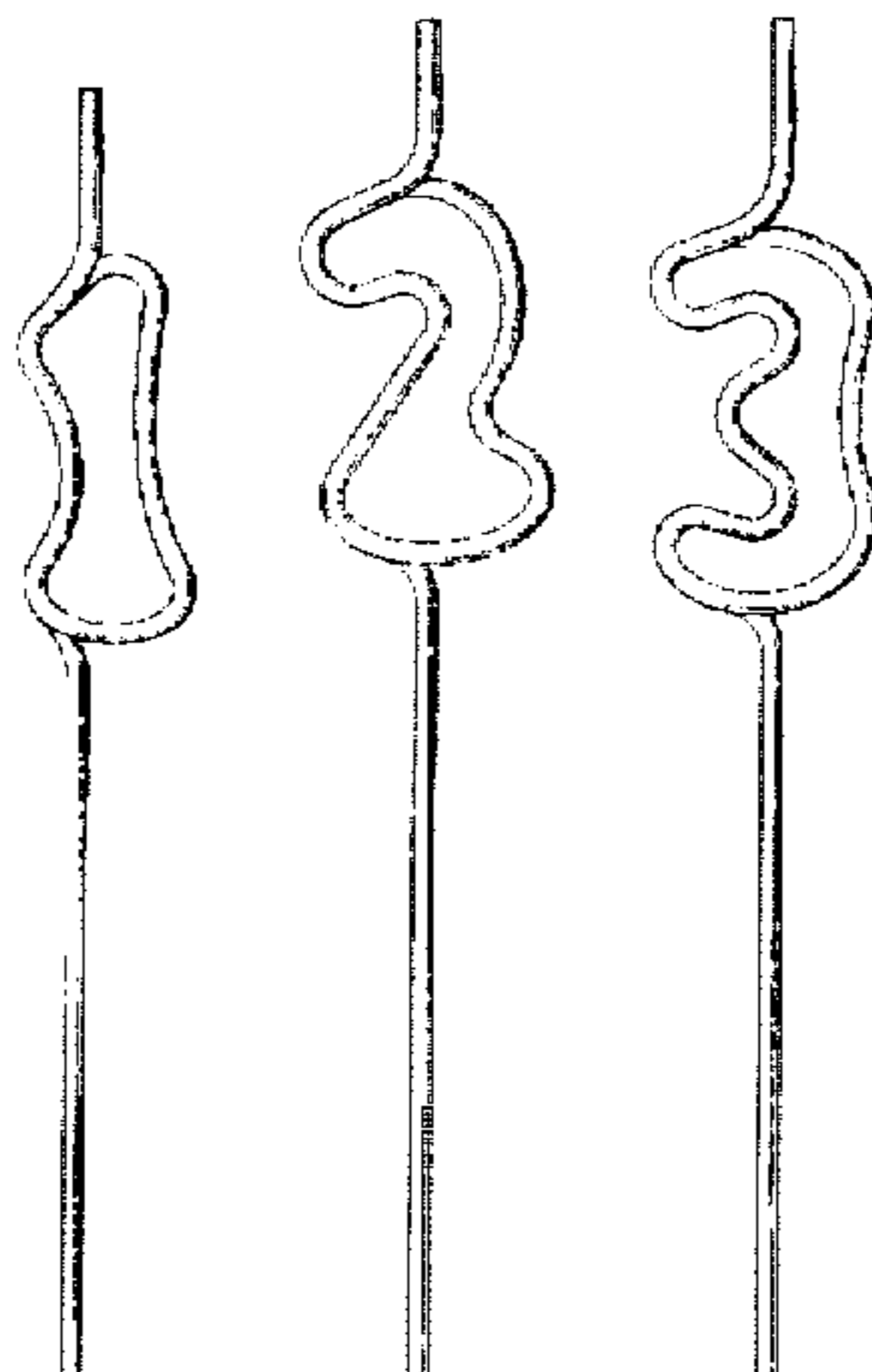


FIG. 57 is a rear side view of the straw of FIG. 55;
FIG. 58 is a left side view of the straw of FIG. 55;
FIG. 59 is a top plan view of the straw of FIG. 55; and,

FIG. 60 is a bottom view of the straw of FIG. 55.

1 Claim, 10 Drawing Sheets

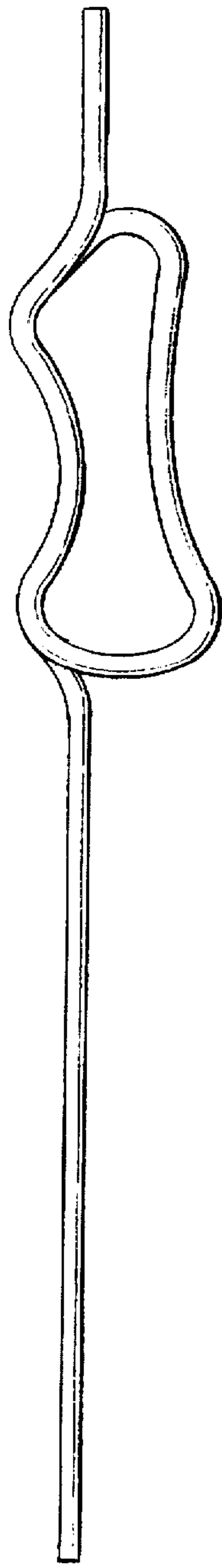


FIG-1



FIG-2

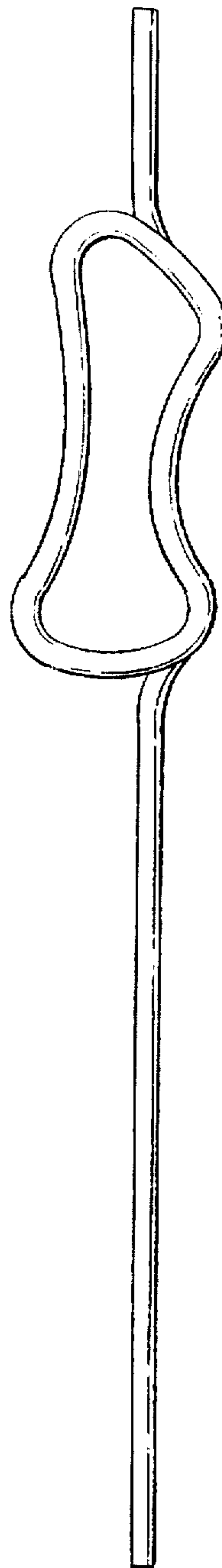


FIG-3



FIG-4



FIG-5



FIG-6

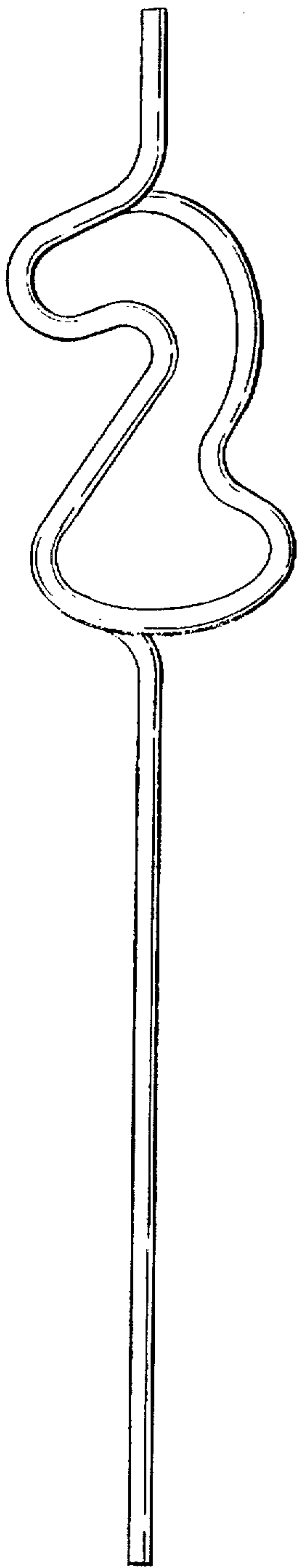


FIG-7




FIG-8

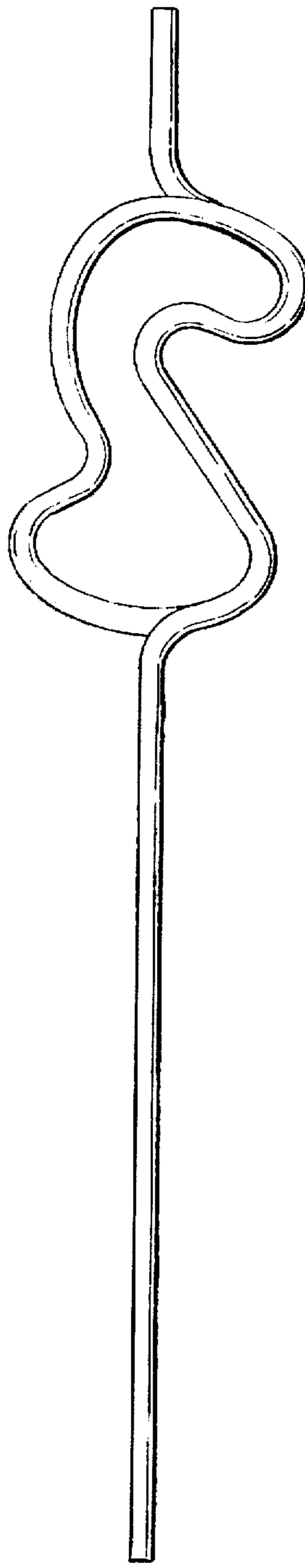


FIG-9



FIG-10



FIG-11



FIG-12

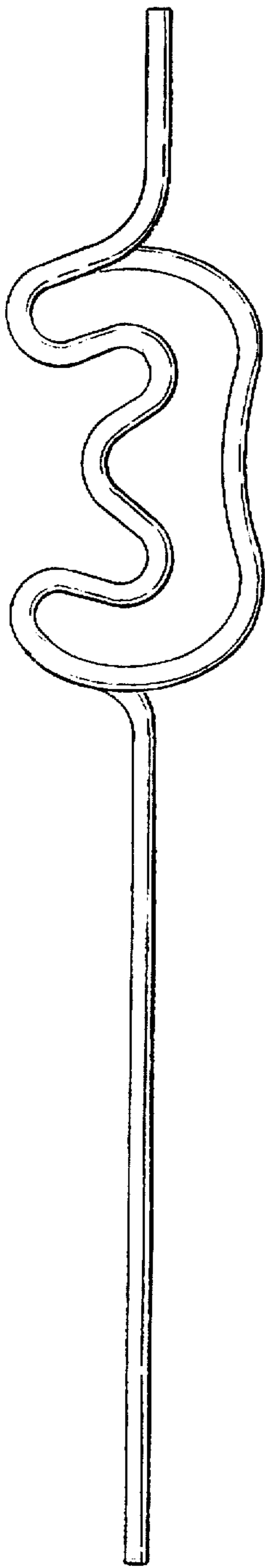


FIG-13

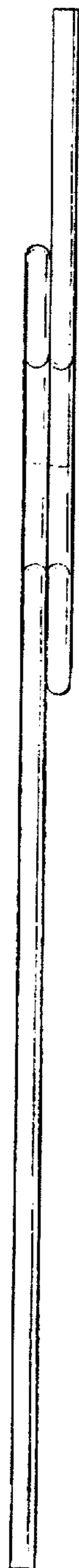


FIG-14

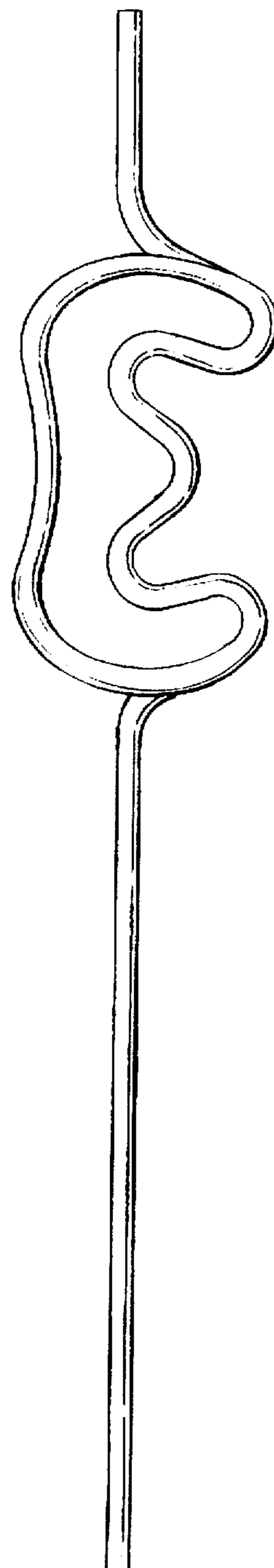


FIG-15




FIG-16



FIG-17



FIG-18

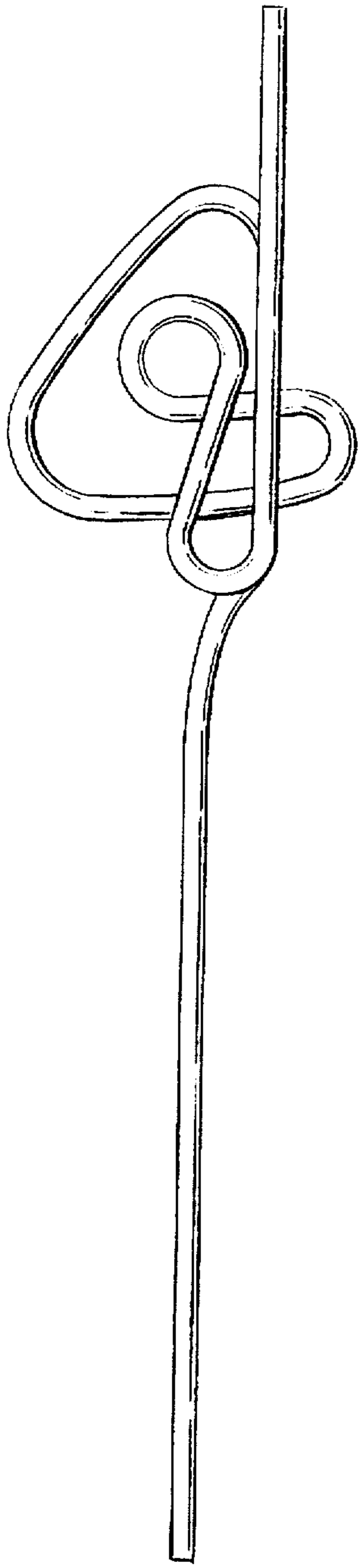


FIG-19

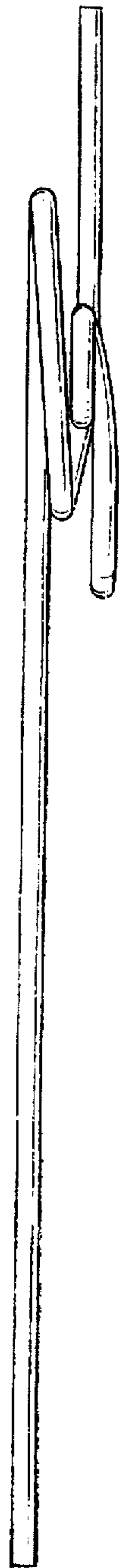


FIG-20

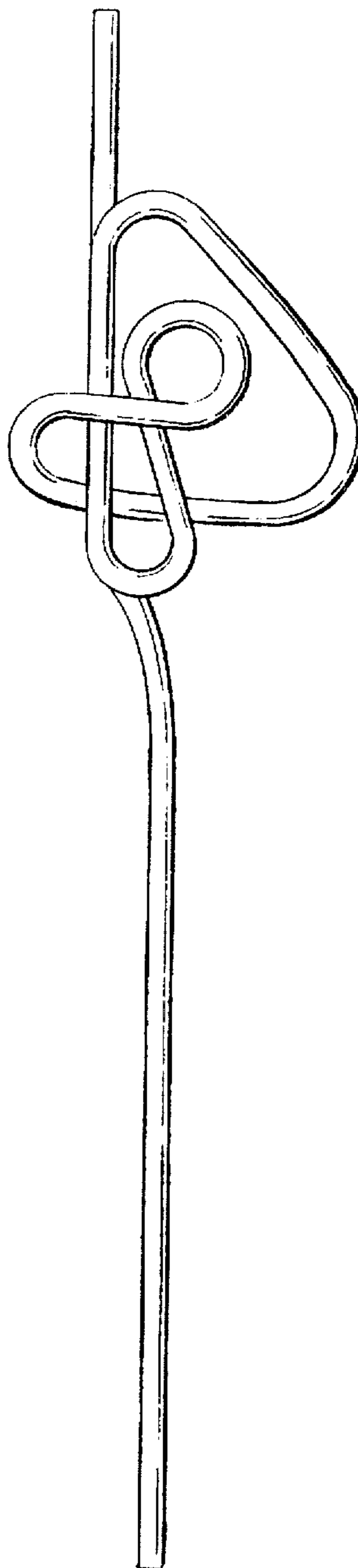


FIG-21



FIG-22




FIG-23



FIG-24

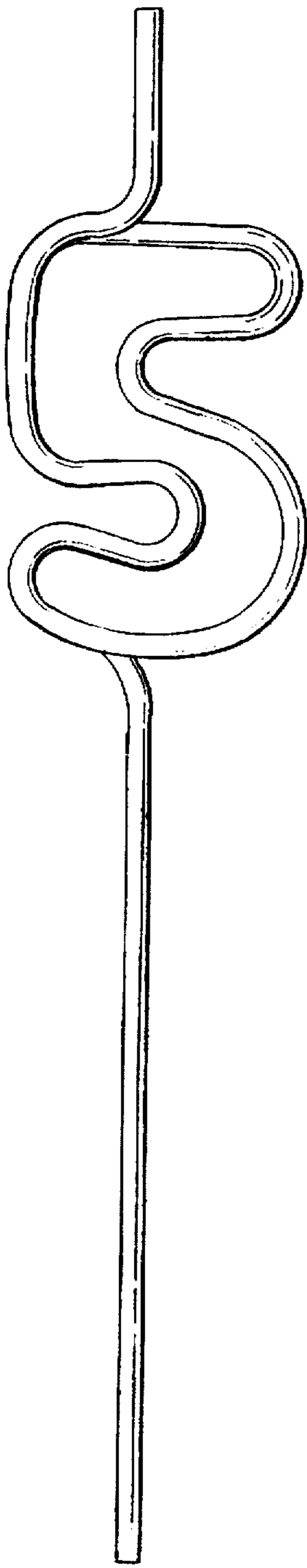


FIG-25

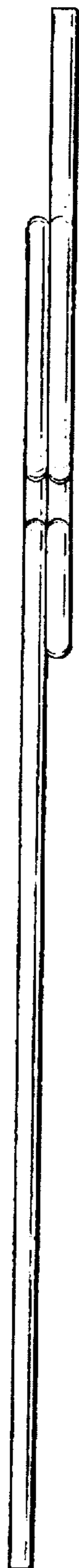


FIG-26

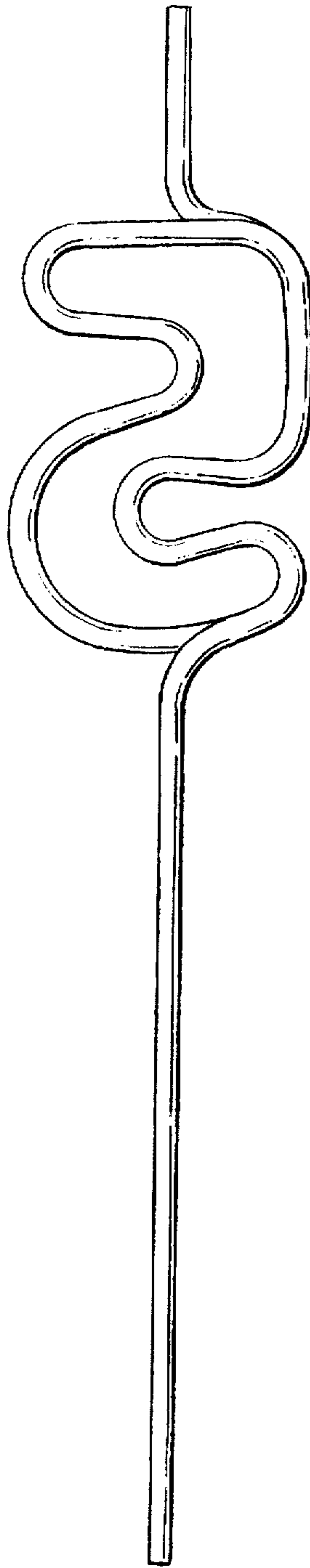


FIG-27



FIG-28



FIG-29



FIG-30

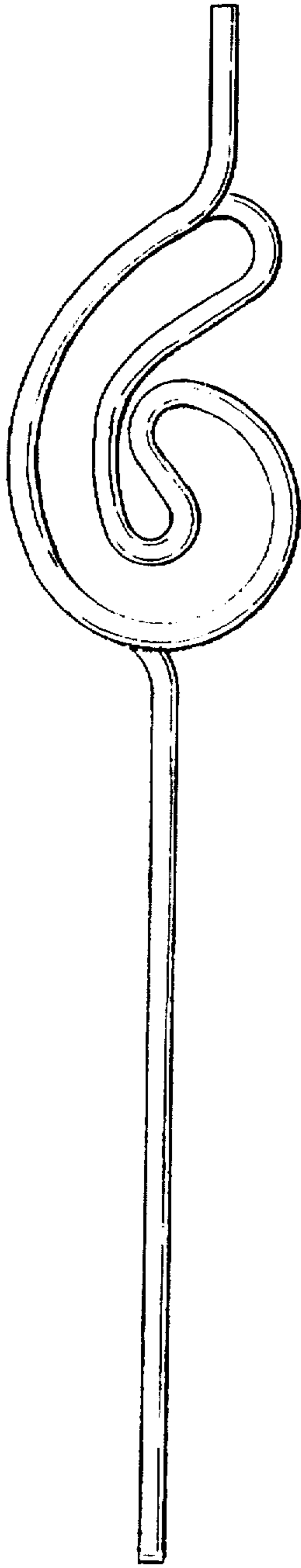


FIG-31

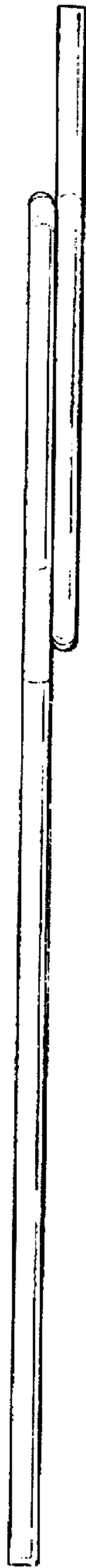


FIG-32

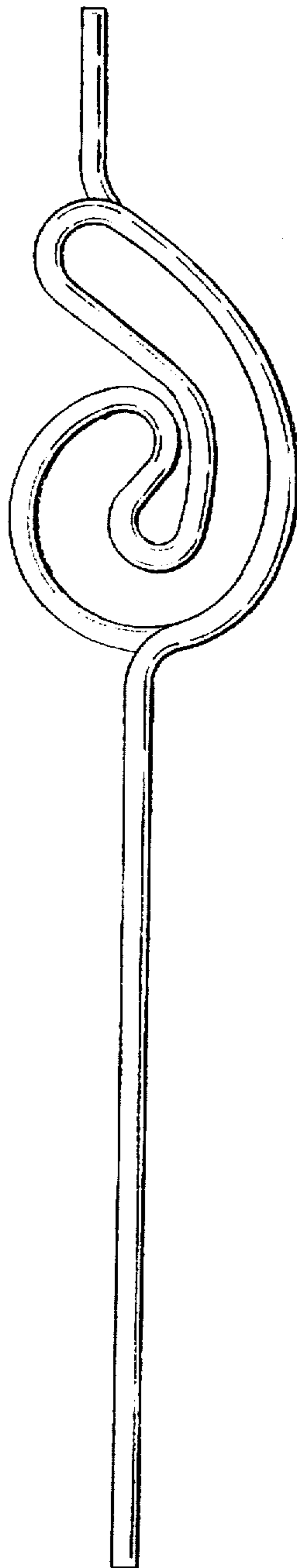


FIG-33




FIG-34




FIG-35




FIG-36

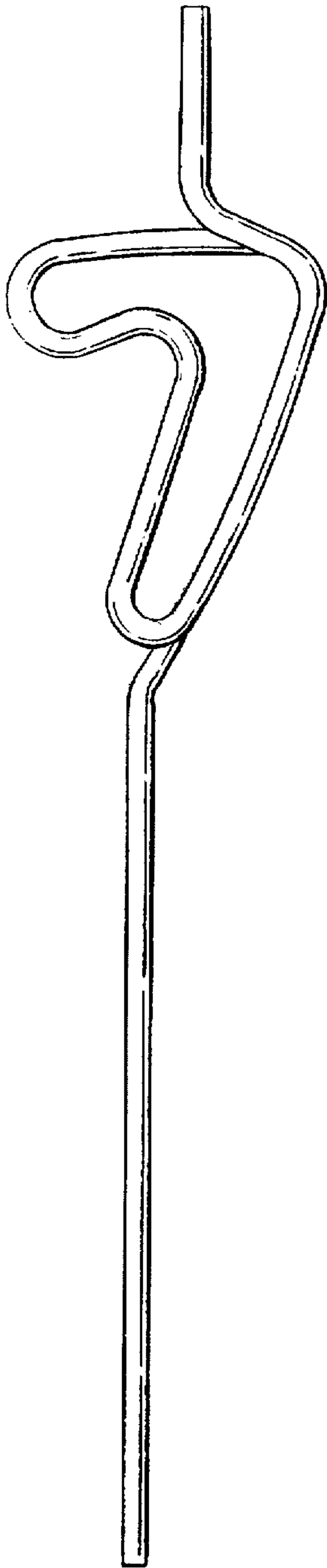


FIG-37



FIG-38

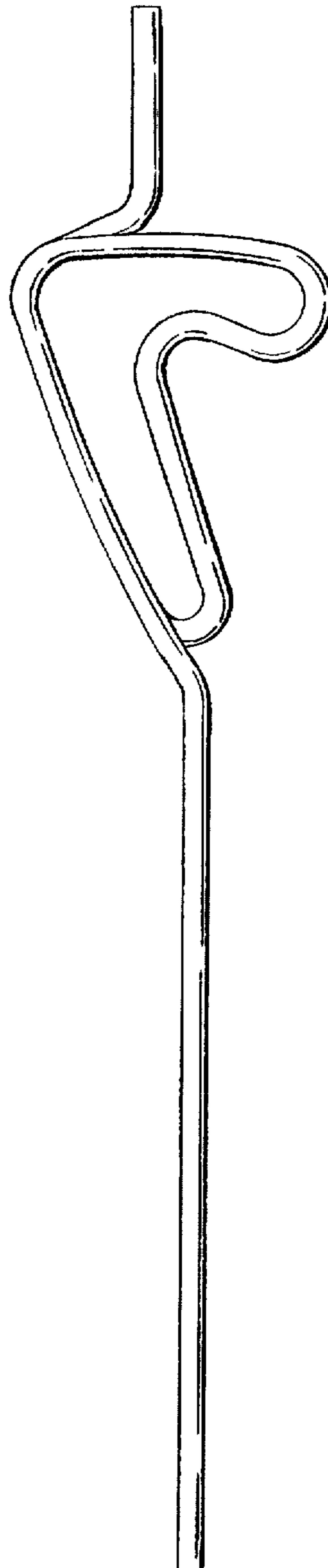


FIG-39



FIG-40



FIG-41




FIG-42

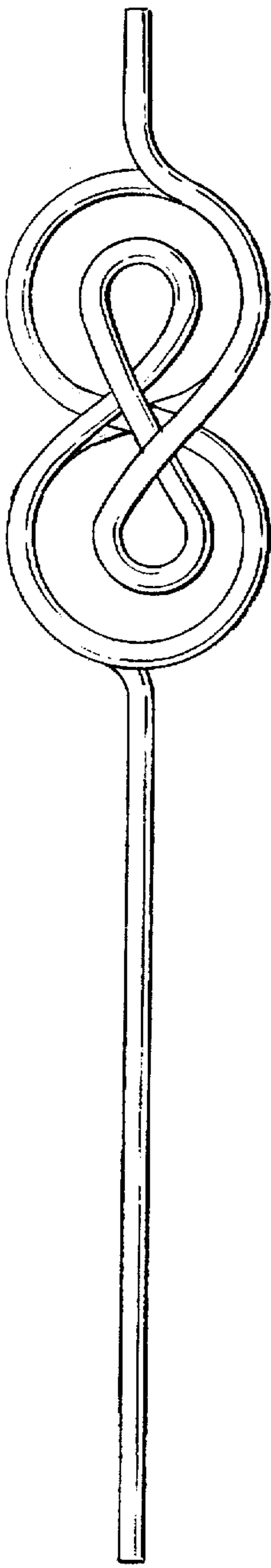


FIG-43

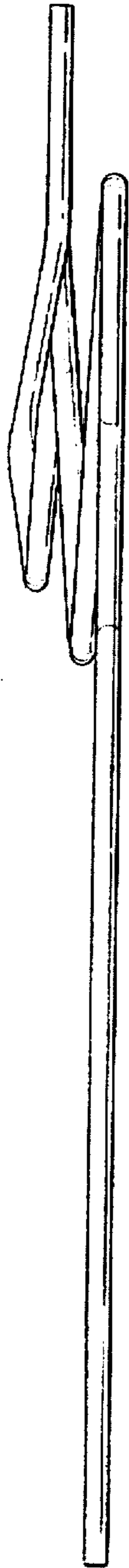


FIG-44

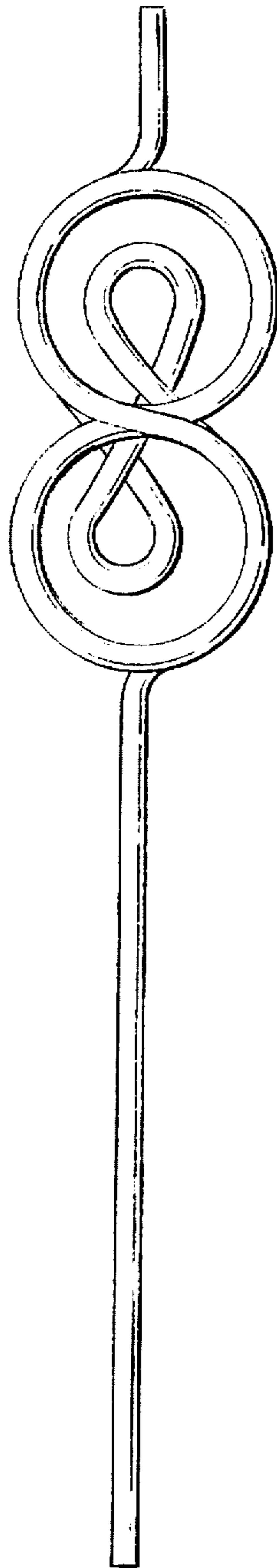


FIG-45

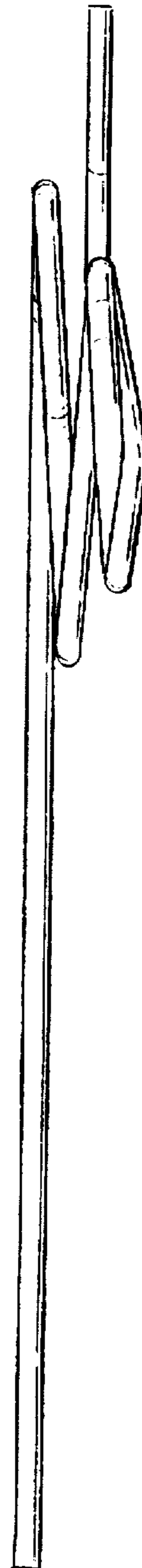


FIG-46

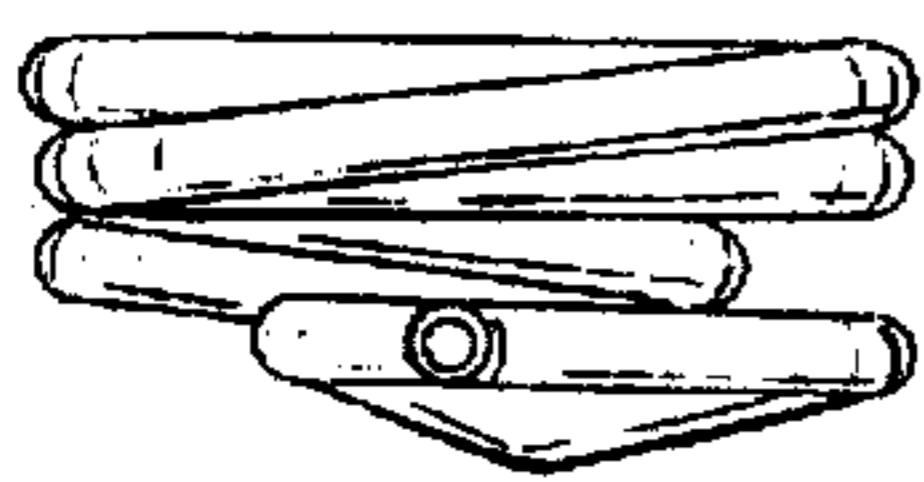


FIG-47

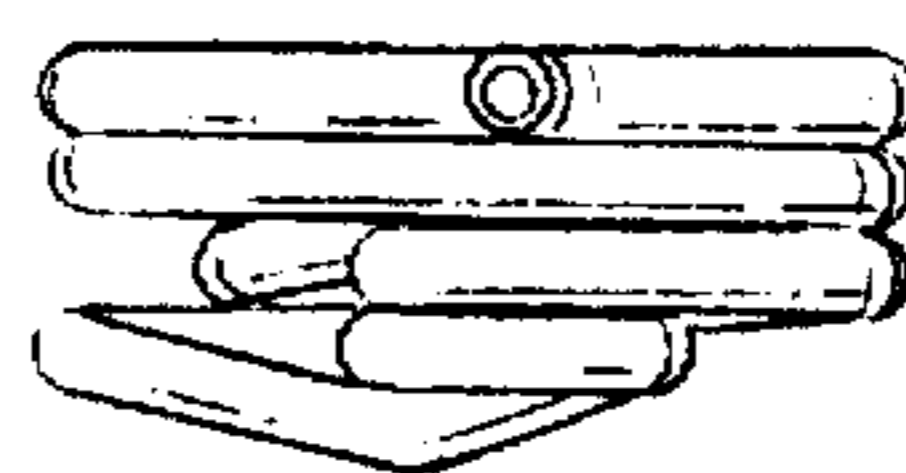


FIG-48

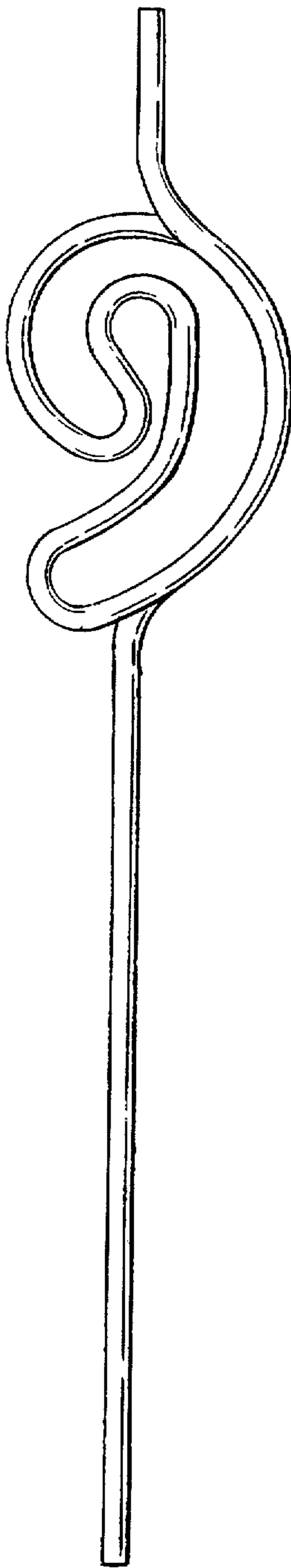


FIG-49



FIG-50

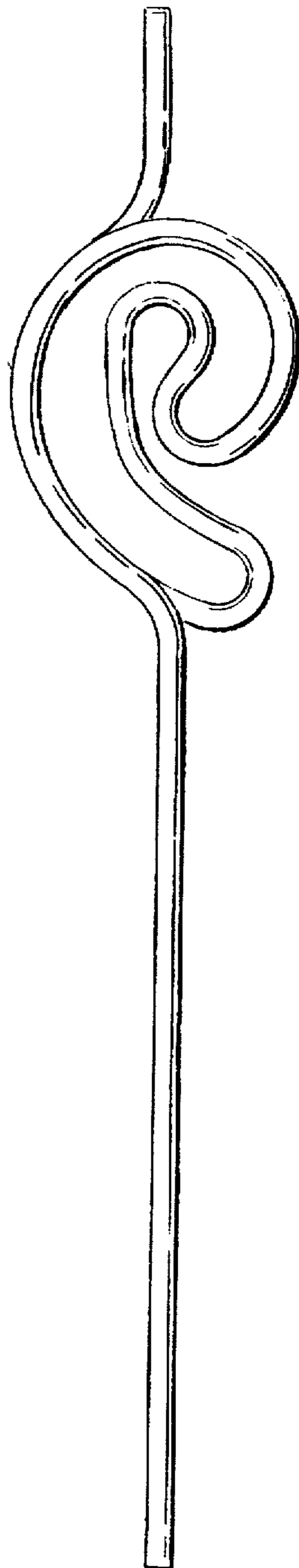


FIG-51

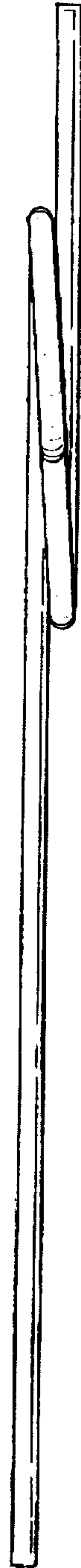


FIG-52



FIG-53



FIG-54

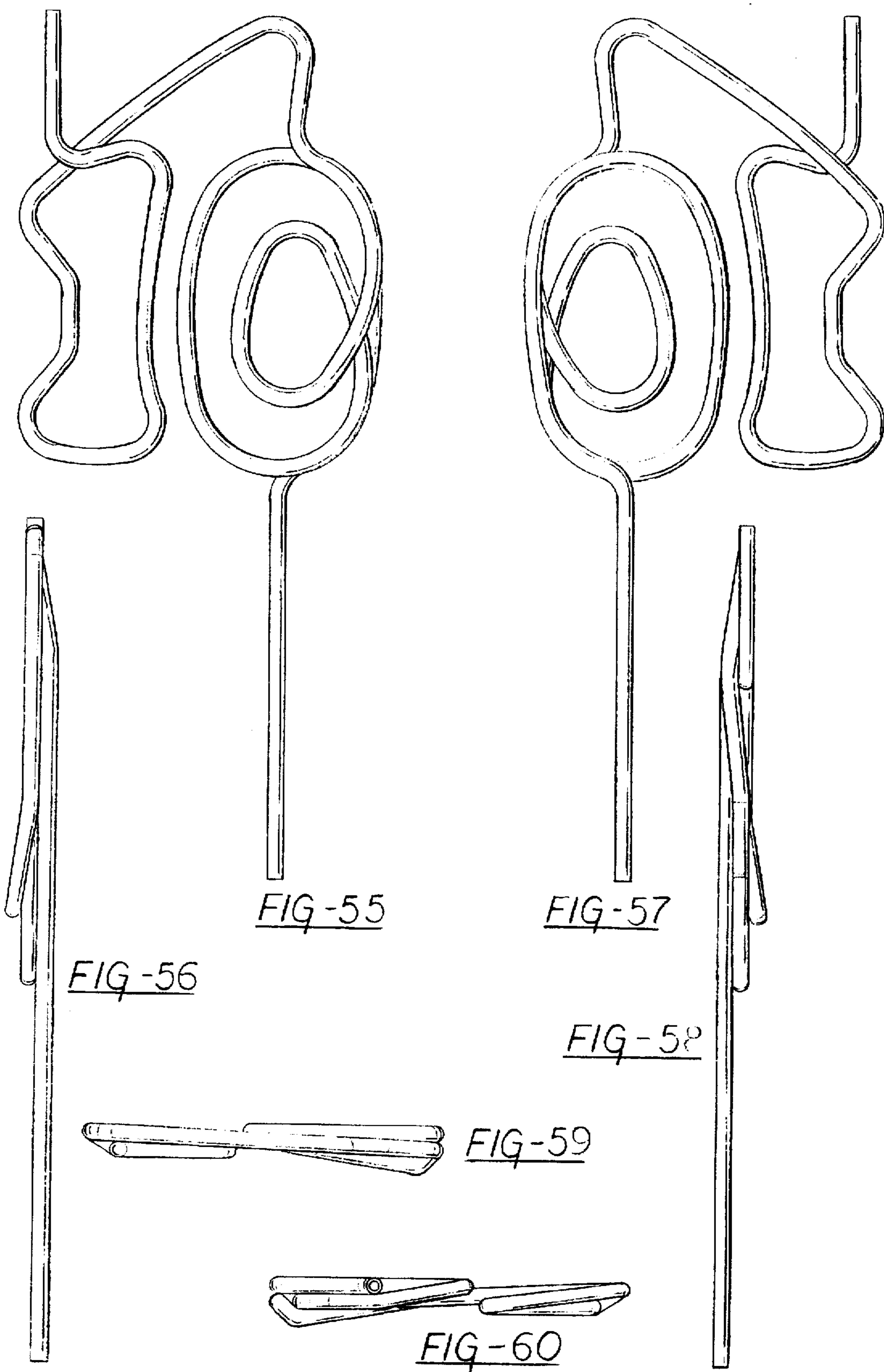


FIG-55

FIG-57

FIG-56

FIG-58

FIG-59

FIG-60